

STATE BOARD OF DEPOSIT STATE OF OHIO

Members:

Josh Mandel, Chairman
Treasurer of State
Mike DeWine
Attorney General
Dave Yost
Auditor of State

CERTIFICATION OF THE EXPENSES OF THE STATE BOARD OF DEPOSIT

In accordance with Chapter 135.02 of the Ohio Revised Code, the undersigned, Chairman and Secretary of the State Board of Deposit of the State of Ohio, hereby certifies that the necessary expenses of the Board, which represent Fifth Third banking fees [Dept. of Natural Resources – Watercraft / Maumee Bay] for the month of January 2017, are \$79.10.

Josh Mandel

CHAIRMAN

Stacy Cumberland

SECRETARY

March 10, 2017

DATE

Board of Deposit

Fifth Third Bank ODNR Watercraft - Maumee Bay 0125 - January 2017

Bank Code	Service Code	Description	Unit Price	Total Units	Total Amount	List Price	Variance	Comments
50041	25 10 50	ACH POSITIVE PAY MO MAINT	\$ 10.00	1	\$ 10.00	\$ 10.00	\$ -	
50401	15 00 30	POSITIVE PAY MONTHLY BASE CHARGE	\$ 25.00	1	\$ 25.00	\$ 25.00	\$ -	
50588	99 99 99	BAI PRIOR DAY PER ACCT	\$ 14.00	1	\$ 14.00	\$ 14.00	\$ -	
50589	99 99 99	BAI PRIOR DAY RPTG DETAILFIELD	\$ 0.07	140	\$ 9.10	\$ 9.10	\$ -	
50999	01 00 00	MONTHLY MAINTENANCE	\$ 10.00	1	\$ 10.00	\$ 10.00	\$ -	
51014	01 04 03	822 FILE RECREATION	\$ -	2	\$ -	\$ -	\$ -	
52602	40 02 72	ONLINE PRIOR DAY ACCOUNT	\$ 5.00	1	\$ 5.00	\$ 5.00	\$ -	
52605	40 00 55	ONLINE INTRADAY PER ACCOUNT	\$ 5.00	1	\$ 5.00	\$ 5.00	\$ -	
58650	25 04 00	ACH RETURN/NOC RPT VIA WEB	\$ 1.00	1	\$ 1.00	\$ 1.00	\$ -	
Total					\$ 79.10	\$ 79.10	\$ -	

Service Fee Total	\$	79.10
Earnings Credit Allowance	\$	-
	\$	79.10

FIFTH THIRD BANK (CENTRAL OHIO)
MADISONVILLE OPS CENTER, 1MOC21
CINCINNATI, OH 45263

TREASURER STATE OF OHIO LINKED DEPOSIT P
ATT: KYANA PIERSON
30 EAST BROAD ST 9TH FLOOR
COLUMBUS OH 43215

ACCOUNT ANALYSIS PAGE 1

PERIOD 01-01-17 THRU 01-31-17
ACCOUNT NUMBER 7283520125

999 028 D 7283520125

AVERAGE BALANCE ON DEPOSIT

Average Negative Collected Balance	0.00
Average Positive Collected Balance	0.00
Investable Balance Available for Services	0.00

SERVICES PERFORMED	AFP CODE	UNITS	UNIT PRICE	SERVICE CHARGES	REQUIRED BALANCE
ACCOUNT SERVICES					
STANDARD					
MONTHLY MAINTENANCE	01 0000	1	10.0000	10.00	15,609.50
822 FILE					
822 FILE RECREATION	01 0403	2	62.0000	124.00 W	
ACH POSITIVE PAY					
ACH POSITIVE PAY MO MAINT	25 1050	1	10.0000	10.00	15,609.50
ACH					
REPORTING SERVICES					
ACH RETURN/NOC RPT VIA WEB	25 0400	1	1.0000	1.00	1,560.95
DISBURSEMENTS					
ARP / POSITIVE PAY					
POSITIVE PAY MONTHLY BASE CHARGE	15 0030	1	25.0000	25.00	39,023.75
INFO REPORTING					
BAI PRIOR DAY					
BAI PRIOR DAY PER ACCT	99 9999	1	14.0000	14.00	21,853.30
BAI PRIOR DAY RPTG DETAILFIELD	99 9999	140	0.0650	9.10	14,204.65
PORTAL - PRIOR DAY					
ONLINE PRIOR DAY ACCOUNT	40 0272	1	5.0000	5.00	7,804.75
PORTAL - INTRA DAY					
ONLINE INTRADAY PER ACCOUNT	40 0055	1	5.0000	5.00	7,804.75
Total Charges This Cycle				203.10	
Less Waived Charges				124.00	
Actual Analyzed Charges				79.10	123,471.15

Total Required Balance					123,471.15
Additional Balance Required					123,471.15

JP
3/31/17

FIFTH THIRD BANK (CENTRAL OHIO)
MADISONVILLE OPS CENTER, 1MOC21
CINCINNATI, OH 45263

TREASURER STATE OF OHIO LINKED DEPOSIT P
ATT: KYANA PIERSON
30 EAST BROAD ST 9TH FLOOR
COLUMBUS OH 43215

ACCOUNT ANALYSIS PAGE 2

PERIOD 01-01-17 THRU 01-31-17
ACCOUNT NUMBER 7283520125

999 028 D 7283520125

Earnings Credit Allowance	0.00
- Less Actual Analyzed Charges	79.10
Net Position	<u>(79.10)</u>


Charge invoiced

79.10

\$1.00 Of Unit Price Is Equal To 1,560.95 Of Investable Balance

Investable Balance Receives An Earnings Credit Of 0.779440%

RP
3/3/17



STATE BOARD OF DEPOSIT STATE OF OHIO

Members:

Josh Mandel, Chairman
Treasurer of State
Mike DeWine
Attorney General
Dave Yost
Auditor of State

CERTIFICATION OF THE EXPENSES OF THE STATE BOARD OF DEPOSIT

In accordance with Chapter 135.02 of the Ohio Revised Code, the undersigned, Chairman and Secretary of the State Board of Deposit of the State of Ohio, hereby certifies that the necessary expenses of the Board, which represent JP Morgan Chase Bank banking fees [TOS Consolidation Account] for the month of December 2016, are \$439.91.

Josh Mandel

CHAIRMAN

Stacy Cumberland

SECRETARY

March 10, 2017

DATE

Board of Deposit

Chase Consolidation Account 6915 - December 2016

Bank Code	Service Code	Description	Unit Price	Total Units	Total Amount	List Price	Variance	Comment
1005	01 00 00	ACCOUNT MAINTENANCE	8.00	1	8.00	8.00	-	
1010	01 03 07	STATEMENT CYCLES	-	1	-	-	-	
1033	01 04 00	EDI 822 ANALYSIS MODULE MAINT	-	1	-	-	-	
1034	01 04 00	EDI 822 ANALYSIS ACCT MAINT	5.00	14	70.00	70.00	-	
6139	05 00 05	CLOSED LBX IMAGE VIEWING 713094	20.00	1	20.00	20.00	-	
6139	05 00 05	CLOSED LBX IMAGE VIEWING 714795	20.00	1	20.00	20.00	-	
6139	05 00 05	CLOSED LBX IMAGE VIEWING 714845	20.00	1	20.00	20.00	-	
6139	05 00 05	CLOSED LBX IMAGE VIEWING 715681	20.00	1	20.00	20.00	-	
6139	05 00 05	CLOSED LBX IMAGE VIEWING 78116E	20.00	1	20.00	20.00	-	
6139	05 00 05	CLOSED LBX IMAGE VIEWING 78121E	20.00	1	20.00	20.00	-	
6139	05 00 05	CLOSED LBX IMAGE VIEWING 7812161	20.00	1	20.00	20.00	-	
6139	05 00 05	CLOSED LBX IMAGE VIEWING 7812162	20.00	1	20.00	20.00	-	
6139	05 00 05	CLOSED LBX IMAGE VIEWING 7812163	20.00	1	20.00	20.00	-	
6139	05 00 05	CLOSED LBX IMAGE VIEWING 7812164	20.00	1	20.00	20.00	-	
6139	05 00 05	CLOSED LBX IMAGE VIEWING 7812165	20.00	1	20.00	20.00	-	
6139	05 00 05	CLOSED LBX IMAGE VIEWING 78129C	20.00	1	20.00	20.00	-	
6139	05 00 05	CLOSED LBX IMAGE VIEWING 78185S	20.00	1	20.00	20.00	-	
6201	05 99 99	REMITTER RECORD STORG 715681	0.01	356	4.91	4.91	(0.00)	
3499	15 00 ZZ	POST NO CHECKS MAINTENANCE	1.00	1	1.00	1.00	-	
6041	40 04 4Z	ACCOUNTS REPORTED	15.00	1	15.00	15.00	-	
3653	40 04 ZZ	H2H FILESTRANSMITTED OVER 67	-	21	-	-	-	
6085	40 04 ZZ	H2H ACCOUNTS REPORTED	30.00	1	30.00	30.00	-	
6040	40 06 10	MONTHLY SERVICE	50.00	1	50.00	50.00	-	
6076	40 06 99	ACCT TRANSFER ITEM	1.00	1	1.00	1.00	-	
Total					439.91	439.91	(0.00)	

Service Fee Total	\$	439.91
Earnings Credit Allowance	\$	-
	\$	439.91

J.P.Morgan

JPMORGAN CHASE BANK, N.A.
P.O. BOX 659732
SAN ANTONIO TX 78265-9751

00066 LCC 001 1217 - NN 01/14/2017
STATE OF OHIO TREASURER OF STATE
JOSH MANDEL - TOS CONSOLIDATION ACCT
30 E BROAD ST 10TH FL
ATTN RECONCILIATION DEPT
COLUMBUS OH 43266-0421



J.P.Morgan

This Page Intentionally Left Blank



J.P.Morgan

JPMORGAN CHASE BANK, N.A.

INVOICE #: 000100000001494018

ACCOUNT: 001 000000000704346915
PRODUCTION DATE: 01-12-2017

STATE OF OHIO TREASURER OF STATE
JOSH MANDEL - TOS CONSOLIDATION ACCT
30 E BROAD ST 10TH FL
ATTN RECONCILIATION DEPT
COLUMBUS OH 43266-0421

OFFICER CONTACT:
GEORGE SESOCK
(330) 972-1762

OTHER CONTACT:
GLOBAL CLIENT CARE SERVICE CTR
(888) 434-3030

BILLING ACTIVITY

Charges and other debits

Invoice Date	Invoice	Description	Amount
07-31-2016	000100000001488069	PREVIOUS SERVICE CHARGE	302.59
09-30-2016	000100000001490485	PREVIOUS SERVICE CHARGE	360.11
10-31-2016	000100000001491700	PREVIOUS SERVICE CHARGE	362.21
11-30-2016	000100000001492854	PREVIOUS SERVICE CHARGE	438.91
12-31-2016	000100000001494018	CURRENT SERVICE CHARGE	439.91
TOTAL			1,903.73

Payments and other credits

Effective Date	Invoice	Post Date	Description	Amount
TOTAL				0.00
				0.00

INVOICE SUMMARY

Date	Invoice	Total Billed	Total Paid to Date	Outstanding Amount
07-31-2016	000100000001488069	363.91	61.32	302.59
09-30-2016	000100000001490485	360.11	0.00	360.11
10-31-2016	000100000001491700	362.21	0.00	362.21
11-30-2016	000100000001492854	438.91	0.00	438.91
12-31-2016	000100000001494018	439.91	0.00	439.91
TOTAL OUTSTANDING AMOUNT (01-31-2017)				1,903.73

Account Analysis Payment Remittance

(Please detach and return this portion of the invoice with payment)

Total Amount Due \$ 1,903.73

Customer Name: STATE OF OHIO TREASURER OF STATE
Account: 001 000000000704346915
Production Date: 01-12-2017
Payment Due On: 01-31-2017
Invoice Number: 000100000001494018

Amount Enclosed \$

JPMORGAN CHASE BANK, N.A.
P. O. BOX 973636
DALLAS TX 75397-3636

ACH/Wire payments: ABA 044000037 Account# 619983497
(Please reference your invoice and/ or account number within the Addenda or Payment Detail field)

****The Total Amount Due does not include payments received after 12-31-2016.****

J.P.Morgan

This Page Intentionally Left Blank

ACCOUNT ANALYSIS STATEMENT
FOR DECEMBER 2016

PAGE 1 OF 6

ACCOUNT: 001 000000000704346915
PRODUCTION DATE: 01-12-2017

J.P.Morgan

STATE OF OHIO TREASURER OF STATE
JOSH MANDEL - TOS CONSOLIDATION ACCT
30 E BROAD ST 10TH FL
ATTN RECONCILIATION DEPT
COLUMBUS OH 43266-0421

DETAIL OF ACCOUNT 001 000000000704346915

INVOICE

OFFICER CONTACT:
GEORGE SESOCK
(330) 972-1762

OTHER CONTACT:
GLOBAL CLIENT CARE SERVICE CTR
(888) 434-3030



BALANCE AND COMPENSATION ANALYSIS

EARNINGS ALLOWANCE RATE: 0.997%
MULTIPLIER: \$ 1,183.14000

AFP CODE	DESCRIPTION	BALANCE INFORMATION	COMPENSATION INFORMATION
000000	AVERAGE NET LEDGER BALANCE	0	0.00
000030	LESS AVERAGE FLOAT BALANCE	0	0.00
000010	AVERAGE NET COLLECTED BALANCE	0	0.00
000011	AVG POSITIVE COLLECTED BALANCE	0	0.00
000420	LESS DDA BAL RESRVE REQUIREMENT	0	0.00
000040	INVESTABLE BALANCE	0	0.00
000400	BAL EQUIVLT-TOT SERVICE CHRGS	-520,476	0.00
000410	EXCESS/(DEFICIT) INVESTBLE BAL	-520,476	0.00
000240	EARNINGS ALLOWANCE	0	0.00
000331	BAL COMPENSABLE SRVC CHARGES	0	-439.91
000241	EXCESS/(DEFICIT) EARNING ALLOW	0	-439.91
000314	SERVICE CHARGE AMOUNT	0	439.91

JR
3/19/17

ACCOUNT ANALYSIS STATEMENT
FOR DECEMBER 2016

PAGE 2 OF 6

ACCOUNT: 001 000000000704346915
PRODUCTION DATE: 01-12-2017

DETAIL OF ACCOUNT 001 000000000704346915

J.P.Morgan
STATE OF OHIO TREASURER OF STATE

ACTIVITY SUMMARY

PRODUCT LINE AND DESCRIPTION	BANK SERVICE CODE	AFP SERVICE CODE	UNIT PRICE (\$)	VOLUME	SERVICE CHARGE (\$)	BALANCE EQUIVALENT (\$)	FEE BASED CHARGES (\$)
ACCOUNT SERVICES							
ACCOUNT MAINTENANCE	01005	010000	8.0000	1	8.00	9,465	0.00
STATEMENT CYCLES	01010	010307	0.0000	1	0.00	0	0.00
POST NO CHECKS MAINTENANCE	03499	1500ZZ	1.0000	1	1.00	1,183	0.00
SUBTOTAL					9.00	10,648	
HOST TO HOST							
EDI 822 ANALYSIS MODULE MAINT	01033	010400	0.0000	1	0.00	0	0.00
EDI 822 ANALYSIS ACCT MAINT	01034	010400	5.0000	14	70.00	82,820	0.00
SUBTOTAL					70.00	82,820	
JPMORGAN ACCESS							
ACCOUNTS REPORTED	06041	40044Z	15.0000	1	15.00	17,747	0.00
MONTHLY SERVICE	06040	400610	50.0000	1	50.00	59,157	0.00
ACCT TRANSFER ITEM	06076	400699	1.0000	1	1.00	1,183	0.00
SUBTOTAL					66.00	78,087	
BAI/SWIFT/ISO REPORTING							
H2H FILES TRANSMITTED OVER 67	03653	4004ZZ	0.0000	21	0.00	0	0.00
H2H ACCOUNTS REPORTED	06085	4004ZZ	30.0000	1	30.00	35,494	0.00
SUBTOTAL					30.00	35,494	
RECEIVABLES EDGE / 713094							
CLOSED LBX IMAGE VIEWING	06139	050005	20.0000	1	20.00	23,663	0.00
SUBTOTAL					20.00	23,663	
RECEIVABLES EDGE / 714795							
CLOSED LBX IMAGE VIEWING	06139	050005	20.0000	1	20.00	23,663	0.00
SUBTOTAL					20.00	23,663	
RECEIVABLES EDGE / 714845							
CLOSED LBX IMAGE VIEWING	06139	050005	20.0000	1	20.00	23,663	0.00
SUBTOTAL					20.00	23,663	

ACCOUNT ANALYSIS STATEMENT
FOR DECEMBER 2016

PAGE 3 OF 6

ACCOUNT: 001 000000000704346915
PRODUCTION DATE: 01-12-2017

J.P.Morgan

STATE OF OHIO TREASURER OF STATE

DETAIL OF ACCOUNT 001 000000000704346915



ACTIVITY SUMMARY

PRODUCT LINE AND DESCRIPTION	BANK SERVICE CODE	AFP SERVICE CODE	UNIT PRICE (\$)	VOLUME	SERVICE CHARGE (\$)	BALANCE EQUIVALENT (\$)	FEE BASED CHARGES (\$)
RECEIVABLES EDGE / 715681	06139	050005	20.0000	1	20.00	23,663	0.00
CLOSED LBX IMAGE VIEWING	06201	059999	0.0138	356	4.91	5,809	0.00
SUBTOTAL					24.91	29,472	
RECEIVABLES EDGE / 781166	06139	050005	20.0000	1	20.00	23,663	0.00
CLOSED LBX IMAGE VIEWING					20.00	23,663	
SUBTOTAL					20.00	23,663	
RECEIVABLES EDGE / 781216	06139	050005	20.0000	1	20.00	23,663	0.00
CLOSED LBX IMAGE VIEWING					20.00	23,663	
SUBTOTAL					20.00	23,663	
RECEIVABLES EDGE / 7812161	06139	050005	20.0000	1	20.00	23,663	0.00
CLOSED LBX IMAGE VIEWING					20.00	23,663	
SUBTOTAL					20.00	23,663	
RECEIVABLES EDGE / 7812162	06139	050005	20.0000	1	20.00	23,663	0.00
CLOSED LBX IMAGE VIEWING					20.00	23,663	
SUBTOTAL					20.00	23,663	
RECEIVABLES EDGE / 7812163	06139	050005	20.0000	1	20.00	23,663	0.00
CLOSED LBX IMAGE VIEWING					20.00	23,663	
SUBTOTAL					20.00	23,663	
RECEIVABLES EDGE / 7812164	06139	050005	20.0000	1	20.00	23,663	0.00
CLOSED LBX IMAGE VIEWING					20.00	23,663	
SUBTOTAL					20.00	23,663	
RECEIVABLES EDGE / 7812165	06139	050005	20.0000	1	20.00	23,663	0.00
CLOSED LBX IMAGE VIEWING					20.00	23,663	
SUBTOTAL					20.00	23,663	
RECEIVABLES EDGE / 781290	06139	050005	20.0000	1	20.00	23,663	0.00
CLOSED LBX IMAGE VIEWING					20.00	23,663	
SUBTOTAL					20.00	23,663	

ACCOUNT ANALYSIS STATEMENT
FOR DECEMBER 2016

PAGE 4 OF 6

ACCOUNT: 001 000000000704346915
PRODUCTION DATE: 01-12-2017

J.P.Morgan

STATE OF OHIO TREASURER OF STATE

DETAIL OF ACCOUNT 001 000000000704346915

ACTIVITY SUMMARY

PRODUCT LINE AND DESCRIPTION	BANK SERVICE CODE	AFP SERVICE CODE	UNIT PRICE (\$)	VOLUME	SERVICE CHARGE (\$)	BALANCE EQUIVALENT (\$)	FEE BASED CHARGES (\$)
SUBTOTAL					20.00	23,663	
RECEIVABLES EDGE / 781859 CLOSED LBX IMAGE VIEWING	06139	050005	20.0000	1	20.00	23,663	0.00
SUBTOTAL					20.00	23,663	
TOTAL CHARGE FOR SERVICES		000300			439.91	0	
TOTAL FEE BASED CHARGES		000330			0.00	0	
BAL COMPENSABLE SRVC CHARGES		000331			-439.91	0	
BAL EQUIVINT-TOT SERVICE CHRGS		000400			0.00	520,476	

ACCOUNT ANALYSIS STATEMENT
FOR DECEMBER 2016

PAGE 5 OF 6

ACCOUNT: 001 000000000704346915
PRODUCTION DATE: 01-12-2017

J.P.Morgan

STATE OF OHIO TREASURER OF STATE

DETAIL OF ACCOUNT 001 000000000704346915

RELATIONSHIP BALANCE COMPENSATION HISTORY

MONTH	AVERAGE NET LEDGER BALANCE (\$)	AVERAGE NET COLLECTED BALANCE (\$)	INVESTABLE BALANCE (\$)	BALANCE EQUIVALENT TOTAL SERVICE CHARGES (\$)	EXCESS/ (DEFICIT) INVESTABLE BALANCE (\$)	EARNINGS ALLOWANCE RATE (%)	EARNINGS ALLOWANCE (\$)	BALANCE COMPENSABLE SERVICE CHARGES (\$)	EXCESS/ (DEFICIT) EARNINGS ALLOWANCE (\$)
JAN	0	0	0	701,352	-701,352		0	364	-364
FEB	0	0	0	725,445	-725,445		0	364	-364
MAR	0	0	0	685,379	-685,379		0	365	-365
APR	0	0	0	697,408	-697,408		0	364	-364
MAY	0	0	0	626,492	-626,492		0	364	-364
JUN	0	0	0	680,615	-680,615		0	365	-365
JUL	0	0	0	565,997	-565,997		0	364	-364
AUG	0	0	0	504,861	-504,861		0	359	-359
SEP	263	263	263	514,941	-514,678		0	360	-360
OCT	1,444	1,444	1,444	485,046	-483,602		1	363	-362
NOV	0	0	0	573,204	-573,204		0	439	-439
DEC	0	0	0	520,476	-520,476		0	440	-440
JAN - DEC AVERAGE	142	142	142	606,768					
JAN - DEC NET					-7,279,510		1	4,510	-4,509



This Page Intentionally Left Blank

ACCOUNT ANALYSIS STATEMENT
FOR DECEMBER 2016

PAGE 1 OF 2

ACCOUNT: 001 000000000704346915
PRODUCTION DATE: 01-12-2017

J.P.Morgan
STATE OF OHIO TREASURER OF STATE
JOSH MANDEL - TOS CONSOLIDATION ACCT
30 E BROAD ST 10TH FL
ATTN RECONCILIATION DEPT
COLUMBUS OH 43266-0421

INVOICE

OFFICER CONTACT:
GEORGE SESOCK
(330) 972-1762

OTHER CONTACT:
GLOBAL CLIENT CARE SERVICE CTR
(888) 434-3030

ADJUSTMENT PAGES

FINANCIAL RECAP

BILLING ACCOUNT: 001 0000000000704346915

CYCLE DATE	SETTLEMENT DATE OLD	SETTLEMENT DATE NEW	PREVIOUS SERVICE CHARGE	ADJUSTED SERVICE CHARGE	SERVICE CHARGE ADJUSTMENT AMOUNT
12-2016	12-31-2016	12-31-2016	469.91	439.91	-30.00
TOTAL					-30.00



HISTORICAL ADJUSTMENT SUMMARY

DEPOSIT ACCOUNT: 001 0000000000704346915
DEC 2016

AFP CODE	DESCRIPTION	BALANCE INFORMATION PREVIOUSLY REPORTED	BALANCE INFORMATION ADJUSTED	COMPENSATION INFORMATION PREVIOUSLY REPORTED	COMPENSATION INFORMATION ADJUSTED
000000	AVERAGE NET LEDGER BALANCE	0	0		
000030	LESS AVERAGE FLOAT BALANCE	0	0		
000010	AVERAGE NET COLLECTED BALANCE	0	0		
000011	AVG POSITIVE COLLECTED BALANCE	0	0		
000420	LESS DDA BAL RESRVE REQUIREMENT	0	0		
	RESERVE RATE				
000040	INVESTABLE BALANCE	0	0		
000400	BAL EQUIVLT-TOT SERVICE CHRGS	-555,970	-520,476		
000410	EXCESS/(DEFICIT) INVESTBLE BAL	-555,970	-520,476		
000240	EARNINGS ALLOWANCE			0.00	0.00
000331	EARNINGS ALLOWANCE RATE				
000241	BAL COMPENSABLE SRVC CHARGES			0.998	0.998
000314	EXCESS/(DEFICIT) EARNING ALLOW			-469.91	-439.91
	SERVICE CHARGE AMOUNT			-469.91	-439.91
				469.91	439.91

ACCOUNT ANALYSIS STATEMENT
FOR DECEMBER 2016

PAGE 2 OF 2

J.P.Morgan

STATE OF OHIO TREASURER OF STATE

ACCOUNT: 001 000000000704346915
PRODUCTION DATE: 01-12-2017

ADJUSTMENT PAGES

VOLUME / PRICING ADJUSTMENT DETAIL

DEC 2016

BANK / ACCOUNT / TYPE	PRODUCT LINE / ORIGIN CODE	SERVICE DESCRIPTION	BANK SERV CODE	APP SERV CODE	ORIGINAL UNIT PRICE		ORIGINAL VOLUME		ORIGINAL SERVICE CHARGE		IMPACT TO EXCESS / (DEFICIT) EARNINGS ALLOWANCE
					ADJUSTED UNIT PRICE	ADJUSTED VOLUME	ADJUSTED SERVICE CHARGE	NET IMPACT			
001 00000000000704346915 DDA		DISBURSEMENT SERVICES	6618	151710	15.0000	2	30.00				
		CHECK INQUIRY MAINTENANCE			0.0000	0	0.00				
TOTAL: DEC 2016											-30.00


Account Analysis Definitions and Formulas

Definitions and Formulas

Terms	Definitions and Formulas
AFP Code	Codes developed by the Association for Financial Professionals to standardize the reporting of Account Analysis data.
Average Float Balance	Average Net Ledger Balance - Average Net Collected Balance.
Average Negative Collected Balance	Sum of the daily ending Negative Collected Balances divided by the number of days in the analysis period.
Average Net Collected Balance	Average Net Ledger Balance - Average Float Balance.
Average Net Ledger Balance	Sum of the daily ending Ledger Balances (positive and negative) divided by the number of days in the analysis period.
Average Positive Collected Balance	Sum of the daily Positive Collected Balances divided by the number of days in the analysis period.
Balance Compensable Service Charge	Total dollar amount of Service Charges that can be offset by the Earnings Allowance.
Balance Equivalent - Total Service Charges	Balance that is required to offset the Balance Compensable Service Charges in the analysis period. (Balance Compensable Service Charges x Multiplier)
Charges Brought Forward	For accounts on a settlement cycle other than monthly, this represents the amount of service charges carried over from prior months to be accumulated within the analysis cycle.
Charges Taken Forward	For accounts on a settlement cycle other than monthly, this represents the amount of service charge accumulated thus far which will be carried over to the next month.
DDA Balance Reserve Requirement	That portion of the Demand Deposit Account Balances that must be set aside by the bank to meet reserve requirements.
Earnings Allowance	The value of balances maintained during the analysis period which can be used to offset Balance Compensable Service Charges. (Investable Balance x Earnings Allowance Rate x (Days in Month / Days in Year))
Earnings Allowance Rate	The rate used to value your Average Investable Balance. Bank designates the rate based on prevailing market and competitive rate conditions.
Excess Credit Brought Forward	For accounts on a settlement cycle other than monthly, this represents the amount of excess earnings credit carried over from prior months to be accumulated within the analysis cycle.
Excess Credit Taken Forward	For accounts on a settlement cycle other than monthly, this represents the amount of excess earnings credit accumulated thus far which will be carried over to the next month.
Excess / (Deficit) Earnings Allowance	The difference between the Earnings Allowance and the Balance Compensable Service Charges. (Earnings Allowance - Balance Compensable Service Charges)
Excess / (Deficit) Investable Balance	The excess or deficit in balances remaining after the Balances Required to offset the current analysis period's Balance Compensable Service Charges have been deducted. (Investable Balance - Balance Equivalent of Total Service Charges)
Investable Balance	The balance on which the Earnings Allowance Rate is applied. (Average Positive Collected Balance - DDA Balance Reserve Requirement)
Multiplier	The balance required to offset \$1.00 of Balance Compensable Service Charges at the prevailing Earnings Allowance Rate. ((\$1.00 x Days in Year) / (Earnings Allowance Rate x Days in Month))
Service Charge Amount	Net charge (total Service Charge after offset of Earnings Allowance) which will be debited from your account (or invoiced if applicable).
Unit Price	Price per unit of service.



This Page Intentionally Left Blank



STATE BOARD OF DEPOSIT STATE OF OHIO

Members:

Josh Mandel, Chairman
Treasurer of State
Mike DeWine
Attorney General
Dave Yost
Auditor of State

CERTIFICATION OF THE EXPENSES OF THE STATE BOARD OF DEPOSIT

In accordance with Chapter 135.02 of the Ohio Revised Code, the undersigned, Chairman and Secretary of the State Board of Deposit of the State of Ohio, hereby certifies that the necessary expenses of the Board, which represent JP Morgan Chase Bank banking fees [TOS Consolidation Account] for the month of January 2017, are \$438.91.

Josh Mandel

CHAIRMAN

Stacy Lumberlander

SECRETARY

March 10, 2017

DATE

Board of Deposit
Chase Consolidation Account 6915 - January 2017

Bank Code	Service Code	Description	Unit Price	Total Units	Total Amount	List Price	Variance	Comments
1005	01 00 00	ACCOUNT MAINTENANCE	\$ 8.00	1	\$ 8.00	\$ 8.00	\$ -	
1010	01 03 07	STATEMENT CYCLES	\$ -	1	\$ -	\$ -	\$ -	
3499	15 00 ZZ	POST NO CHECKS MAINTENANCE	\$ 1.00	1	\$ 1.00	\$ 1.00	\$ -	
1033	01 04 00	EDI 822 ANALYSIS MODULE MAINT	\$ -	1	\$ -	\$ -	\$ -	
1034	01 04 00	EDI 822 ANALYSIS ACCT MAINT	\$ 5.00	14	\$ 70.00	\$ 70.00	\$ -	
6041	40 04 4Z	ACCOUNTS REPORTED	\$ 15.00	1	\$ 15.00	\$ 15.00	\$ -	
6040	40 06 10	MONTHLY SERVICE	\$ 50.00	1	\$ 50.00	\$ 50.00	\$ -	
3653	40 04 ZZ	H2H FILES TRANSMITTED OVER 67	\$ -	20	\$ -	\$ -	\$ -	
6085	40 04 ZZ	H2H ACCOUNTS REPORTED	\$ 30.00	1	\$ 30.00	\$ 30.00	\$ -	
6139	05 00 05	CLOSED LBX IMAGE VIEWING 713094	\$ 20.00	1	\$ 20.00	\$ 20.00	\$ -	
6139	05 00 05	CLOSED LBX IMAGE VIEWING 714795	\$ 20.00	1	\$ 20.00	\$ 20.00	\$ -	
6139	05 00 05	CLOSED LBX IMAGE VIEWING 714845	\$ 20.00	1	\$ 20.00	\$ 20.00	\$ -	
6139	05 00 05	CLOSED LBX IMAGE VIEWING 715681	\$ 20.00	1	\$ 20.00	\$ 20.00	\$ -	
6201	05 99 99	REMITTER RECORD STORG 715681	\$ 0.01	356	\$ 4.91	\$ 4.91	\$ (0.00)	
6139	05 00 05	CLOSED LBX IMAGE VIEWING 781166	\$ 20.00	1	\$ 20.00	\$ 20.00	\$ -	
6139	05 00 05	CLOSED LBX IMAGE VIEWING 781216	\$ 20.00	1	\$ 20.00	\$ 20.00	\$ -	
6139	05 00 05	CLOSED LBX IMAGE VIEWING 7812161	\$ 20.00	1	\$ 20.00	\$ 20.00	\$ -	
6139	05 00 05	CLOSED LBX IMAGE VIEWING 7812162	\$ 20.00	1	\$ 20.00	\$ 20.00	\$ -	
6139	05 00 05	CLOSED LBX IMAGE VIEWING 7812163	\$ 20.00	1	\$ 20.00	\$ 20.00	\$ -	
6139	05 00 05	CLOSED LBX IMAGE VIEWING 7812164	\$ 20.00	1	\$ 20.00	\$ 20.00	\$ -	
6139	05 00 05	CLOSED LBX IMAGE VIEWING 7812165	\$ 20.00	1	\$ 20.00	\$ 20.00	\$ -	
6139	05 00 05	CLOSED LBX IMAGE VIEWING 78129C	\$ 20.00	1	\$ 20.00	\$ 20.00	\$ -	
6139	05 00 05	CLOSED LBX IMAGE VIEWING 781859	\$ 20.00	1	\$ 20.00	\$ 20.00	\$ -	
Total					\$ 438.91	\$ 438.91	\$ (0.00)	

Service Fee Total	\$ 438.91
Earnings Credit Allowance	\$ -
	<u>\$ 438.91</u>

J.P.Morgan

JPMORGAN CHASE BANK, N.A.
P.O. BOX 659732
SAN ANTONIO TX 78265-9751

09328 LCC 001 001 3717 - NN 02/08/2017
STATE OF OHIO TREASURER OF STATE
JOSH MANDEL - TOS CONSOLIDATION ACCT
30 E BROAD ST 10TH FL
ATTN RECONCILIATION DEPT
COLUMBUS OH 43266-0421



J.P.Morgan

This Page Intentionally Left Blank



J.P.Morgan

JPMORGAN CHASE BANK, N.A.

INVOICE #: 000100000001495158

ACCOUNT: 001 000000000704346915
PRODUCTION DATE: 02-06-2017

STATE OF OHIO TREASURER OF STATE
JOSH MANDEL - TOS CONSOLIDATION ACCT
30 E BROAD ST 10TH FL
ATTN RECONCILIATION DEPT
COLUMBUS OH 43266-0421

OFFICER CONTACT:
GEORGE SESOCK
(330) 972-1762

OTHER CONTACT:
GLOBAL CLIENT CARE SERVICE CTR
(888) 434-3030

BILLING ACTIVITY

Charges and other debits

Invoice Date	Invoice	Description	Amount
11-30-2016	000100000001492854	PREVIOUS SERVICE CHARGE	347.59
12-31-2016	000100000001494018	PREVIOUS SERVICE CHARGE	439.91
01-31-2017	000100000001495158	CURRENT SERVICE CHARGE	438.91
TOTAL			1,226.41

Payments and other credits

Effective Date	Invoice	Post Date	Description	Amount
11-30-2016	000100000001488069	11-30-2016	INVOICED PAYMENT RECEIVED	388.91
01-30-2017	000100000001488069	01-30-2017	INVOICED PAYMENT RECEIVED	752.32
01-31-2017	000100000001488069	01-31-2017	INVOICED PAYMENT RECEIVED	363.91
TOTAL			1,505.14	

INVOICE SUMMARY

Date	Invoice	Total Billed	Total Paid to Date	Outstanding Amount
11-30-2016	000100000001492854	438.91	91.32	347.59
12-31-2016	000100000001494018	439.91	0.00	439.91
01-31-2017	000100000001495158	438.91	0.00	438.91
TOTAL OUTSTANDING AMOUNT (02-28-2017)				1,226.41

Account Analysis Payment Remittance

(Please detach and return this portion of the invoice with payment)

Total Amount Due \$ 1,226.41

Customer Name: STATE OF OHIO TREASURER OF STATE
Account: 001 000000000704346915
Production Date: 02-06-2017
Payment Due On: 02-28-2017
Invoice Number: 000100000001495158

Amount Enclosed \$

JPMORGAN CHASE BANK, N.A.
P. O. BOX 973636
DALLAS TX 75397-3636

ACH/Wire payments: ABA 044000037 Account# 619983497
(Please reference your invoice and/ or account number within the Addenda or Payment Detail field)

The Total Amount Due does not include payments received after 01-31-2017.

J.P.Morgan

This Page Intentionally Left Blank

ACCOUNT ANALYSIS STATEMENT
FOR JANUARY 2017

PAGE 1 OF 6

ACCOUNT: 001 000000000704346915
PRODUCTION DATE: 02-06-2017

DETAIL OF ACCOUNT 001 000000000704346915

J.P.Morgan
STATE OF OHIO TREASURER OF STATE
JOSH MANDEL - TOS CONSOLIDATION ACCT
30 E BROAD ST 10TH FL
ATTN RECONCILIATION DEPT
COLUMBUS OH 43266-0421

INVOICE
OFFICER CONTACT:
GEORGE SESOCK
(330) 972-1762

OTHER CONTACT:
GLOBAL CLIENT CARE SERVICE CTR
(888) 434-3030

THE SERVICE DESCRIPTION "PREMIUM ASSESSMENT FEE" ON YOUR BILL HAS BEEN CHANGED TO "BALANCE BASED CHARGES". IT IS A MONTHLY FEE ASSESSED AGAINST CLIENT DEPOSITS TO ADDRESS VARIOUS CHARGES AFFECTING JPMORGAN CHASE BANK, N.A. IN CONNECTION WITH THE MAINTENANCE OF DEPOSITS. IT IS SET BY THE BANK AND IS SUBJECT TO PERIODIC REVIEW AND ADJUSTMENT. THE BANK IS NOT CHANGING THE RATE CHARGED TO YOU AT THIS TIME.

BALANCE AND COMPENSATION ANALYSIS

EARNINGS ALLOWANCE RATE: 1.034%
MULTIPLIER: \$ 1,138.08000

AFP CODE	DESCRIPTION	BALANCE INFORMATION	COMPENSATION INFORMATION
000000	AVERAGE NET LEDGER BALANCE	0	0.00
000030	LESS AVERAGE FLOAT BALANCE	0	0.00
000010	AVERAGE NET COLLECTED BALANCE	0	0.00
000011	AVG POSITIVE COLLECTED BALANCE	0	0.00
000420	LESS DDA BAL RESERVE REQUIREMENT	0	0.00
000040	INVESTABLE BALANCE	0	0.00
000400	BAL EQUIV/LNT-TOT SERVICE CHRGS	-499,518	0.00
000410	EXCESS/(DEFICIT) INVESTBLE BAL	-499,518	0.00
000240	EARNINGS ALLOWANCE	0	0.00
000331	BAL COMPENSABLE SRVC CHARGES	0	-438.91
000241	EXCESS/(DEFICIT) EARNING ALLOW	0	-438.91
000314	SERVICE CHARGE AMOUNT	0	438.91

Handwritten signature and date: 3/19/17



ACCOUNT ANALYSIS STATEMENT
FOR JANUARY 2017

PAGE 2 OF 6

ACCOUNT: 001 000000000704346915
PRODUCTION DATE: 02-06-2017

J.P.Morgan

STATE OF OHIO TREASURER OF STATE

DETAIL OF ACCOUNT 001 000000000704346915

ACTIVITY SUMMARY

PRODUCT LINE AND DESCRIPTION	BANK SERVICE CODE	AFP SERVICE CODE	UNIT PRICE (\$)	VOLUME	SERVICE CHARGE (\$)	BALANCE EQUIVALENT (\$)	FEE BASED CHARGES (\$)
ACCOUNT SERVICES							
ACCOUNT MAINTENANCE	01005	010000	8.0000	1	8.00	9,105	0.00
STATEMENT CYCLES	01010	010307	0.0000	1	0.00	0	0.00
POST NO CHECKS MAINTENANCE	03499	1500ZZ	1.0000	1	1.00	1,138	0.00
SUBTOTAL					9.00	10,243	
HOST TO HOST							
EDI 822 ANALYSIS MODULE MAINT	01033	010400	0.0000	1	0.00	0	0.00
EDI 822 ANALYSIS ACCT MAINT	01034	010400	5.0000	14	70.00	79,666	0.00
SUBTOTAL					70.00	79,666	
JPMORGAN ACCESS							
ACCOUNTS REPORTED	06041	40044Z	15.0000	1	15.00	17,071	0.00
MONTHLY SERVICE	06040	400610	50.0000	1	50.00	56,904	0.00
SUBTOTAL					65.00	73,976	
BAI/SWIFT/ISO REPORTING							
H2H FILES TRANSMITTED OVER 67	03653	4004ZZ	0.0000	20	0.00	0	0.00
H2H ACCOUNTS REPORTED	06085	4004ZZ	30.0000	1	30.00	34,143	0.00
SUBTOTAL					30.00	34,143	
RECEIVABLES EDGE / 713094							
CLOSED LBX IMAGE VIEWING	06139	050005	20.0000	1	20.00	22,762	0.00
SUBTOTAL					20.00	22,762	
RECEIVABLES EDGE / 714795							
CLOSED LBX IMAGE VIEWING	06139	050005	20.0000	1	20.00	22,762	0.00
SUBTOTAL					20.00	22,762	
RECEIVABLES EDGE / 714845							
CLOSED LBX IMAGE VIEWING	06139	050005	20.0000	1	20.00	22,762	0.00
SUBTOTAL					20.00	22,762	
RECEIVABLES EDGE / 715681							
SUBTOTAL					20.00	22,762	

ACCOUNT ANALYSIS STATEMENT
FOR JANUARY 2017

PAGE 3 OF 6

ACCOUNT: 001 000000000704346915
PRODUCTION DATE: 02-06-2017

J.P.Morgan

STATE OF OHIO TREASURER OF STATE

DETAIL OF ACCOUNT 001 000000000704346915



ACTIVITY SUMMARY

PRODUCT LINE AND DESCRIPTION	BANK SERVICE CODE	AFP SERVICE CODE	UNIT PRICE (\$)	VOLUME	SERVICE CHARGE (\$)	BALANCE EQUIVALENT (\$)	FEE BASED CHARGES (\$)
CLOSED LBX IMAGE VIEWING	06139	050005	20.0000	1	20.00	22,762	0.00
REMITTER RECORD STORG	06201	059999	0.0138	356	4.91	5,588	0.00
SUBTOTAL					24.91	28,350	
RECEIVABLES EDGE / 781166	06139	050005	20.0000	1	20.00	22,762	0.00
CLOSED LBX IMAGE VIEWING							
SUBTOTAL					20.00	22,762	
RECEIVABLES EDGE / 781216	06139	050005	20.0000	1	20.00	22,762	0.00
CLOSED LBX IMAGE VIEWING							
SUBTOTAL					20.00	22,762	
RECEIVABLES EDGE / 7812161	06139	050005	20.0000	1	20.00	22,762	0.00
CLOSED LBX IMAGE VIEWING							
SUBTOTAL					20.00	22,762	
RECEIVABLES EDGE / 7812162	06139	050005	20.0000	1	20.00	22,762	0.00
CLOSED LBX IMAGE VIEWING							
SUBTOTAL					20.00	22,762	
RECEIVABLES EDGE / 7812163	06139	050005	20.0000	1	20.00	22,762	0.00
CLOSED LBX IMAGE VIEWING							
SUBTOTAL					20.00	22,762	
RECEIVABLES EDGE / 7812164	06139	050005	20.0000	1	20.00	22,762	0.00
CLOSED LBX IMAGE VIEWING							
SUBTOTAL					20.00	22,762	
RECEIVABLES EDGE / 7812165	06139	050005	20.0000	1	20.00	22,762	0.00
CLOSED LBX IMAGE VIEWING							
SUBTOTAL					20.00	22,762	
RECEIVABLES EDGE / 7812165	06139	050005	20.0000	1	20.00	22,762	0.00
CLOSED LBX IMAGE VIEWING							
SUBTOTAL					20.00	22,762	
RECEIVABLES EDGE / 7812190	06139	050005	20.0000	1	20.00	22,762	0.00
CLOSED LBX IMAGE VIEWING							
SUBTOTAL					20.00	22,762	

ACCOUNT ANALYSIS STATEMENT
FOR JANUARY 2017

PAGE 4 OF 6

ACCOUNT: 001 000000000704346915
PRODUCTION DATE: 02-06-2017

J.P.Morgan

STATE OF OHIO TREASURER OF STATE

DETAIL OF ACCOUNT 001 000000000704346915

ACTIVITY SUMMARY

PRODUCT LINE AND DESCRIPTION	BANK SERVICE CODE	AFP SERVICE CODE	UNIT PRICE (\$)	VOLUME	SERVICE CHARGE (\$)	BALANCE EQUIVALENT (\$)	FEE BASED CHARGES (\$)
SUBTOTAL					20.00	22,762	
RECEIVABLES EDGE / 781859 CLOSED LBX IMAGE VIEWING	06139	050005	20.0000	1	20.00	22,762	0.00
SUBTOTAL					20.00	22,762	
TOTAL CHARGE FOR SERVICES		000300			438.91	0	
TOTAL FEE BASED CHARGES		000330			0.00	0	
BAL COMPENSABLE SRVC CHARGES		000331			-438.91	0	
BAL EQUIVLT-TOT SERVICE CHRGS		000400			0.00	499,518	

ACCOUNT ANALYSIS STATEMENT
FOR JANUARY 2017

PAGE 5 OF 6

ACCOUNT: 001 000000000704346915
PRODUCTION DATE: 02-06-2017

J.P.Morgan

DETAIL OF ACCOUNT 001 000000000704346915


STATE OF OHIO TREASURER OF STATE

RELATIONSHIP BALANCE COMPENSATION HISTORY

MONTH	AVERAGE NET LEDGER BALANCE (\$)	AVERAGE NET COLLECTED BALANCE (\$)	INVESTABLE BALANCE (\$)	BALANCE EQUIVALENT TOTAL SERVICE CHARGES (\$)	EXCESS/ (DEFICIT) INVESTABLE BALANCE (\$)	EARNINGS ALLOWANCE RATE (%)	EARNINGS ALLOWANCE (\$)	BALANCE COMPENSABLE SERVICE CHARGES (\$)	EXCESS/ (DEFICIT) EARNINGS ALLOWANCE (\$)
JAN	0	0	0	499,518	-499,518		0	439	-439
JAN - JAN AVERAGE	0	0	0	499,518					
JAN - JAN NET					-499,518		0	439	-439



This Page Intentionally Left Blank



STATE BOARD OF DEPOSIT STATE OF OHIO

Members:

Josh Mandel, Chairman
Treasurer of State

Mike DeWine
Attorney General

Dave Yost
Auditor of State

CERTIFICATION OF THE EXPENSES OF THE STATE BOARD OF DEPOSIT

In accordance with Chapter 135.02 of the Ohio Revised Code, the undersigned, Chairman and Secretary of the State Board of Deposit of the State of Ohio, hereby certifies that the necessary expenses of the Board, which represent Huntington banking fees [ODNR-Division of Reclamation] for January 2017, are \$126.68.

Josh Mandel

CHAIRMAN

Stacy Lumberlander

SECRETARY

March 10, 2017

DATE

Board of Deposit
Huntington ODNR Division of Reclamation 2957 - January 2017

Bank Code	Service Code	Description	Unit Price	Total Units	Total Amount	List Price	Variance	Comments
21	01 00 00	MONTHLY SERVICE FEE	12.00	1	12.00	12.00	-	
104	01 03 07	PAPERLESS STATEMENT	-	1	-	-	-	
3004	30 01 00	ANALYSIS STATEMENT VIA EDI	15.00	1	15.00	15.00	-	
183	25 10 53	ACH POS PAY-ALERTS	-	597	-	-	-	
1490	25 10 50	ACH POS PAY ONLY ACCT	15.00	1	15.00	15.00	-	
3722	40 00 ZZ	BOL ACCOUNT MAINT-BASIC	-	1	-	-	-	
3742	40 02 72	BOL PREVIOUS DAY ITEMS-BASIC	-	20	-	-	-	
4005	40 00 12	INFO RPT-TRANS - MONTHLY MAINT	15.00	1	15.00	15.00	-	
4006	40 02 30	INFO RPT-TRANS - PREV DAY SUMM	0.35	220	77.00	77.00	-	
Total					134.00	134.00	-	

Service Fee Total	\$	134.00
Earnings Credit Allowance	\$	7.32
	\$	126.68

THE HUNTINGTON NATIONAL BANK
 PO BOX 1558 EA2W20
 COLUMBUS OH 43216-1558



TREAS-ST OH DEPT NATURAL RESOURCES
 RECLAMATION
 30 E. BROAD STREET 10TH FLOOR
 COLUMBUS OH 43215-3414

Invoice Reprint
 Direct Inquiries to your account officer or to
 Huntington Business Direct (1-800-480-2001)

Account Analysis Statement

Group: 801892412957

Analysis Period From 01/01/2017
 To 01/31/2017
 Statement Date 02/13/2017

Account Summary Section

Group Account: 801892412957

Balance Analysis	
AVERAGE BALANCE	24,657.69
LESS AVERAGE FLOAT	.00
AVERAGE COLLECTED BALANCE	24,657.69
AVG POSITIVE COLLECTED BALANCE	24,657.69
LESS RESERVE REQUIRED	.00
AVERAGE AVAILABLE BALANCE	24,657.69
LESS BALANCE REQUIRED	-450,776.00
NET AVAILABLE BALANCE	-426,118.31
TOTAL DEFICIT BALANCE	-426,118.31

Service Charge Analysis	
EARNINGS CREDIT ALLOWANCE	7.32
TOTAL CHARGE FOR SERVICES	-134.00
NET CHARGE FOR SERVICES	-126.68
***SERVICE CHARGE AMOUNT	126.68

Handwritten signature and date: 3/31/17

Service Charge Detail

Group Account: 801892412957

Service Code	AFP Code	Service Description	Volume	Unit Price	Charge for Service
GENERAL ACCOUNT SERVICES					
0021	010000	MONTHLY SERVICE FEE	1	12.0000	12.00
0104	010307	PAPERLESS STATEMENT	1	.0000	.00
ACCOUNT ANALYSIS					
3004	300100	ANALYSIS STATEMENT VIA EDI	1	15.0000	15.00
BUSINESS SECURITY SUITE					
0183	251053	ACH POS PAY-ALERTS	597	.0000	.00
1490	251050	ACH POS PAY ONLY ACCT	1	15.0000	15.00
BUSINESS ONLINE-BOL					
3722	4000ZZ	BOL ACCOUNT MAINT-BASIC	1	.0000	.00
3742	400272	BOL PREVIOUS DAY ITEMS-BASIC	20	.0000	.00
INFORMATION REPORTING					
4005	40001Z	INFO RPT-TRANS - MONTHLY MAINT	1	15.0000	15.00
4006	400230	INFO RPT-TRANS - PREV DAY SUMM	220	.3500	77.00
TOTAL CHARGE FOR SERVICES					134.00

THE HUNTINGTON NATIONAL BANK
PO BOX 1558 EA2W20
COLUMBUS OH 43216-1558



TREAS-ST OH DEPT NATURAL RESOURCES
RECLAMATION
30 E. BROAD STREET 10TH FLOOR
COLUMBUS OH 43215-3414

Invoice Reprint
Direct Inquiries to your account officer or to
Huntington Business Direct (1-800-480-2001)

Account Analysis Statement

Group: 801892412957

Account: 01892412957

Analysis Period From 01/01/2017
To 01/31/2017
Statement Date 02/13/2017
Invoice Due Date* 03/02/2017

* Please remit the Total Amount Due of 383.79 before this date

Invoice Details

Group: 801892412957

Description	
Previous Balance	527.75
Payments Received	
01/25/2017 Invoice # 8900000000040053	143.57
01/25/2017 Invoice # 8900000000040822	.37
01/25/2017 Invoice # 8900000000040822	126.33
01/25/2017 Invoice # 8900000000041215	.37
Grand Total Payments Received	270.64-
Account Summary of Charges	
Previous Invoice Balance	257.11
Total Past Due	257.11
Current Service Charges	126.68
Total Amount Due	383.79

Statement Period 01/01/2017 to 01/31/2017 Page 2 of 3

(please fold and tear here to remit this portion with your payment)

TREAS-ST OH DEPT NATURAL RESOURCES
RECLAMATION
30 E. BROAD STREET 10TH FLOOR
COLUMBUS OH 43215-3414

Group #: 801892412957
Invoice Date: 01/31/2017
Invoice #: 008900000000042006

THE HUNTINGTON NATIONAL BANK
DEPT. L-2043
COLUMBUS OHIO 43260

Payment Due on 03/02/2017
Amount Due 383.79
Amount Enclosed:

\$

Checks and money orders should be made payable to Huntington National Bank

THE HUNTINGTON NATIONAL BANK
 PO BOX 1558 EA2W20
 COLUMBUS OH 43216-1558



TREAS-ST OH DEPT NATURAL RESOURCES
 DIVISION OF RECLAMATION
 30 E. BROAD STREET 10TH FLOOR
 COLUMBUS OH 43215-3414

Invoice Reprint
 Direct Inquiries to your account officer or to
 Huntington Business Direct (1-800-480-2001)

Account Analysis Statement

Group: 801892412957

Account: 01892412957

Analysis Period From 01/01/2017
 To 01/31/2017
 Statement Date 02/13/2017

Account Summary Section


Public Fund Analyzed Checking Account: 01892412957

Balance Analysis		Service Charge Analysis	
AVERAGE BALANCE	24,657.69	EARNINGS CREDIT ALLOWANCE 0.350 %	7.32
LESS AVERAGE FLOAT	.00	TOTAL CHARGE FOR SERVICES	-134.00
AVERAGE COLLECTED BALANCE	24,657.69	NET CHARGE FOR SERVICES	-126.68
AVG POSITIVE COLLECTED BALANCE	24,657.69	***SERVICE CHARGE AMOUNT	126.68
LESS RESERVE REQUIRED @	.00		
AVERAGE AVAILABLE BALANCE	24,657.69		
LESS BALANCE REQUIRED	-450,776.00		
NET AVAILABLE BALANCE	-426,118.31		
TOTAL DEFICIT BALANCE	-426,118.31		

Service Charge Detail

Public Fund Analyzed Checking Account: 01892412957

Service Code	AFP Code	Service Description	Volume	Unit Price	Charge for Service
GENERAL ACCOUNT SERVICES					
0021	010000	MONTHLY SERVICE FEE	1	12.0000	12.00
0104	010307	PAPERLESS STATEMENT	1	.0000	.00
ACCOUNT ANALYSIS					
3004	300100	ANALYSIS STATEMENT VIA EDI	1	15.0000	15.00
BUSINESS SECURITY SUITE					
0183	251053	ACH POS PAY-ALERTS	597	.0000	.00
1490	251050	ACH POS PAY ONLY ACCT	1	15.0000	15.00
BUSINESS ONLINE-BOL					
3722	4000ZZ	BOL ACCOUNT MAINT-BASIC	1	.0000	.00
3742	400272	BOL PREVIOUS DAY ITEMS-BASIC	20	.0000	.00
INFORMATION REPORTING					
4005	40001Z	INFO RPT-TRANS - MONTHLY MAINT	1	15.0000	15.00
4006	400230	INFO RPT-TRANS - PREV DAY SUMM	220	.3500	77.00
TOTAL CHARGE FOR SERVICES					134.00



STATE BOARD OF DEPOSIT STATE OF OHIO

Members:

Josh Mandel, Chairman
Treasurer of State
Mike DeWine
Attorney General
Dave Yost
Auditor of State

CERTIFICATION OF THE EXPENSES OF THE STATE BOARD OF DEPOSIT

In accordance with Chapter 135.02 of the Ohio Revised Code, the undersigned, Chairman and Secretary of the State Board of Deposit of the State of Ohio, hereby certifies that the necessary expenses of the Board, which represent Huntington banking fees [ODNR Lake Katherine] for January 2017, are \$132.52.

Josh Mandel

CHAIRMAN

Stacy Cumberland

SECRETARY

March 10, 2017

DATE

Board of Deposit

Huntington ODNR Lake Katherine Management Fund 3134 - January 2017

Bank Code	Service Code	Description	Unit Price	Total Units	Total Amount	List Price	Variance	Comments
21	01 00 00	MONTHLY SERVICE FEEUF	12.00	1	12.00	12.00	-	
104	01 03 07	PAPERLESS STATEMENT	-	1	-	-	-	
3004	30 01 00	ANALYSIS STATEMENT VIA EDI	15.00	1	15.00	15.00	-	
183	25 10 53	ACH POS PAY-ALERTS	-	597	-	-	-	
1490	25 10 50	ACH POS PAY ONLY ACCT	15.00	1	15.00	15.00	-	
3722	40 00 ZZ	BOL ACCOUNT MAINT-BASIC	-	1	-	-	-	
3742	40 02 72	BOL PREVIOUS DAY ITEMS-BASIC	-	20	-	-	-	
4005	40 00 12	INFO RPT-TRANS - MONTHLY MAINT	15.00	1	15.00	15.00	-	
4006	40 02 30	INFO RPT-TRANS - PREV DAY SUMM	0.35	220	77.00	77.00	-	
Total					134.00	134.00	-	

Service Fee Total	\$	134.00
Earnings Credit Allowance	\$	1.48
	\$	132.52

THE HUNTINGTON NATIONAL BANK
 PO BOX 1558 EA2W20
 COLUMBUS OH 43216-1558



TREAS-ST OH DEPT NATURAL RESOURCES
 ODNR LAKE KATHERINE
 30 E. BROAD STREET 10TH FLOOR
 COLUMBUS OH 43215-3414

Invoice

Reprint

Direct Inquiries to your account officer or to
 Huntington Business Direct (1-800-480-2001)

Account Analysis Statement

Group: 801892413134

Analysis Period From 01/01/2017
 To 01/31/2017
 Statement Date 02/13/2017

Account Summary Section

Group Account: 801892413134

Balance Analysis	
AVERAGE BALANCE	5,000.00
LESS AVERAGE FLOAT	.00
AVERAGE COLLECTED BALANCE	5,000.00
AVG POSITIVE COLLECTED BALANCE	5,000.00
LESS RESERVE REQUIRED	.00
AVERAGE AVAILABLE BALANCE	5,000.00
LESS BALANCE REQUIRED	-450,776.00
NET AVAILABLE BALANCE	-445,776.00
TOTAL DEFICIT BALANCE	-445,776.00

Service Charge Analysis	
EARNINGS CREDIT ALLOWANCE	1.48
TOTAL CHARGE FOR SERVICES	-134.00
NET CHARGE FOR SERVICES	-132.52
***SERVICE CHARGE AMOUNT	132.52

Handwritten signature and date: 3/3/17

Service Charge Detail

Group Account: 801892413134

Service Code	AFP Code	Service Description	Volume	Unit Price	Charge for Service
GENERAL ACCOUNT SERVICES					
0021	010000	MONTHLY SERVICE FEE	1	12.0000	12.00
0104	010307	PAPERLESS STATEMENT	1	.0000	.00
ACCOUNT ANALYSIS					
3004	300100	ANALYSIS STATEMENT VIA EDI	1	15.0000	15.00
BUSINESS SECURITY SUITE					
0183	251053	ACH POS PAY-ALERTS	597	.0000	.00
1490	251050	ACH POS PAY ONLY ACCT	1	15.0000	15.00
BUSINESS ONLINE-BOL					
3722	4000ZZ	BOL ACCOUNT MAINT-BASIC	1	.0000	.00
3742	400272	BOL PREVIOUS DAY ITEMS-BASIC	20	.0000	.00
INFORMATION REPORTING					
4005	40001Z	INFO RPT-TRANS - MONTHLY MAINT	1	15.0000	15.00
4006	400230	INFO RPT-TRANS - PREV DAY SUMM	220	.3500	77.00
TOTAL CHARGE FOR SERVICES					134.00

THE HUNTINGTON NATIONAL BANK
PO BOX 1558 EA2W20
COLUMBUS OH 43216-1558



TREAS-ST OH DEPT NATURAL RESOURCES
ODNR LAKE KATHERINE
30 E. BROAD STREET 10TH FLOOR
COLUMBUS OH 43215-3414

Invoice Reprint
Direct Inquiries to your account officer or to
Huntington Business Direct (1-800-480-2001)

Account Analysis Statement

Group: 801892413134

Account: 01892413134

Analysis Period From 01/01/2017
To 01/31/2017
Statement Date 02/13/2017
Invoice Due Date* 03/02/2017

* Please remit the Total Amount Due of 401.03 before this date

Invoice Details

Group: 801892413134

Description

Previous Balance		401.03
Payments Received		
01/25/2017 Invoice # 8900000000040824	132.09	
01/25/2017 Invoice # 8900000000041217	.43	
Grand Total Payments Received		132.52-
Account Summary of Charges		
Previous Invoice Balance		268.51
Total Past Due		268.51
Current Service Charges		132.52
Total Amount Due		401.03

Statement Period 01/01/2017 to 01/31/2017 Page 2 of 3

(please fold and tear here to remit this portion with your payment)

TREAS-ST OH DEPT NATURAL RESOURCES
ODNR LAKE KATHERINE
30 E. BROAD STREET 10TH FLOOR
COLUMBUS OH 43215-3414

Group #: 801892413134
Invoice Date: 01/31/2017
Invoice #: 008900000000042008

THE HUNTINGTON NATIONAL BANK
DEPT. L-2043
COLUMBUS OHIO 43260

Payment Due on 03/02/2017
Amount Due 401.03
Amount Enclosed:

\$

Checks and money orders should be made payable to Huntington National Bank

THE HUNTINGTON NATIONAL BANK
 PO BOX 1558 EA2W20
 COLUMBUS OH 43216-1558



TREAS-ST OH DEPT NATURAL RESOURCES
 ODNR LAKE KATHERINE MGMT FUND
 30 E. BROAD STREET 10TH FLOOR
 COLUMBUS OH 43215-3414

Invoice Reprint
 Direct Inquiries to your account officer or to
 Huntington Business Direct (1-800-480-2001)

Account Analysis Statement **Group:** 801892413134 **Account:** 01892413134


Analysis Period From 01/01/2017
 To 01/31/2017
 Statement Date 02/13/2017

Account Summary Section **Public Fund Analyzed Checking Account:** 01892413134

Balance Analysis		Service Charge Analysis	
AVERAGE BALANCE	5,000.00	EARNINGS CREDIT ALLOWANCE 0.350 %	1.48
LESS AVERAGE FLOAT	.00	TOTAL CHARGE FOR SERVICES	-134.00
AVERAGE COLLECTED BALANCE	5,000.00	NET CHARGE FOR SERVICES	-132.52
AVG POSITIVE COLLECTED BALANCE	5,000.00	***SERVICE CHARGE AMOUNT	132.52
LESS RESERVE REQUIRED @	.00		
AVERAGE AVAILABLE BALANCE	5,000.00		
LESS BALANCE REQUIRED	-450,776.00		
NET AVAILABLE BALANCE	-445,776.00		
TOTAL DEFICIT BALANCE	-445,776.00		

Service Charge Detail **Public Fund Analyzed Checking Account:** 01892413134

Service Code	AFP Code	Service Description	Volume	Unit Price	Charge for Service
GENERAL ACCOUNT SERVICES					
0021	010000	MONTHLY SERVICE FEE	1	12.0000	12.00
0104	010307	PAPERLESS STATEMENT	1	.0000	.00
ACCOUNT ANALYSIS					
3004	300100	ANALYSIS STATEMENT VIA EDI	1	15.0000	15.00
BUSINESS SECURITY SUITE					
0183	251053	ACH POS PAY-ALERTS	597	.0000	.00
1490	251050	ACH POS PAY ONLY ACCT	1	15.0000	15.00
BUSINESS ONLINE-BOL					
3722	4000ZZ	BOL ACCOUNT MAINT-BASIC	1	.0000	.00
3742	400272	BOL PREVIOUS DAY ITEMS-BASIC	20	.0000	.00
INFORMATION REPORTING					
4005	40001Z	INFO RPT-TRANS - MONTHLY MAINT	1	15.0000	15.00
4006	400230	INFO RPT-TRANS - PREV DAY SUMM	220	.3500	77.00
TOTAL CHARGE FOR SERVICES					134.00



STATE BOARD OF DEPOSIT STATE OF OHIO

Members:

Josh Mandel, Chairman
Treasurer of State
Mike DeWine
Attorney General
Dave Yost
Auditor of State

CERTIFICATION OF THE EXPENSES OF THE STATE BOARD OF DEPOSIT

In accordance with Chapter 135.02 of the Ohio Revised Code, the undersigned, Chairman and Secretary of the State Board of Deposit of the State of Ohio, hereby certifies that the necessary expenses of the Board, which represent Huntington banking fees [ODNR-Wildlife Habitat Fund] for January 2017, are \$146.50.

Josh Mandel

CHAIRMAN

Stacy Cumberlander

SECRETARY

March 10, 2017

DATE

Board of Deposit

Huntington ODNR Wildlife Habitat Fund 3105 - January 2017

Bank Code	Service Code	Description	Unit Price	Total Units	Total Amount	List Price	Variance	Comments
	21 01 00 00	MONTHLY SERVICE FEEUF	12.00	1	12.00	12.00	-	
	104 01 03 07	PAPERLESS STATEMENT	-	1	-	-	-	
	3004 30 01 00	ANALYSIS STATEMENT VIA EDI	15.00	1	15.00	15.00	-	
	183 25 10 53	ACH POS PAY-ALERTS	-	597	-	-	-	
	1490 25 10 50	ACH POS PAY ONLY ACCT	15.00	1	15.00	15.00	-	
	3722 40 00 ZZ	BOL ACCOUNT MAINT-BASIC	-	1	-	-	-	
	3742 40 02 72	BOL PREVIOUS DAY ITEMS-BASIC	-	22	-	-	-	
	3746 40 02 75	BOL CURRENT DAY ITEMS-BASIC	-	2	-	-	-	
	2301 35 01 04	WIRE-ONLINE DOMESTIC FREEFORM	8.50	1	8.50	8.50	-	
	3580 35 03 20	WIRE-INCOMING INTERNAL	3.50	1	3.50	3.50	-	
	4005 40 00 1Z	INFO RPT-TRANS - MONTHLY MAINT	15.00	1	15.00	15.00	-	
	4006 40 02 30	INFO RPT-TRANS - PREV DAY SUMM	0.35	220	77.00	77.00	-	
	4007 40 02 31	INFO RPT-TRANS - PREV DAY DETL	0.25	2	0.50	0.50	-	
Total					146.50	146.50	-	

Service Fee Total	\$	146.50
Earnings Credit Allowance	\$	-
	\$	146.50

THE HUNTINGTON NATIONAL BANK
 PO BOX 1558 EA2W20
 COLUMBUS OH 43216-1558



TREAS-ST OH DEPT NATURAL RESOURCES
 WILDLIFE HABITAT
 30 E. BROAD STREET 10TH FLOOR
 COLUMBUS OH 43215-3414

Invoice

Reprint

Direct Inquiries to your account officer or to
 Huntington Business Direct (1-800-480-2001)

Account Analysis Statement

Group: 801892413105

Analysis Period From 01/01/2017
 To 01/31/2017
 Statement Date 02/13/2017

Account Summary Section

Group Account: 801892413105

Balance Analysis	
AVERAGE BALANCE	6.33
LESS AVERAGE FLOAT	.00
AVERAGE COLLECTED BALANCE	6.33
AVG POSITIVE COLLECTED BALANCE	6.33
LESS RESERVE REQUIRED	.00
AVERAGE AVAILABLE BALANCE	6.33
LESS BALANCE REQUIRED	-492,826.00
NET AVAILABLE BALANCE	-492,819.67
TOTAL DEFICIT BALANCE	-492,819.67

Service Charge Analysis	
EARNINGS CREDIT ALLOWANCE	.00
TOTAL CHARGE FOR SERVICES	-146.50
NET CHARGE FOR SERVICES	-146.50
***SERVICE CHARGE AMOUNT	146.50

Handwritten signature and date: 3/3/17

Service Charge Detail

Group Account: 801892413105

Service Code	AFP Code	Service Description	Volume	Unit Price	Charge for Service
GENERAL ACCOUNT SERVICES					
0021	010000	MONTHLY SERVICE FEE	1	12.0000	12.00
0104	010307	PAPERLESS STATEMENT	1	.0000	.00
ACCOUNT ANALYSIS					
3004	300100	ANALYSIS STATEMENT VIA EDI	1	15.0000	15.00
BUSINESS SECURITY SUITE					
0183	251053	ACH POS PAY-ALERTS	597	.0000	.00
1490	251050	ACH POS PAY ONLY ACCT	1	15.0000	15.00
BUSINESS ONLINE-BOL					
3722	4000ZZ	BOL ACCOUNT MAINT-BASIC	1	.0000	.00
3742	400272	BOL PREVIOUS DAY ITEMS-BASIC	22	.0000	.00
3746	400275	BOL CURRENT DAY ITEMS-BASIC	2	.0000	.00
WIRE TRANSFER					
2301	350104	WIRE-ONLINE DOMESTIC FREEFORM	1	8.5000	8.50
3580	350320	WIRE-INCOMING INTERNAL	1	3.5000	3.50

Service Charge Detail

Group Account: 801892413105

Service Code	AFP Code	Service Description	Volume	Unit Price	Charge for Service
INFORMATION REPORTING					
4005	40001Z	INFO RPT-TRANS - MONTHLY MAINT	1	15.0000	15.00
4006	400230	INFO RPT-TRANS - PREV DAY SUMM	220	.3500	77.00
4007	400231	INFO RPT-TRANS - PREV DAY DETL	2	.2500	.50
TOTAL CHARGE FOR SERVICES					146.50

THE HUNTINGTON NATIONAL BANK
PO BOX 1558 EA2W20
COLUMBUS OH 43216-1558



TREAS-ST OH DEPT NATURAL RESOURCES
WILDLIFE HABITAT
30 E. BROAD STREET 10TH FLOOR
COLUMBUS OH 43215-3414

Invoice

Reprint

Direct Inquiries to your account officer or to
Huntington Business Direct (1-800-480-2001)

Account Analysis Statement

Group: 801892413105

Account: 01892413105

Analysis Period From 01/01/2017
To 01/31/2017
Statement Date 02/13/2017
Invoice Due Date* 03/02/2017

* Please remit the Total Amount Due of 418.35 before this date

Invoice Details

Group: 801892413105

Description

Previous Balance		418.35
Payments Received		
01/25/2017 Invoice # 8900000000040823	146.50	
Grand Total Payments Received		146.50-
Account Summary of Charges		
Previous Invoice Balance		271.85
Total Past Due		271.85
Current Service Charges		146.50
Total Amount Due		418.35

Statement Period 01/01/2017 to 01/31/2017 Page 3 of 5

(please fold and tear here to remit this portion with your payment)

TREAS-ST OH DEPT NATURAL RESOURCES
WILDLIFE HABITAT
30 E. BROAD STREET 10TH FLOOR
COLUMBUS OH 43215-3414

Group #:801892413105
Invoice Date: 01/31/2017
Invoice #: 008900000000042007

THE HUNTINGTON NATIONAL BANK
DEPT. L-2043
COLUMBUS OHIO 43260

Payment Due on 03/02/2017

Amount Due 418.35

Amount Enclosed:

\$

Checks and money orders should be made payable to Huntington National Bank

THE HUNTINGTON NATIONAL BANK
 PO BOX 1558 EA2W20
 COLUMBUS OH 43216-1558



TREAS-ST OH DEPT NATURAL RESOURCES
 ODNR WILDLIFE HABITAT FUND
 30 E. BROAD STREET 10TH FLOOR
 COLUMBUS OH 43215-3414

Invoice Reprint
 Direct Inquiries to your account officer or to
 Huntington Business Direct (1-800-480-2001)

Account Analysis Statement **Group:** 801892413105 **Account:** 01892413105

Analysis Period From 01/01/2017
 To 01/31/2017
 Statement Date 02/13/2017

Account Summary Section **Public Fund Analyzed Checking Account:** 01892413105

Balance Analysis		Service Charge Analysis
AVERAGE BALANCE	6.33	EARNINGS CREDIT ALLOWANCE 0.350 %
LESS AVERAGE FLOAT	.00	TOTAL CHARGE FOR SERVICES
		-146.50
AVERAGE COLLECTED BALANCE	6.33	NET CHARGE FOR SERVICES
AVG POSITIVE COLLECTED BALANCE	6.33	
LESS RESERVE REQUIRED @	.00	***SERVICE CHARGE AMOUNT
		146.50
AVERAGE AVAILABLE BALANCE	6.33	
LESS BALANCE REQUIRED	-492,826.00	
NET AVAILABLE BALANCE	-492,819.67	
TOTAL DEFICIT BALANCE	-492,819.67	


Service Charge Detail **Public Fund Analyzed Checking Account:** 01892413105

Service Code	AFP Code	Service Description	Volume	Unit Price	Charge for Service
GENERAL ACCOUNT SERVICES					
0021	010000	MONTHLY SERVICE FEE	1	12.0000	12.00
0104	010307	PAPERLESS STATEMENT	1	.0000	.00
ACCOUNT ANALYSIS					
3004	300100	ANALYSIS STATEMENT VIA EDI	1	15.0000	15.00
BUSINESS SECURITY SUITE					
0183	251053	ACH POS PAY-ALERTS	597	.0000	.00
1490	251050	ACH POS PAY ONLY ACCT	1	15.0000	15.00
BUSINESS ONLINE-BOL					
3722	4000ZZ	BOL ACCOUNT MAINT-BASIC	1	.0000	.00
3742	400272	BOL PREVIOUS DAY ITEMS-BASIC	22	.0000	.00
3746	400275	BOL CURRENT DAY ITEMS-BASIC	2	.0000	.00
WIRE TRANSFER					
2301	350104	WIRE-ONLINE DOMESTIC FREEFORM	1	8.5000	8.50
3580	350320	WIRE-INCOMING INTERNAL	1	3.5000	3.50

Service Charge Detail

Public Fund Analyzed Checking Account: 01892413105

Service Code	AFP Code	Service Description	Volume	Unit Price	Charge for Service
INFORMATION REPORTING					
4005	40001Z	INFO RPT-TRANS - MONTHLY MAINT	1	15.0000	15.00
4006	400230	INFO RPT-TRANS - PREV DAY SUMM	220	.3500	77.00
4007	400231	INFO RPT-TRANS - PREV DAY DETL	2	.2500	.50
TOTAL CHARGE FOR SERVICES					146.50



STATE BOARD OF DEPOSIT STATE OF OHIO

Members:

Josh Mandel, Chairman
Treasurer of State
Mike DeWine
Attorney General
Dave Yost
Auditor of State

CERTIFICATION OF THE EXPENSES OF THE STATE BOARD OF DEPOSIT

In accordance with Chapter 135.02 of the Ohio Revised Code, the undersigned, Chairman and Secretary of the State Board of Deposit of the State of Ohio, hereby certifies that the necessary expenses of the Board, which represent Huntington banking fees [Lockbox Processing] for January 2017, are \$2,676.75.

Josh Mandel

CHAIRMAN

Stacy Cumberlander

SECRETARY

March 10, 2017

DATE

Board of Deposit
Huntington State of Ohio – Lockbox Processing 7065 - January 2017

Bank Code	Service Code	Description	Unit Price	Total Units	Total Amount	List Price	Variance	Comments
21	01 00 00	MONTHLY SERVICE FEEUF	12.00	1	12.00	12.00	-	
104	01 03 07	PAPERLESS STATEMENT	-	1	-	-	-	
2551	25 02 00	ACH RECEIVED-DEBIT	0.20	69	13.80	13.80	-	
3004	30 01 00	ANALYSISSTATEMENT VIA EDI	15.00	1	15.00	15.00	-	
301	05 00 00	WLBX MONTHLY MAINTENANCE	70.00	4	280.00	280.00	-	
310	05 01 22	WLBX DATA CAPTURE-OCR/MICR	0.02	1563	31.26	31.26	-	
315	05 01 00	WLBX PAYMENT PROCESSED	0.55	1563	859.65	859.65	-	
319	05 01 1M	WLBX NON-PROCESSABLE	0.50	37	18.50	18.50	-	
322	05 01 1R	WLBX IMAGE CAPTURE	0.05	6521	326.05	326.05	-	
370	05 04 24	LBX ONLINE VIEWING MAINT	35.00	4	140.00	140.00	-	
371	05 04 28	LBX ONLINE VIEWING PER IMAGE	0.05	6521	326.05	326.05	-	
373	05 04 00	LBX DATA FILE MAINT	25.00	4	100.00	100.00	-	
374	05 04 01	LBX DATA FILE PER PAYMENT	0.05	1563	78.15	78.15	-	
375	05 04 00	LBX IMAGE FILE MAINT	25.00	4	100.00	100.00	-	
376	05 04 25	LBX IMAGE FILE PER IMAGE	0.05	6521	326.05	326.05	-	
388	05 01 3H	LBX NON-PROCESSABLE MAIL RTRN	5.00	4	20.00	20.00	-	
393	05 01 05	LBX FOREIGN ITEM HANDLING	0.65	1	0.65	0.65	-	
499	05 03 00	LBX DEPOSITS PROCESSED	0.40	144	57.60	57.60	-	
500	10 02 22	LBX DEPOSITED ITEMS	0.20	1562	312.40	312.40	-	
3722	40 00 ZZ	BOL ACCOUNT MAINT-BASIC	-	1	-	-	-	
3730	40 00 12	BOL EXPORT MAINT-BASIC	20.00	1	20.00	20.00	-	
3742	40 02 72	BOL PREVIOUS DAY ITEMS-BASIC	-	237	-	-	-	
3746	40 02 75	BOL CURRENT DAY ITEMS-BASIC	-	101	-	-	-	
1141	10 04 00	SPEC RETURNS ITEM PROCESSED	2.50	4	10.00	10.00	-	
3201	10 13 02	RD-MONTHLY MAINT	60.00	1	60.00	60.00	-	
3206	10 13 02	RD-MONTHLY MAINT LOCKBOX-HNB	35.00	4	140.00	140.00	-	
4005	40 00 12	INFO RPT-TRANS - MONTHLY MAINT	15.00	1	15.00	15.00	-	
4006	40 02 30	INFO RPT-TRANS - PREV DAY SUMM	0.35	220	77.00	77.00	-	
4007	40 02 31	INFO RPT-TRANS - PREV DAY DETL	0.25	217	54.25	54.25	-	
Total					3,393.41	3,393.41	-	

Service Fee Total	\$ 3,393.41
Earnings Credit Allowance	\$ 716.66
	<u>\$ 2,676.75</u>



TREAS-ST OH LOCKBOX PROCESSING
 30 E BROAD ST FL 10
 COLUMBUS OH 43215-3414

Invoice Reprint
 Direct Inquiries to your account officer or to
 Huntington Business Direct (1-800-480-2001)

Account Analysis Statement

Group: 801892977065

Analysis Period From 01/01/2017
 To 01/31/2017
 Statement Date 02/13/2017

Account Summary Section

Group Account: 801892977065

Balance Analysis	
AVERAGE BALANCE	3,350,357.69
LESS AVERAGE FLOAT	-939,456.58
AVERAGE COLLECTED BALANCE	2,410,901.11
AVG POSITIVE COLLECTED BALANCE	2,410,901.11
LESS RESERVE REQUIRED	.00
AVERAGE AVAILABLE BALANCE	2,410,901.11
LESS BALANCE REQUIRED	-11,415,431.24
NET AVAILABLE BALANCE	-9,004,530.13
TOTAL DEFICIT BALANCE	-9,004,530.13

Service Charge Analysis	
EARNINGS CREDIT ALLOWANCE	716.66
TOTAL CHARGE FOR SERVICES	-3,393.41
NET CHARGE FOR SERVICES	-2,676.75
***SERVICE CHARGE AMOUNT	2,676.75

Handwritten signature and date: 3/13/17

Service Charge Detail

Group Account: 801892977065

Service Code	AFP Code	Service Description	Volume	Unit Price	Charge for Service
GENERAL ACCOUNT SERVICES					
0021	010000	MONTHLY SERVICE FEE	1	12.0000	12.00
0104	010307	PAPERLESS STATEMENT	1	.0000	.00
2551	250200	ACH RECEIVED-DEBIT	69	.2000	13.80
ACCOUNT ANALYSIS					
3004	300100	ANALYSIS STATEMENT VIA EDI	1	15.0000	15.00
LOCKBOX					
0301	050000	WLBX MONTHLY MAINTENANCE	4	70.0000	280.00
0310	050122	WLBX DATA CAPTURE-OCR/MICR	1,563	.0200	31.26
0315	050100	WLBX PAYMENT PROCESSED	1,563	.5500	859.65
0319	05011M	WLBX NON-PROCESSABLE	37	.5000	18.50
0322	05011R	WLBX IMAGE CAPTURE	6,521	.0500	326.05
0370	050424	LBX ONLINE VIEWING MAINT	4	35.0000	140.00
0371	050428	LBX ONLINE VIEWING PER IMAGE	6,521	.0500	326.05
0373	050400	LBX DATA FILE MAINT	4	25.0000	100.00
0374	050401	LBX DATA FILE PER PAYMENT	1,563	.0500	78.15
0375	050400	LBX IMAGE FILE MAINT	4	25.0000	100.00
0376	050425	LBX IMAGE FILE PER IMAGE	6,521	.0500	326.05
0388	05013H	LBX NON-PROCESSABLE MAIL RTRN	4	5.0000	20.00

Service Charge Detail

Group Account: 801892977065

Service Code	AFP Code	Service Description	Volume	Unit Price	Charge for Service
0393	050105	LBX FOREIGN ITEM HANDLING	1	.6500	.65
0499	050300	LBX DEPOSITS PROCESSED	144	.4000	57.60
0500	10022Z	LBX DEPOSITED ITEMS	1,562	.2000	312.40
BUSINESS ONLINE-BOL					
3722	4000ZZ	BOL ACCOUNT MAINT-BASIC	1	.0000	.00
3730	40001Z	BOL EXPORT MAINT-BASIC	1	20.0000	20.00
3742	400272	BOL PREVIOUS DAY ITEMS-BASIC	237	.0000	.00
3746	400275	BOL CURRENT DAY ITEMS-BASIC	101	.0000	.00
CENTRALIZED RETURNS					
1141	100400	SPEC RETURNS ITEM PROCESSED	4	2.5000	10.00
REMOTE DEPOSIT-RD					
3201	101302	RD-MONTHLY MAINT	1	60.0000	60.00
3206	101302	RD-MONTHLY MAINT LOCKBOX-HNB	4	35.0000	140.00
INFORMATION REPORTING					
4005	40001Z	INFO RPT-TRANS - MONTHLY MAINT	1	15.0000	15.00
4006	400230	INFO RPT-TRANS - PREV DAY SUMM	220	.3500	77.00
4007	400231	INFO RPT-TRANS - PREV DAY DETL	217	.2500	54.25
TOTAL CHARGE FOR SERVICES					3,393.41

THE HUNTINGTON NATIONAL BANK
PO BOX 1558 EA2W20
COLUMBUS OH 43216-1558



TREAS-ST OH LOCKBOX PROCESSING
30 E BROAD ST FL 10
COLUMBUS OH 43215-3414

Invoice

Reprint

Direct Inquiries to your account officer or to
Huntington Business Direct (1-800-480-2001)

Account Analysis Statement

Group: 801892977065

Account: 01892977065

Analysis Period From 01/01/2017
To 01/31/2017

Statement Date 02/13/2017

Invoice Due Date* 03/02/2017

* Please remit the Total Amount Due of 11,638.55 before this date

Invoice Details

Group: 801892977065

Description

Previous Balance 15,956.78

Payments Received

01/25/2017 Invoice # 8900000000040554	2,246.45
01/25/2017 Invoice # 8900000000040938	445.84
01/25/2017 Invoice # 8900000000040938	3,856.85
01/25/2017 Invoice # 8900000000041330	445.84

Grand Total Payments Received 6,994.98-

Account Summary of Charges

Previous Invoice Balance	8,961.80
Total Past Due	8,961.80

Current Service Charges 2,676.75

Total Amount Due 11,638.55

Statement Period 01/01/2017 to 01/31/2017 Page 3 of 5

(please fold and tear here to remit this portion with your payment)

TREAS-ST OH LOCKBOX PROCESSING
30 E BROAD ST FL 10
COLUMBUS OH 43215-3414

Group #: 801892977065

Invoice Date: 01/31/2017

Invoice #: 008900000000042123

Payment Due on 03/02/2017

Amount Due 11,638.55

Amount Enclosed:

\$

Checks and money orders should be made payable to Huntington National Bank

THE HUNTINGTON NATIONAL BANK
 PO BOX 1558 EA2W20
 COLUMBUS OH 43216-1558



TREAS-ST OH LOCKBOX PROCESSING
 30 E BROAD ST FL 10
 COLUMBUS OH 43215-3414

Invoice Reprint
 Direct Inquiries to your account officer or to
 Huntington Business Direct (1-800-480-2001)

Account Analysis Statement

Group: 801892977065

Account: 01892977065

Analysis Period From 01/01/2017
 To 01/31/2017
 Statement Date 02/13/2017

Account Summary Section

Public Fund Analyzed Checking Account: 01892977065

Balance Analysis		Service Charge Analysis	
AVERAGE BALANCE	3,350,357.69	EARNINGS CREDIT ALLOWANCE 0.350 %	716.66
LESS AVERAGE FLOAT	-939,456.58	TOTAL CHARGE FOR SERVICES	-3,393.41
AVERAGE COLLECTED BALANCE	2,410,901.11	NET CHARGE FOR SERVICES	-2,676.75
AVG POSITIVE COLLECTED BALANCE	2,410,901.11	***SERVICE CHARGE AMOUNT	2,676.75
LESS RESERVE REQUIRED @	.00		
AVERAGE AVAILABLE BALANCE	2,410,901.11		
LESS BALANCE REQUIRED	-11,415,431.24		
NET AVAILABLE BALANCE	-9,004,530.13		
TOTAL DEFICIT BALANCE	-9,004,530.13		

Service Charge Detail


Public Fund Analyzed Checking Account: 01892977065

Service Code	AFP Code	Service Description	Volume	Unit Price	Charge for Service
GENERAL ACCOUNT SERVICES					
0021	010000	MONTHLY SERVICE FEE	1	12.0000	12.00
0104	010307	PAPERLESS STATEMENT	1	.0000	.00
2551	250200	ACH RECEIVED-DEBIT	69	.2000	13.80
ACCOUNT ANALYSIS					
3004	300100	ANALYSIS STATEMENT VIA EDI	1	15.0000	15.00
LOCKBOX					
0301	050000	WLBX MONTHLY MAINTENANCE	4	70.0000	280.00
0310	050122	WLBX DATA CAPTURE-OCR/MICR	1,563	.0200	31.26
0315	050100	WLBX PAYMENT PROCESSED	1,563	.5500	859.65
0319	05011M	WLBX NON-PROCESSABLE	37	.5000	18.50
0322	05011R	WLBX IMAGE CAPTURE	6,521	.0500	326.05
0370	050424	LBX ONLINE VIEWING MAINT	4	35.0000	140.00
0371	050428	LBX ONLINE VIEWING PER IMAGE	6,521	.0500	326.05
0373	050400	LBX DATA FILE MAINT	4	25.0000	100.00
0374	050401	LBX DATA FILE PER PAYMENT	1,563	.0500	78.15
0375	050400	LBX IMAGE FILE MAINT	4	25.0000	100.00
0376	050425	LBX IMAGE FILE PER IMAGE	6,521	.0500	326.05
0388	05013H	LBX NON-PROCESSABLE MAIL RTRN	4	5.0000	20.00

Service Charge Detail

Public Fund Analyzed Checking Account: 01892977065

Service Code	AFP Code	Service Description	Volume	Unit Price	Charge for Service
0393	050105	LBX FOREIGN ITEM HANDLING	1	.6500	.65
0499	050300	LBX DEPOSITS PROCESSED	144	.4000	57.60
0500	10022Z	LBX DEPOSITED ITEMS	1,562	.2000	312.40
BUSINESS ONLINE-BOL					
3722	4000ZZ	BOL ACCOUNT MAINT-BASIC	1	.0000	.00
3730	40001Z	BOL EXPORT MAINT-BASIC	1	20.0000	20.00
3742	400272	BOL PREVIOUS DAY ITEMS-BASIC	237	.0000	.00
3746	400275	BOL CURRENT DAY ITEMS-BASIC	101	.0000	.00
CENTRALIZED RETURNS					
1141	100400	SPEC RETURNS ITEM PROCESSED	4	2.5000	10.00
REMOTE DEPOSIT-RD					
3201	101302	RD-MONTHLY MAINT	1	60.0000	60.00
3206	101302	RD-MONTHLY MAINT LOCKBOX-HNB	4	35.0000	140.00
INFORMATION REPORTING					
4005	40001Z	INFO RPT-TRANS - MONTHLY MAINT	1	15.0000	15.00
4006	400230	INFO RPT-TRANS - PREV DAY SUMM	220	.3500	77.00
4007	400231	INFO RPT-TRANS - PREV DAY DETL	217	.2500	54.25
TOTAL CHARGE FOR SERVICES					3,393.41



STATE BOARD OF DEPOSIT STATE OF OHIO

Members:
Josh Mandel, Chairman
Treasurer of State
Mike DeWine
Attorney General
Dave Yost
Auditor of State

CERTIFICATION OF THE EXPENSES OF THE STATE BOARD OF DEPOSIT

In accordance with Chapter 135.02 of the Ohio Revised Code, the undersigned, Chairman and Secretary of the State Board of Deposit of the State of Ohio, hereby certifies that the necessary expenses of the Board, which represent Huntington banking fees [Torrens Law Assurance Fund] for January 2017, are \$126.19.

Josh Mandel

CHAIRMAN

Stacy Cumberland

SECRETARY

March 10, 2017

DATE

Board of Deposit

Huntington Torrens Law Assurance Fund 5590 - January 2017

Bank Code	Service Code	Description	Unit Price	Total Units	Total Amount	List Price	Variance	Comments
	21 01 00 00	MONTHLY SERVICE FEEUF	12.00	1	12.00	12.00	-	
	104 01 03 07	PAPERLESS STATEMENT	-	1	-	-	-	
	3004 30 01 00	ANALYSIS STATEMENT VIA EDI	15.00	1	15.00	15.00	-	
	183 25 10 53	ACH POS PAY-ALERTS	-	597	-	-	-	
	1490 25 10 50	ACH POS PAY ONLY ACCT	15.00	1	15.00	15.00	-	
	3722 40 00 ZZ	BOL ACCOUNT MAINT-BASIC	-	1	-	-	-	
	3742 40 02 72	BOL PREVIOUS DAY ITEMS-BASIC	-	20	-	-	-	
	4005 40 00 1Z	INFO RPT-TRANS - MONTHLY MAINT	15.00	1	15.00	15.00	-	
	4006 40 02 30	INFO RPT-TRANS - PREV DAY SUMM	0.35	220	77.00	77.00	-	
Total					134.00	134.00	-	

Service Fee Total	\$	134.00
Earnings Credit Allowance	\$	7.81
	\$	126.19



TREAS-ST OH TORRENS LAW ASSSUR FUND
 TLA
 30 E BROAD ST FL 10
 COLUMBUS OH 43215-3414

Invoice Reprint
 Direct Inquiries to your account officer or to
 Huntington Business Direct (1-800-480-2001)

Account Analysis Statement

Group: 801891935590

Analysis Period From 01/01/2017
 To 01/31/2017
 Statement Date 02/13/2017

Account Summary Section

Group Account: 801891935590

Balance Analysis	
AVERAGE BALANCE	26,298.98
LESS AVERAGE FLOAT	.00
AVERAGE COLLECTED BALANCE	26,298.98
AVG POSITIVE COLLECTED BALANCE	26,298.98
LESS RESERVE REQUIRED	.00
AVERAGE AVAILABLE BALANCE	26,298.98
LESS BALANCE REQUIRED	-450,776.00
NET AVAILABLE BALANCE	-424,477.02
TOTAL DEFICIT BALANCE	-424,477.02

Service Charge Analysis	
EARNINGS CREDIT ALLOWANCE	7.81
TOTAL CHARGE FOR SERVICES	-134.00
NET CHARGE FOR SERVICES	-126.19
***SERVICE CHARGE AMOUNT	126.19

Handwritten signature and date: 3/3/17

Service Charge Detail

Group Account: 801891935590

Service Code	AFP Code	Service Description	Volume	Unit Price	Charge for Service
GENERAL ACCOUNT SERVICES					
0021	010000	MONTHLY SERVICE FEE	1	12.0000	12.00
0104	010307	PAPERLESS STATEMENT	1	.0000	.00
ACCOUNT ANALYSIS					
3004	300100	ANALYSIS STATEMENT VIA EDI	1	15.0000	15.00
BUSINESS SECURITY SUITE					
0183	251053	ACH POS PAY-ALERTS	597	.0000	.00
1490	251050	ACH POS PAY ONLY ACCT	1	15.0000	15.00
BUSINESS ONLINE-BOL					
3722	4000ZZ	BOL ACCOUNT MAINT-BASIC	1	.0000	.00
3742	400272	BOL PREVIOUS DAY ITEMS-BASIC	20	.0000	.00
INFORMATION REPORTING					
4005	40001Z	INFO RPT-TRANS - MONTHLY MAINT	1	15.0000	15.00
4006	400230	INFO RPT-TRANS - PREV DAY SUMM	220	.3500	77.00
TOTAL CHARGE FOR SERVICES					134.00

THE HUNTINGTON NATIONAL BANK
PO BOX 1558 EA2W20
COLUMBUS OH 43216-1558



TREAS-ST OH TORRENS LAW ASSSUR FUND
TLAF
30 E BROAD ST FL 10
COLUMBUS OH 43215-3414

Invoice Reprint
Direct Inquiries to your account officer or to
Huntington Business Direct (1-800-480-2001)

Account Analysis Statement **Group:** 801891935590 **Account:** 01891935590

Analysis Period From 01/01/2017
To 01/31/2017
Statement Date 02/13/2017
Invoice Due Date* 03/02/2017

* Please remit the Total Amount Due of 380.48 before this date

Invoice Details **Group:** 801891935590

Description	
Previous Balance	380.50
Payments Received	
01/25/2017 Invoice # 8900000000040743	123.98
01/25/2017 Invoice # 8900000000041137	2.23
Grand Total Payments Received	126.21-
Account Summary of Charges	
Previous Invoice Balance	254.29
Total Past Due	254.29
Current Service Charges	126.19
Total Amount Due	380.48

(please fold and tear here to remit this portion with your payment)

TREAS-ST OH TORRENS LAW ASSSUR FUND
TLAF
30 E BROAD ST FL 10
COLUMBUS OH 43215-3414

Group #:801891935590
Invoice Date: 01/31/2017
Invoice #: 008900000000041927

THE HUNTINGTON NATIONAL BANK
DEPT. L-2043
COLUMBUS OHIO 43260

Payment Due on 03/02/2017
Amount Due 380.48
Amount Enclosed:

\$

THE HUNTINGTON NATIONAL BANK
 PO BOX 1558 EA2W20
 COLUMBUS OH 43216-1558



TREAS-ST OH TORRENS LAW ASSSUR FUND
 TORRENS LAW ASSURANCE FUND T
 30 E BROAD ST FL 10
 COLUMBUS OH 43215-3414

Invoice Reprint
 Direct Inquiries to your account officer or to
 Huntington Business Direct (1-800-480-2001)

Account Analysis Statement **Group:** 801891935590 **Account:** 01891935590

Analysis Period From 01/01/2017
 To 01/31/2017
 Statement Date 02/13/2017

Account Summary Section **Public Fund Analyzed Checking Account:** 01891935590

Balance Analysis		Service Charge Analysis	
AVERAGE BALANCE	26,298.98	EARNINGS CREDIT ALLOWANCE 0.350 %	7.81
LESS AVERAGE FLOAT	.00	TOTAL CHARGE FOR SERVICES	-134.00
AVERAGE COLLECTED BALANCE	26,298.98	NET CHARGE FOR SERVICES	-126.19
AVG POSITIVE COLLECTED BALANCE	26,298.98	***SERVICE CHARGE AMOUNT	126.19
LESS RESERVE REQUIRED @	.00		
AVERAGE AVAILABLE BALANCE	26,298.98		
LESS BALANCE REQUIRED	-450,776.00		
NET AVAILABLE BALANCE	-424,477.02		
TOTAL DEFICIT BALANCE	-424,477.02		

Service Charge Detail **Public Fund Analyzed Checking Account:** 01891935590

Service Code	AFP Code	Service Description	Volume	Unit Price	Charge for Service
GENERAL ACCOUNT SERVICES					
0021	010000	MONTHLY SERVICE FEE	1	12.0000	12.00
0104	010307	PAPERLESS STATEMENT	1	.0000	.00
ACCOUNT ANALYSIS					
3004	300100	ANALYSIS STATEMENT VIA EDI	1	15.0000	15.00
BUSINESS SECURITY SUITE					
0183	251053	ACH POS PAY-ALERTS	597	.0000	.00
1490	251050	ACH POS PAY ONLY ACCT	1	15.0000	15.00
BUSINESS ONLINE-BOL					
3722	4000ZZ	BOL ACCOUNT MAINT-BASIC	1	.0000	.00
3742	400272	BOL PREVIOUS DAY ITEMS-BASIC	20	.0000	.00
INFORMATION REPORTING					
4005	40001Z	INFO RPT-TRANS - MONTHLY MAINT	1	15.0000	15.00
4006	400230	INFO RPT-TRANS - PREV DAY SUMM	220	.3500	77.00
TOTAL CHARGE FOR SERVICES					134.00



STATE BOARD OF DEPOSIT STATE OF OHIO

Members:

Josh Mandel, Chairman
Treasurer of State
Mike DeWine
Attorney General
Dave Yost
Auditor of State

CERTIFICATION OF THE EXPENSES OF THE STATE BOARD OF DEPOSIT

In accordance with Chapter 135.02 of the Ohio Revised Code, the undersigned, Chairman and Secretary of the State Board of Deposit of the State of Ohio, hereby certifies that the necessary expenses of the Board, which represent KeyBank banking fees [AOS Agency Collateral] for the month of January 2017, are \$10.96.

Josh Mandel

CHAIRMAN

Stacy Cumberlander

SECRETARY

March 10, 2017

DATE

Board of Deposit
KeyBank AOS Agency Collateral 7431 - January 2017

Bank Code	Service Code	Description	Unit Price	Total Units	Total Amount	List Price	Variance	Comments
RPMDAYPL	00 00 06	# POSITIVE DAYS	-	31	-	-	-	
DDAFDICB	00 02 30	DEPOSIT ASSESSMENT	-	0	-	-	-	
DDAMAIN	01 00 00	MAINTENANCE	8.00	1	8.00	8.00	-	
DDAANELC	01 04 40	ELECTRONIC ANALYSIS STATEMENT	-	1	-	-	-	
DDAEPAAD	25 10 52	EPA ADMIN FEE/MONTH	3.00	1	3.00	3.00	-	
Total					11.00	11.00	-	

Service Fee Total	\$	11.00
Earnings Credit Allowance	\$	0.04
	\$	10.96



KeyBank National Association
 Account Analysis, OH-01-51-2005
 4910 Tiedeman Road
 Brooklyn, OH 44144-2338

Account Analysis Statement January 2017

*TREASURER OF STATE
 30 E BROAD ST 9TH FL
 COLUMBUS OH 43215-3414

Relationship Overview : *TREASURER OF STATE

Balance Summary	
Average Ledger Balance	\$52.00
LESS: Average Float	(\$0.00)
Average Collected Balance	\$52.00
Average Positive Collected Balance	\$52.00
Balance Available to Support Services	\$52.00
LESS: Balance Needed To Support Services	(\$12,499.96)
Balance Deficiency/Surplus for Eligible Services	(\$12,447.96)

Billing Information	
Settlement Cycle	Monthly
Payment Method	Invoice
Billing Account	XXXXXXXX7431
Days in the Month	31

Service Charge Summary	
Service Charges Eligible for Earnings Credit	\$11.00
LESS: Earnings Credit Allowance	(\$0.04)
Service Charges Due	\$10.96

An invoice will be distributed on approximately the 15th business day of the month.

Trend Analysis [^]								
<i>Months</i>	<i>Average Ledger Balance</i>	<i>Average Collected Balance</i>	<i>Balance Available to Support Services</i>	<i>Balance Needed to Support Services</i>	<i>Service Charges Eligible for Earnings Credit</i>	<i>Earnings Credit Allowance</i>	<i>Direct Service Charges</i>	<i>Service Charges Due</i>
JAN	\$52	\$52	\$52	\$12,500	\$11	\$0	\$0	\$11
YTD	\$52	\$52	\$52	\$12,500	\$11	\$0	\$0	\$11

[^] All numbers in this section are rounded to the nearest whole dollar

Please contact your Account Officer or the Commercial Business Banking Center at 1-800-821-2829 with questions.

Account Officer: Lara Deleone
 Center: 3080035 SO



Account Analysis Statement

January 2017

Relationship Summary

Relationship Overview : *TREASURER OF STATE
Accounts in Relationship: 1

Accounts Analyzed ^							
Account Number	Account Name	Earnings Credit Rate	Balance Needed to Support Services	Balance Available to Support Services	Service Charges Eligible for Earnings Credit	Direct Service Charges	Earnings Credit Allowance
359681427431	*TREASURER OF STATE	1.04%	\$12,500	\$52	\$11	\$0	\$0
Total			\$12,500	\$52	\$11	\$0	\$0

^ All numbers in this section are rounded to the nearest whole dollar

* Notes the billing account for the relationship

Service Activity Summary		
Service Codes	Services	Total Service Charges
AFP00	Balance & Compensation Information	\$0.00
AFP01	General Account Services	\$8.00
AFP25	General ACH Services	\$3.00
Total		\$11.00

Service Activity Details						
Service Codes	Services	Quantity	Unit Price	Total Service Charges	Balance Needed To Support Services	
00	Balance & Compensation Information					
00 02 30	Deposit Assessment			\$0.00		\$0.00
	AFP00 TOTAL			\$0.00		\$0.00
01	General Account Services					
01 00 00	Maintenance	1	\$8.00	\$8.00		\$9,090.88
01 04 40	Electronic Analysis Statement	1	\$0.00	\$0.00		\$0.00
	AFP01 TOTAL			\$8.00		\$9,090.88
25	General ACH Services					
25 10 52	EPA Admin Fee/Month	1	\$3.00	\$3.00		\$3,409.08
	AFP25 TOTAL			\$3.00		\$3,409.08
Total				\$11.00		\$12,499.96



Account Analysis Statement

January 2017

Account Detail

Account Name: TREASURER OF STATE , AOS AGENCY COLLATERAL
Account Number: 359681427431

AA


Balance Summary	
Average Ledger Balance	\$52.00
LESS: Average Float	(\$0.00)
Average Collected Balance	\$52.00
Average Positive Collected Balance	\$52.00
Balance Available to Support Services	\$52.00

Rate and Other Information	
Earnings Credit Rate	1.04%
Service Charge Multiplier	\$1,136.36
Uncollected Funds Rate	0.00%

Service Charge Summary	
Service Charges Eligible for Earnings Credit	\$11.00
Earnings Credit Allowance	(\$0.04)
Service Charges Due	\$10.96

Handwritten signature and date: 3/3/17

Service Activity Details					
Service Codes	Services	Quantity	Unit Price	Total Service Charges	Balance Needed To Support Services
00	Balance & Compensation Information				
00 02 30	Deposit Assessment			\$0.00	\$0.00
	AFP00 TOTAL			\$0.00	\$0.00
01	General Account Services				
01 00 00	Maintenance	1	\$8.00	\$8.00	\$9,090.88
01 04 40	Electronic Analysis Statement	1	\$0.00	\$0.00	\$0.00
	AFP01 TOTAL			\$8.00	\$9,090.88
25	General ACH Services				
25 10 52	EPA Admin Fee/Month	1	\$3.00	\$3.00	\$3,409.08
	AFP25 TOTAL			\$3.00	\$3,409.08
	Total			\$11.00	\$12,499.96



STATE BOARD OF DEPOSIT STATE OF OHIO

Members:

Josh Mandel, Chairman
Treasurer of State
Mike DeWine
Attorney General
Dave Yost
Auditor of State

CERTIFICATION OF THE EXPENSES OF THE STATE BOARD OF DEPOSIT

In accordance with Chapter 135.02 of the Ohio Revised Code, the undersigned, Chairman and Secretary of the State Board of Deposit of the State of Ohio, hereby certifies that the necessary expenses of the Board, which represent KeyBank banking fees for the month of January 2017, are \$51,439.11.

Josh Mandel

CHAIRMAN

Stacey Cumberlander

SECRETARY

March 10, 2017

DATE



KEYBANK
 OH-18-07-0205
 88 EAST BROAD STREET
 COLUMBUS, OHIO 43215

TREASURER OF STATE
 REGULAR ACCOUNT
 30 E BROAD ST 10TH FLOOR
 COLUMBUS, OHIO 45216-1140

DATE: March 8, 2017
 OFFICER: LXM3B
 ANALYSIS PERIOD January 2017
 KEY ACCOUNT: 14511001050

ACCOUNT ANALYSIS INVOICE

INVOICE NUMBER	INVOICE DATE	PAYMENT PAYMENT	PAYMENT DATE	ADJUSTMENTS	OUTSTANDING INVOICE BALANCE
17010001045	1/31/2017				\$ 51,439.11

TOTAL OUTSTANDING INVOICE BALANCE: \$ 51,439.11
 LESS TOTAL PAYMENT RECEIVED:
 TOTAL AMOUNT DUE: \$ 51,439.11

JK 3/9/17

** PLEASE MAKE TIMELY PAYMENTS ON YOUR ANALYSIS INVOICE. INVOICES WHICH ARE 60 **
 ** DAYS PAST DUE WILL BE DIRECT DEBITED FROM YOUR DDA ACCOUNT AND WILL INCUR A \$30 **
 ** PAST DUE SURCHARGE. PLEASE CONTACT OUR COMMERCIAL CLIENT SERVICE CENTER, YOUR **
 ** CASH MANAGEMENT SALES OFFICER, OR RELATIONSHIP MANAGER WITH ANY QUESTIONS. **

TREASURER OF STATE OF OHIO TOTAL AMOUNT DUE \$ 51,439.11

ACCOUNT NUMBER: 14511001050 AMOUNT ENCLOSED: _____

MAIL PAYMENT TO: KEYBANK NATIONAL ASSOCIATION
 ATTENTION: CATHERINE ROPE
 88 EAST BROAD STREET, 7th FLOOR
 COLUMBUS, OHIO 43125

Board of Deposit
KeyBank State Regular Account 6213 - January 2017

jk Code	Service Code	Description	Unit Price	Total Units	Total Amount	List Price	Variance	Comments
MDAYPL	00 00 06	# POSITIVE DAYS	\$ -	12	\$ -	\$ -	\$ -	
MDAYOD	00 00 08	# NEGATIVE DAYS	\$ -	19	\$ -	\$ -	\$ -	
AODNCL	00 02 12	UNCOLLECTED FUND DIRECT CHARGE	\$ -	0	\$ -	\$ -	\$ -	
AMAIN	01 00 00	MAINTENANCE	\$ 8.00	1	\$ 8.00	\$ 8.00	\$ -	
AZBALD	01 00 99	ZBA CONCENTRATION ACCOUNT	\$ 10.00	1	\$ 10.00	\$ 10.00	\$ -	
AZBASB	01 00 99	ZBA SUBSIDIARY ACCOUNTS	\$ 4.00	1	\$ 4.00	\$ 4.00	\$ -	
AOLZBA	01 02 02	KTT ZBA REPORT	\$ -	1	\$ -	\$ -	\$ -	
AOLDDA	01 03 07	KTT CORP BANKING STATEMENT	\$ -	127	\$ -	\$ -	\$ -	
ASTSPC	01 03 99	DDA STMT SPECIAL CUT	\$ 5.00	3	\$ 15.00	\$ 15.00	\$ -	
AOLRPM	01 04 07	KTT ANALYSIS STATEMENT	\$ -	1	\$ -	\$ -	\$ -	
AANELC	01 04 40	ELECTRONIC ANALYSIS STATEMENT	\$ -	1	\$ -	\$ -	\$ -	
AOL822	01 04 47	KTT RPM 822 STATEMENT	\$ -	1	\$ -	\$ -	\$ -	
AOLLBX	05 04 00	KTT RECEIVABLES BASE FEE	\$ 5.00	1	\$ 5.00	\$ 5.00	\$ -	
AOLLIB	05 04 24	KTT LBX IMAGE BASE FEE	\$ 5.00	1	\$ 5.00	\$ 5.00	\$ -	
AOTCSH	10 00 00	BRANCH DEPOSITED CASH	\$ 0.00	2579.7	\$ 1.29	\$ 1.29	\$ -	
AVLTDP	10 01 00	VAULT DEPOSITED CASH	\$ 0.00	345929.3	\$ 172.96	\$ 172.96	\$ -	
ADPBRN	10 02 00	DEPOSITS BRANCH/NIGHT DROP TKT	\$ 0.08	90	\$ 7.20	\$ 7.20	\$ -	
ADPKCP	10 02 00	DEPOSITS KEY CAPTURE TICKET	\$ 0.08	422	\$ 33.76	\$ 33.76	\$ -	
ADPKPL	10 02 00	DEPOSITS KEY IMAGE CASH LETTER	\$ 0.08	77	\$ 6.16	\$ 6.16	\$ -	
ADPVLT	10 02 00	DEPOSITS VAULT TICKET	\$ 0.08	22	\$ 1.76	\$ 1.76	\$ -	
AITEAG	10 02 1B	ELECTRONIC ITEM CLEARING FEE	\$ 0.07	18852	\$ 1,319.64	\$ 1,319.64	\$ -	
AKPCPA	10 02 1B	ICL CLEAR AGENT	\$ 0.07	100183	\$ 7,012.81	\$ 7,012.81	\$ -	
AKCPOU	10 02 10	ICL ON-US	\$ 0.03	14304	\$ 429.12	\$ 429.12	\$ -	
AKCPDS	10 02 18	ICL DIRECT SEND	\$ 0.03	148197	\$ 4,445.91	\$ 4,445.91	\$ -	
AITUOH	10 02 24	BRANCH PER ITEM CHARGE	\$ 0.10	407	\$ 40.70	\$ 40.70	\$ -	
AVTRRT	10 04 00	CHECK CHARGE BACKS	\$ 1.00	168	\$ 168.00	\$ 168.00	\$ -	
AREDEP	10 04 02	REDEPOSITED RETURNED	\$ 1.50	176	\$ 264.00	\$ 264.00	\$ -	
AOLRIR	10 04 16	KTT RETURN ITEM REPORT	\$ 5.00	1	\$ 5.00	\$ -	\$ 5.00	Charge is correct, Code per BSA is DDAPLRIR
AOLRTA	10 04 16	RETURN ADVICE IMAGE INQUIRY	\$ -	1	\$ -	\$ -	\$ -	
AVTIIM	10 04 16	RETURN ITEM IMAGE	\$ 0.50	44	\$ 22.00	\$ 22.00	\$ -	
AKCMTH	10 99 99	RDC MONTHLY FEE	\$ 28.00	27	\$ 756.00	\$ 756.00	\$ -	
AKCPMN	10 99 99	ICL MONTHLY FEE	\$ 100.00	2	\$ 200.00	\$ 200.00	\$ -	
AOSPA	15 00 30	POSITIVE PAY MAINTENANCE	\$ 5.00	1	\$ 5.00	\$ 5.00	\$ -	
AOLRTN	15 03 22	POSPAY/ PYMT PROTECTION RETURN	\$ -	5	\$ -	\$ -	\$ -	
AOLSTP	15 04 10	KTT STOP PAYMENT ENTRY	\$ 2.50	6	\$ 15.00	\$ 15.00	\$ -	
AKCSCN	15 13 51	RDC SCANNED ITEM	\$ 0.01	18852	\$ 188.52	\$ 188.52	\$ -	
ARBAS1	20 00 10	RECONCILIATION MAINTENANCE	\$ 10.00	1	\$ 10.00	\$ 10.00	\$ -	
ACHMTH	25 00 00	ACH MONTHLY FEE	\$ 10.00	3	\$ 30.00	\$ 30.00	\$ -	
ACHDR1	25 01 00	ORIG ACH DR VIA DIRECT SEND	\$ 0.03	283298	\$ 7,082.45	\$ 7,082.45	\$ -	
ACHDR5	25 01 00	ORIGINATED ACH DEBIT VIA KTT	\$ 0.03	219	\$ 5.48	\$ 5.48	\$ -	
ACHCR5	25 01 01	ORIGINATED ACH CREDIT VIA KTT	\$ 0.03	1096	\$ 27.40	\$ 27.40	\$ -	
ACHTAX	25 01 01	ACH TAX PAYMENT VIA KTT	\$ 1.00	3	\$ 3.00	\$ -	\$ 3.00	Bank code is not reflected on BSA
ACHMIN	25 01 10	ACH ITEM MIN PER FILE (<250)	\$ 1.00	329	\$ 329.00	\$ 329.00	\$ -	
ACHADD	25 01 20	ACH ADDENDA ORIGINATED	\$ 0.03	3101	\$ 77.53	\$ 77.53	\$ -	
ACHLFS	25 01 40	ORIGINATED LATE FILE SURCHARGE	\$ 0.75	102	\$ 76.50	\$ 76.50	\$ -	
ACHCR2	25 02 01	INCOMING ACH CREDIT ITEM	\$ 0.03	1451	\$ 36.28	\$ 36.28	\$ -	
ACHRAD	25 02 20	ACH RECEIVED ADDENDA	\$ 0.03	2114	\$ 52.85	\$ 52.85	\$ -	
AACRT1	25 03 02	ACH RETURN ITEMS	\$ 0.50	1811	\$ 905.50	\$ 905.50	\$ -	
ASDRET	25 03 02	UNAUTHORIZED ACH ITEM RETURN	\$ 5.00	186	\$ 930.00	\$ -	\$ 930.00	Charged in error. Bank adj invoice to \$0
ACHRPT	25 04 01	CARNOCRTRN RPT VIA E-MAIL	\$ 4.00	42	\$ 168.00	\$ 168.00	\$ -	
ATRMS2	25 05 01	ACH DATA TRANSMISSION	\$ 5.00	130	\$ 650.00	\$ 650.00	\$ -	
ACHMNT	25 06 40	ACH REVERSAL OR DELETION	\$ 10.00	1	\$ 10.00	\$ 10.00	\$ -	
AOLAEC	25 07 01	RTN ACH CONVERTED DRAFT RPT	\$ -	1	\$ -	\$ -	\$ -	
AOLAER	25 07 01	RTN ACH RESUBMITTED VIA ACH RPT	\$ -	1	\$ -	\$ -	\$ -	
AOLCAR	25 07 01	CAR REPORT VIA KTT IR	\$ -	1	\$ -	\$ -	\$ -	
AEPAAD	25 10 52	EPA ADMIN FEE/MONTH	\$ 3.00	1	\$ 3.00	\$ 3.00	\$ -	
ACHNOC	25 10 70	ACHNOC	\$ 0.50	3983	\$ 1,991.50	\$ 1,991.50	\$ -	
AOLCHA	25 11 00	KTT ACH MONTHLY BASE FEE	\$ 15.00	1	\$ 15.00	\$ 15.00	\$ -	
AOLDIR	25 11 00	ACH DIRECT MONTHLY MAINT	\$ 15.00	1	\$ 15.00	\$ 15.00	\$ -	
AOLACH	26 04 00	ACH REPORTS	\$ -	1	\$ -	\$ -	\$ -	
AOLEDI	30 02 25	KTT EDI REMITTANCE REPORT	\$ -	1	\$ -	\$ -	\$ -	
AOLDWR	35 01 00	KTT DOMESTIC REPEAT	\$ 5.00	6	\$ 30.00	\$ 30.00	\$ -	
AOLDWN	35 01 03	KTT DOMESTIC NONREPEAT	\$ 5.00	17	\$ 85.00	\$ 85.00	\$ -	
AOLILN	35 01 13	KTT INTERNATIONAL NONREPEAT	\$ 10.00	3	\$ 30.00	\$ 30.00	\$ -	
AOLITR	35 01 20	KTT INTERNAL REPEAT	\$ 3.50	36	\$ 126.00	\$ 126.00	\$ -	
AOLITN	35 01 23	KTT INTERNAL NONREPEAT	\$ 3.50	2	\$ 7.00	\$ 7.00	\$ -	
AFINMA	35 03 00	INCOMING DOMESTIC WIRE MANUAL	\$ 8.00	1	\$ 8.00	\$ 8.00	\$ -	
WIRE1	35 03 00	INCOMING DOMESTIC WIRE STP	\$ 8.00	442	\$ 3,536.00	\$ 3,536.00	\$ -	
AOLWIR	35 06 00	KTT WIRE MAINTENANCE	\$ 25.00	1	\$ 25.00	\$ 25.00	\$ -	
AOLIOW	35 40 02	KTT INCOMING/OUTGOING WIRE RPT	\$ -	1	\$ -	\$ -	\$ -	
AOLBAI	40 00 12	KTT BAI2 PREVIOUS DAY FILE	\$ 2.50	1	\$ 2.50	\$ 2.50	\$ -	
AOLIBA	40 00 15	KTT BAI2 INTRADAY FILE	\$ 2.50	1	\$ 2.50	\$ 2.50	\$ -	
AOLPDA	40 00 52	KTT PREVIOUS DAY REPORT	\$ -	127	\$ -	\$ -	\$ -	
AOLIDA	40 00 55	KTT INTRADAY REPORT	\$ -	127	\$ -	\$ -	\$ -	
AOLXAC	40 01 10	BAI FILE TRANSFER PER ACCT	\$ 5.00	152	\$ 760.00	\$ 760.00	\$ -	
AOLXBA	40 01 10	BAI PER FILE TRANSFER FEE	\$ 2.50	63	\$ 157.50	\$ 157.50	\$ -	

AOLXIT	40 01 10	BAI FILE XFER PER DETAIL	\$ 0.01	157926	\$ 2,210.96	\$ 2,210.96	\$ -
AOLMGMT	40 02 10	KTT ACCOUNT MANAGEMENT ACCESS	\$ 20.00	1	\$ 20.00	\$ 20.00	\$ -
AOLITM	40 02 71	KTT PREVIOUS DAY DETAIL ITEMS	\$ 0.02	78046	\$ 1,248.74	\$ 1,248.74	\$ -
AOLIRD	40 02 74	KTT INTRADAY DETAIL ITEMS	\$ 0.02	77698	\$ 1,243.17	\$ 1,243.17	\$ -
AOLLTA	40 08 00	LONG-TERM IMAGE ACCESS	\$ 0.50	16	\$ 8.00	\$ 8.00	\$ -
AOLSWP	45 04 03	KTT INVESTMENTS CONFIRM REPORT	\$ -	1	\$ -	\$ -	\$ -
APRPBR	99 99 99	PUBLIC RELOADABLE	\$ -	3	\$ -	\$ -	\$ -
VDAYPL	00 00 06	# POSITIVE DAYS	\$ -	31	\$ -	\$ -	\$ -
AFDICB	00 02 30	DEPOSIT ASSESSMENT	\$ -	0	\$ -	\$ -	\$ -
AMAINT	01 00 00	MAINTENANCE	\$ 8.00	1	\$ 8.00	\$ 8.00	\$ -
AZBASB	01 00 99	ZBA SUBSIDIARY ACCOUNTS	\$ 4.00	1	\$ 4.00	\$ 4.00	\$ -
ASTSPC	01 03 99	DDA STMT SPECIAL CUT	\$ 5.00	3	\$ 15.00	\$ 15.00	\$ -
AOSPA	15 00 30	POSITIVE PAY MAINTENANCE	\$ 5.00	1	\$ 5.00	\$ 5.00	\$ -
ACHECK	15 01 00	CHECKS/DEBITS PAID	\$ 0.05	763	\$ 34.34	\$ 34.34	\$ -
AOSPP1	15 01 20	POSITIVE PAY PER ITEM	\$ 0.02	769	\$ 15.38	\$ 15.38	\$ -
ARBAS1	20 00 10	RECONCILIATION MAINTENANCE	\$ 10.00	1	\$ 10.00	\$ 10.00	\$ -
AARFL1	20 01 10	RECONCILIATION PER ITEM	\$ 0.02	769	\$ 15.38	\$ 15.38	\$ -
APPTRI	20 02 01	ARP WEEKLY TRANS INPUT/MONTH	\$ 20.00	1	\$ 20.00	\$ 20.00	\$ -
AEPAAD	25 10 52	EPA ADMIN FEE/MONTH	\$ 3.00	1	\$ 3.00	\$ 3.00	\$ -
AOLDWN	35 01 03	KTTDOMESTIC NONREPEAT	\$ 5.00	3	\$ 15.00	\$ 15.00	\$ -
AOLITN	35 01 23	KTT INTERNAL NONREPEAT	\$ 3.50	6	\$ 21.00	\$ 21.00	\$ -
AWIRE1	35 03 00	INCOMING DOMESTIC WIRE STP	\$ 8.00	33	\$ 264.00	\$ 264.00	\$ -
VDAYPL	00 00 06	# POSITIVE DAYS	\$ -	31	\$ -	\$ -	\$ -
AMAINT	01 00 00	MAINTENANCE	\$ 8.00	1	\$ 8.00	\$ 8.00	\$ -
AZBALD	01 00 99	ZBA CONCENTRATION ACCOUNT	\$ 10.00	1	\$ 10.00	\$ 10.00	\$ -
AZBASB	01 00 99	ZBA SUBSIDIARYACCOUNTS	\$ 4.00	1	\$ 4.00	\$ 4.00	\$ -
ACHMTH	25 00 00	ACH MONTHLY FEE	\$ 10.00	2	\$ 20.00	\$ 20.00	\$ -
ACHMIN	25 01 10	ACH ITEM MIN PER FILE (<250)	\$ 1.00	30	\$ 30.00	\$ 30.00	\$ -
ACHLFS	25 01 40	ORIGINATED LATE FILE SURCHARGE	\$ 0.75	6	\$ 4.50	\$ 4.50	\$ -
AACRT1	25 03 02	ACH RETURN ITEMS	\$ 0.50	4	\$ 2.00	\$ 2.00	\$ -
ASDRET	25 03 02	UNAUTHORIZED ACH ITEM RETURN	\$ 5.00	1	\$ 5.00	\$ -	5.00 Charged in error. Bank adj invoice to \$0
ATRMS2	25 05 01	ACH DATA TRANSMISSION	\$ 5.00	30	\$ 150.00	\$ 150.00	\$ -
AEPAAD	25 10 52	EPA ADMIN FEE/MONTH	\$ 3.00	1	\$ 3.00	\$ 3.00	\$ -
ACHNOC	25 10 70	ACH NOC	\$ 0.50	2	\$ 1.00	\$ 1.00	\$ -
AOLITR	35 01 20	KTT INTERNAL REPEAT	\$ 3.50	3	\$ 10.50	\$ 10.50	\$ -
AOLITN	35 01 23	KTT INTERNAL NONREPEAT	\$ 3.50	2	\$ 7.00	\$ 7.00	\$ -
VDAYPL	00 00 06	# POSITIVE DAYS	\$ -	31	\$ -	\$ -	\$ -
AMAINT	01 00 00	MAINTENANCE	\$ 8.00	1	\$ 8.00	\$ 8.00	\$ -
AZBASB	01 00 99	ZBA SUBSIDIARY ACCOUNTS	\$ 4.00	1	\$ 4.00	\$ 4.00	\$ -
ACHCR2	25 02 01	INCOMING ACH CREDIT ITEM	\$ 0.03	4	\$ 0.10	\$ 0.10	\$ -
ACHRAD	25 02 20	ACH RECEIVED ADDENDA	\$ 0.03	4	\$ 0.10	\$ 0.10	\$ -
AEPAAD	25 10 52	EPA ADMIN FEE/MONTH	\$ 3.00	1	\$ 3.00	\$ 3.00	\$ -
VDAYPL	00 00 06	# POSITIVE DAYS	\$ -	31	\$ -	\$ -	\$ -
AMAINT	01 00 00	MAINTENANCE	\$ 8.00	1	\$ 8.00	\$ 8.00	\$ -
AZBASB	01 00 99	ZBA SUBSIDIARY ACCOUNTS	\$ 4.00	1	\$ 4.00	\$ 4.00	\$ -
ACHCR2	25 02 01	INCOMING ACH CREDIT ITEM	\$ 0.03	28	\$ 0.70	\$ 0.70	\$ -
ACHRAD	25 02 20	ACH RECEIVED ADDENDA	\$ 0.03	25	\$ 0.63	\$ 0.63	\$ -
AEPAAD	25 10 52	EPA ADMIN FEE/MONTH	\$ 3.00	1	\$ 3.00	\$ 3.00	\$ -
VDAYPL	00 00 06	# POSITIVE DAYS	\$ -	31	\$ -	\$ -	\$ -
AMAINT	01 00 00	MAINTENANCE	\$ 8.00	1	\$ 8.00	\$ 8.00	\$ -
AZBASB	01 00 99	ZBA SUBSIDIARY ACCOUNTS	\$ 4.00	1	\$ 4.00	\$ 4.00	\$ -
ACHCR2	25 02 01	INCOMING ACH CREDIT ITEM	\$ 0.03	25	\$ 0.63	\$ 0.63	\$ -
ACHRAD	25 02 20	ACH RECEIVED ADDENDA	\$ 0.03	23	\$ 0.58	\$ 0.58	\$ -
AEPAAD	25 10 52	EPA ADMIN FEE/MONTH	\$ 3.00	1	\$ 3.00	\$ 3.00	\$ -
VDAYPL	00 00 06	# POSITIVE DAYS	\$ -	31	\$ -	\$ -	\$ -
AMAINT	01 00 00	MAINTENANCE	\$ 8.00	1	\$ 8.00	\$ 8.00	\$ -
AZBASB	01 00 99	ZBA SUBSIDIARY ACCOUNTS	\$ 4.00	1	\$ 4.00	\$ 4.00	\$ -
ACHCR2	25 02 01	INCOMING ACH CREDIT ITEM	\$ 0.03	3767	\$ 94.18	\$ 94.18	\$ -
ACHRAD	25 02 20	ACH RECEIVED ADDENDA	\$ 0.03	3992	\$ 99.80	\$ 99.80	\$ -
AEPAAD	25 10 52	EPA ADMIN FEE/MONTH	\$ 3.00	1	\$ 3.00	\$ 3.00	\$ -
AWIRE1	35 03 00	INCOMING DOMESTIC WIRE STP	\$ 8.00	3	\$ 24.00	\$ 24.00	\$ -
VDAYPL	00 00 06	# POSITIVE DAYS	\$ -	29	\$ -	\$ -	\$ -
VDAYOD	00 00 08	# NEGATIVE DAYS	\$ -	2	\$ -	\$ -	\$ -
AMAINT	01 00 00	MAINTENANCE	\$ 8.00	1	\$ 8.00	\$ 8.00	\$ -
AZBASB	01 00 99	ZBA SUBSIDIARY ACCOUNTS	\$ 4.00	1	\$ 4.00	\$ 4.00	\$ -
ACHCR2	25 02 01	INCOMING ACH CREDIT ITEM	\$ 0.03	68017	\$ 1,700.43	\$ 1,700.43	\$ -
ACHRAD	25 02 20	ACH RECEIVED ADDENDA	\$ 0.03	78044	\$ 1,951.10	\$ 1,951.10	\$ -
AEPAAD	25 10 52	EPA ADMIN FEE/MONTH	\$ 3.00	1	\$ 3.00	\$ 3.00	\$ -
VDAYPL	00 00 06	# POSITIVE DAYS	\$ -	31	\$ -	\$ -	\$ -
AMAINT	01 00 00	MAINTENANCE	\$ 8.00	1	\$ 8.00	\$ 8.00	\$ -
AZBASB	01 00 99	ZBA SUBSIDIARY ACCOUNTS	\$ 4.00	1	\$ 4.00	\$ 4.00	\$ -
VPAPER	01 03 00	DDA PAPER STATEMENT	\$ 6.00	1	\$ 6.00	\$ 6.00	\$ -
ACHCR2	25 02 01	INCOMING ACH CREDIT ITEM	\$ 0.03	7	\$ 0.18	\$ 0.18	\$ -
ACHRAD	25 02 20	ACH RECEIVED ADDENDA	\$ 0.03	30	\$ 0.75	\$ 0.75	\$ -
AEPAAD	25 10 52	EPA ADMIN FEE/MONTH	\$ 3.00	1	\$ 3.00	\$ 3.00	\$ -
VDAYPL	00 00 06	# POSITIVE DAYS	\$ -	31	\$ -	\$ -	\$ -
AMAINT	01 00 00	MAINTENANCE	\$ 8.00	1	\$ 8.00	\$ 8.00	\$ -
AZBASB	01 00 99	ZBA SUBSIDIARY ACCOUNTS	\$ 4.00	1	\$ 4.00	\$ 4.00	\$ -

ACHDR5	25 01 00	ORIGINATED ACH DEBIT VIA KTT	\$ 0.03	8	\$ 0.20	\$ 0.20	\$ -	
ACHCR2	25 02 01	INCOMING ACH CREDIT ITEM	\$ 0.03	1	\$ 0.03	\$ 0.03	\$ -	
APEAAD	25 10 52	EPA ADMIN FEE/MONTH	\$ 3.00	1	\$ 3.00	\$ 3.00	\$ -	
VDAYPL	00 00 06	# POSITIVE DAYS	\$ -	31	\$ -	\$ -	\$ -	
MAINT	01 00 00	MAINTENANCE	\$ 8.00	1	\$ 8.00	\$ 8.00	\$ -	
AZBASB	01 00 99	ZBA SUBSIDIARY ACCOUNTS	\$ 4.00	1	\$ 4.00	\$ 4.00	\$ -	
AOTCSH	10 00 00	BRANCH DEPOSITED CASH	\$ 0.00	187	\$ 0.09	\$ 0.09	\$ -	
ADPBRN	10 02 00	DEPOSITS BRANCH\NIGHT DROP TKT	\$ 0.08	27	\$ 2.16	\$ 2.16	\$ -	
AITUOH	10 02 24	BRANCH PER ITEM CHARGE	\$ 0.10	235	\$ 23.50	\$ 23.50	\$ -	
AITCAD	10 03 10	CANADIAN DEPOSITED ITEM	\$ 2.50	1	\$ 2.50	\$ -	\$ 2.50	Charge is correct, Code per BSA is DDAAITCAD
ARBAS3	10 06 00	DEPOSIT RECON MAINTENANCE	\$ 10.00	1	\$ 10.00	\$ 10.00	\$ -	
AARCR2	10 06 10	DEPOSIT RECON PER DEPOSIT	\$ 0.10	34	\$ 3.40	\$ 3.40	\$ -	
ARSPMA	20 03 24	ARP RECON PAPER REPORT	\$ 10.00	1	\$ 10.00	\$ -	\$ 10.00	Charge is correct, Code per BSA is DDASPMMA
ACHMTH	25 00 00	ACH MONTHLY FEE	\$ 10.00	2	\$ 20.00	\$ 20.00	\$ -	
ACHDR6	25 01 00	ORIG ACH DR VIA KTT TRANSFER	\$ 0.03	2391	\$ 59.78	\$ 59.78	\$ -	
ACHMIN	25 01 10	ACH ITEM MIN PER FILE (<250)	\$ 1.00	11	\$ 11.00	\$ 11.00	\$ -	
ACHCR2	25 02 01	INCOMING ACH CREDIT ITEM	\$ 0.03	6	\$ 0.15	\$ 0.15	\$ -	
AACRT1	25 03 02	ACH RETURN ITEMS	\$ 0.50	2	\$ 1.00	\$ 1.00	\$ -	
ATRMS2	25 05 01	ACH DATA TRANSMISSION	\$ 5.00	18	\$ 90.00	\$ 90.00	\$ -	
ACHSET	25 10 00	ACH SETUP	\$ -	1	\$ -	\$ -	\$ -	
APEAAD	25 10 52	EPA ADMIN FEE/MONTH	\$ 3.00	1	\$ 3.00	\$ 3.00	\$ -	
VDAYPL	00 00 06	# POSITIVE DAYS	\$ -	31	\$ -	\$ -	\$ -	
MAINT	01 00 00	MAINTENANCE	\$ 8.00	1	\$ 8.00	\$ 8.00	\$ -	
AZBASB	01 00 99	ZBA SUBSIDIARY ACCOUNTS	\$ 4.00	1	\$ 4.00	\$ 4.00	\$ -	
APEAAD	25 10 52	EPA ADMIN FEE/MONTH	\$ 3.00	1	\$ 3.00	\$ 3.00	\$ -	
VDAYPL	00 00 06	# POSITIVE DAYS	\$ -	31	\$ -	\$ -	\$ -	
MAINT	01 00 00	MAINTENANCE	\$ 8.00	1	\$ 8.00	\$ 8.00	\$ -	
AZBASB	01 00 99	ZBA SUBSIDIARY ACCOUNTS	\$ 4.00	1	\$ 4.00	\$ 4.00	\$ -	
ACHDR1	25 01 00	ORIG ACH DR VIA DIRECT SEND	\$ 0.03	3076	\$ 76.90	\$ 76.90	\$ -	
ACHMIN	25 01 10	ACH ITEM MIN PER FILE (<250)	\$ 1.00	156	\$ 156.00	\$ 156.00	\$ -	
ACHLFS	25 01 40	ORIGINATED LATE FILE SURCHARGE	\$ 0.75	53	\$ 39.75	\$ 39.75	\$ -	
ACHCR2	25 02 01	INCOMING ACH CREDIT ITEM	\$ 0.03	474	\$ 11.85	\$ 11.85	\$ -	
AACRT1	25 03 02	ACH RETURN ITEMS	\$ 0.50	80	\$ 40.00	\$ 40.00	\$ -	
ASDRET	25 03 02	UNAUTHORIZED ACH ITEM RETURN	\$ 5.00	27	\$ 135.00	\$ -	\$ 135.00	Charged in error. Bank adj invoice to \$0
ACHRP2	25 04 01	CARNOCR2N RPT VIA E-MAIL	\$ 4.00	111	\$ 444.00	\$ 444.00	\$ -	
APEAAD	25 10 52	EPA ADMIN FEE/MONTH	\$ 3.00	1	\$ 3.00	\$ 3.00	\$ -	
ACHNOC	25 10 70	ACH NOC	\$ 0.50	44	\$ 22.00	\$ 22.00	\$ -	
VDAYPL	00 00 06	# POSITIVE DAYS	\$ -	31	\$ -	\$ -	\$ -	
MAINT	01 00 00	MAINTENANCE	\$ 8.00	1	\$ 8.00	\$ 8.00	\$ -	
AZBASB	01 00 99	ZBA SUBSIDIARY ACCOUNTS	\$ 4.00	1	\$ 4.00	\$ 4.00	\$ -	
ACHCR2	25 02 01	INCOMING ACH CREDIT ITEM	\$ 0.03	81	\$ 2.03	\$ 2.03	\$ -	
ACHRAD	25 02 20	ACH RECEIVED ADDENDA	\$ 0.03	85	\$ 2.13	\$ 2.13	\$ -	
APEAAD	25 10 52	EPA ADMIN FEE/MONTH	\$ 3.00	1	\$ 3.00	\$ 3.00	\$ -	
WIRE1	35 03 00	INCOMING DOMESTIC WIRE STP	\$ 8.00	1	\$ 8.00	\$ 8.00	\$ -	
VDAYPL	00 00 06	# POSITIVE DAYS	\$ -	31	\$ -	\$ -	\$ -	
VDICB	00 02 30	DEPOSIT ASSESSMENT	\$ -	0	\$ -	\$ -	\$ -	
MAINT	01 00 00	MAINTENANCE	\$ 8.00	1	\$ 8.00	\$ 8.00	\$ -	
ACHDR2	25 02 00	INCOMING ACH DEBIT ITEM	\$ 0.03	1	\$ 0.03	\$ 0.03	\$ -	
VDAYPL	00 00 06	# POSITIVE DAYS	\$ -	31	\$ -	\$ -	\$ -	
MAINT	01 00 00	MAINTENANCE	\$ 8.00	1	\$ 8.00	\$ 8.00	\$ -	
AZBASB	01 00 99	ZBA SUBSIDIARY ACCOUNTS	\$ 4.00	1	\$ 4.00	\$ 4.00	\$ -	
STDPS	01 03 99	STATEMENT DUPLICATE COPY	\$ 10.00	1	\$ 10.00	\$ -	\$ 10.00	Charge is correct, Code per BSA is DDASPMMA
ACHCR2	25 02 01	INCOMING ACH CREDIT ITEM	\$ 0.03	27	\$ 0.68	\$ 0.68	\$ -	
APEAAD	25 10 52	EPA ADMIN FEE/MONTH	\$ 3.00	1	\$ 3.00	\$ 3.00	\$ -	
VDAYPL	00 00 06	# POSITIVE DAYS	\$ -	31	\$ -	\$ -	\$ -	
MAINT	01 00 00	MAINTENANCE	\$ 8.00	1	\$ 8.00	\$ 8.00	\$ -	
AZBASB	01 00 99	ZBA SUBSIDIARY ACCOUNTS	\$ 4.00	1	\$ 4.00	\$ 4.00	\$ -	
ACHMIN	25 01 10	ACH ITEM MIN PER FILE (<250)	\$ 1.00	20	\$ 20.00	\$ 20.00	\$ -	
ACHLFS	25 01 40	ORIGINATED LATE FILE SURCHARGE	\$ 0.75	20	\$ 15.00	\$ 15.00	\$ -	
ACHCR2	25 02 01	INCOMING ACH CREDIT ITEM	\$ 0.03	28	\$ 0.70	\$ 0.70	\$ -	
AACRT1	25 03 02	ACH RETURN ITEMS	\$ 0.50	1	\$ 0.50	\$ 0.50	\$ -	
TRMS2	25 05 01	ACH DATA TRANSMISSION	\$ 5.00	20	\$ 100.00	\$ 100.00	\$ -	
APEAAD	25 10 52	EPAADMIN FEE/MONTH	\$ 3.00	1	\$ 3.00	\$ 3.00	\$ -	
ACHNOC	25 10 70	ACH NOC	\$ 0.50	19	\$ 9.50	\$ 9.50	\$ -	
VDAYPL	00 00 06	# POSITIVE DAYS	\$ -	31	\$ -	\$ -	\$ -	
MAINT	01 00 00	MAINTENANCE	\$ 8.00	1	\$ 8.00	\$ 8.00	\$ -	
AZBASB	01 00 99	ZBA SUBSIDIARY ACCOUNTS	\$ 4.00	1	\$ 4.00	\$ 4.00	\$ -	
ACHMTH	25 00 00	ACH MONTHLY FEE	\$ 10.00	1	\$ 10.00	\$ 10.00	\$ -	
ACHMIN	25 01 10	ACH ITEM MIN PER FILE (<250)	\$ 1.00	19	\$ 19.00	\$ 19.00	\$ -	
ACHLFS	25 01 40	ORIGINATED LATE FILE SURCHARGE	\$ 0.75	19	\$ 14.25	\$ 14.25	\$ -	
ACHCR2	25 02 01	INCOMING ACH CREDIT ITEM	\$ 0.03	19	\$ 0.48	\$ 0.48	\$ -	
AACRT1	25 03 02	ACH RETURN ITEMS	\$ 0.50	5	\$ 2.50	\$ 2.50	\$ -	
SDRET	25 03 02	UNAUTHORIZEDACH ITEM RETURN	\$ 5.00	2	\$ 10.00	\$ -	\$ 10.00	Charged in error. Bank adj invoice to \$0
APEAAD	25 10 52	EPA ADMIN FEE/MONTH	\$ 3.00	1	\$ 3.00	\$ 3.00	\$ -	
ACHNOC	25 10 70	ACH NOC	\$ 0.50	14	\$ 7.00	\$ 7.00	\$ -	
VDAYPL	00 00 06	# POSITIVE DAYS	\$ -	31	\$ -	\$ -	\$ -	
MAINT	01 00 00	MAINTENANCE	\$ 8.00	1	\$ 8.00	\$ 8.00	\$ -	
AZBASB	01 00 99	ZBA SUBSIDIARY ACCOUNTS	\$ 4.00	1	\$ 4.00	\$ 4.00	\$ -	
ACHCR2	25 02 01	INCOMING ACH CREDIT ITEM	\$ 0.03	138	\$ 3.45	\$ 3.45	\$ -	

ACHRAD	25 02 20	ACH RECEIVED ADDENDA	\$ 0.03	158	\$ 3.95	\$ 3.95	\$ -	
AEPAAD	25 10 52	EPA ADMIN FEE/MONTH	\$ 3.00	1	\$ 3.00	\$ 3.00	\$ -	
ADAYPL	00 00 06	# POSITIVE DAYS	\$ -	31	\$ -	\$ -	\$ -	
AMAIN	01 00 00	MAINTENANCE	\$ 8.00	1	\$ 8.00	\$ 8.00	\$ -	
AZBASB	01 00 99	ZBA SUBSIDIARY ACCOUNTS	\$ 4.00	1	\$ 4.00	\$ 4.00	\$ -	
APAPER	01 03 00	DDA PAPER STATEMENT	\$ 6.00	1	\$ 6.00	\$ 6.00	\$ -	
AEPAAD	25 10 52	EPA ADMIN FEE/MONTH	\$ 3.00	1	\$ 3.00	\$ 3.00	\$ -	
AFINMA	35 03 00	INCOMING DOMESTIC WIRE MANUAL	\$ 8.00	1	\$ 8.00	\$ 8.00	\$ -	
AWIRE1	35 03 00	INCOMING DOMESTIC WIRE STP	\$ 8.00	18	\$ 144.00	\$ 144.00	\$ -	
ADAYPL	00 00 06	# POSITIVE DAYS	\$ -	31	\$ -	\$ -	\$ -	
AFDICB	00 02 30	DEPOSIT ASSESSMENT	\$ -	0	\$ -	\$ -	\$ -	
AMAIN	01 00 00	MAINTENANCE	\$ 8.00	1	\$ 8.00	\$ 8.00	\$ -	
ACHDR2	25 02 00	INCOMING ACH DEBIT ITEM	\$ 0.03	5	\$ 0.13	\$ 0.13	\$ -	
ACHCR2	25 02 01	INCOMING ACH CREDIT ITEM	\$ 0.03	3	\$ 0.08	\$ 0.08	\$ -	
ACHRAD	25 02 20	ACH RECEIVED ADDENDA	\$ 0.03	3	\$ 0.08	\$ 0.08	\$ -	
AEPAAD	25 10 52	EPA ADMIN FEE/MONTH	\$ 3.00	1	\$ 3.00	\$ 3.00	\$ -	
ADAYPL	00 00 06	# POSITIVE DAYS	\$ -	31	\$ -	\$ -	\$ -	
AMAIN	01 00 00	MAINTENANCE	\$ 8.00	1	\$ 8.00	\$ 8.00	\$ -	
AZBASB	01 00 99	ZBA SUBSIDIARY ACCOUNTS	\$ 4.00	1	\$ 4.00	\$ 4.00	\$ -	
ASTDPS	01 03 99	STATEMENT DUPLICATE COPY	\$ 10.00	1	\$ 10.00	\$ -	\$ 10.00	Charge is correct, Code per BSA is DDASPMA
AOTCSH	10 00 00	BRANCH DEPOSITED CASH	\$ 0.00	5169.3	\$ 2.58	\$ 2.58	\$ -	
ADPBRN	10 02 00	DEPOSITS BRANCH\NIGHT DROP TKT	\$ 0.08	10	\$ 0.80	\$ 0.80	\$ -	
AITUOH	10 02 24	BRANCH PER ITEM CHARGE	\$ 0.10	31	\$ 3.10	\$ 3.10	\$ -	
AEPAAD	25 10 52	EPA ADMIN FEE/MONTH	\$ 3.00	1	\$ 3.00	\$ 3.00	\$ -	
ADAYPL	00 00 06	# POSITIVE DAYS	\$ -	31	\$ -	\$ -	\$ -	
AMAIN	01 00 00	MAINTENANCE	\$ 8.00	1	\$ 8.00	\$ 8.00	\$ -	
AZBASB	01 00 99	ZBA SUBSIDIARY ACCOUNTS	\$ 4.00	1	\$ 4.00	\$ 4.00	\$ -	
ACHMIN	25 01 10	ACH ITEM MIN PER FILE (<250)	\$ 1.00	19	\$ 19.00	\$ 19.00	\$ -	
ACHCR2	25 02 01	INCOMING ACH CREDIT ITEM	\$ 0.03	116	\$ 2.90	\$ 2.90	\$ -	
AEPAAD	25 10 52	EPA ADMIN FEE/MONTH	\$ 3.00	1	\$ 3.00	\$ 3.00	\$ -	
ADAYPL	00 00 06	# POSITIVE DAYS	\$ -	31	\$ -	\$ -	\$ -	
AFDICB	00 02 30	DEPOSIT ASSESSMENT	\$ -	0	\$ -	\$ -	\$ -	
AMAIN	01 00 00	MAINTENANCE	\$ 8.00	1	\$ 8.00	\$ 8.00	\$ -	
AEPAAD	25 10 52	EPA ADMIN FEE/MONTH	\$ 3.00	1	\$ 3.00	\$ 3.00	\$ -	
AOLITN	35 01 23	KTT INTERNAL NONREPEAT	\$ 3.50	1	\$ 3.50	\$ 3.50	\$ -	
ADAYPL	00 00 06	# POSITIVE DAYS	\$ -	31	\$ -	\$ -	\$ -	
AFDICB	00 02 30	DEPOSIT ASSESSMENT	\$ -	0	\$ -	\$ -	\$ -	
AMAIN	01 00 00	MAINTENANCE	\$ 8.00	1	\$ 8.00	\$ 8.00	\$ -	
ADPBRN	10 02 00	DEPOSITS BRANCH\NIGHT DROP TKT	\$ 0.08	1	\$ 0.08	\$ 0.08	\$ -	
AITUOH	10 02 24	BRANCH PER ITEM CHARGE	\$ 0.10	1	\$ 0.10	\$ 0.10	\$ -	
AEPAAD	25 10 52	EPA ADMIN FEE/MONTH	\$ 3.00	1	\$ 3.00	\$ 3.00	\$ -	
ADAYPL	00 00 06	# POSITIVE DAYS	\$ -	31	\$ -	\$ -	\$ -	
AFDICB	00 02 30	DEPOSIT ASSESSMENT	\$ -	0	\$ -	\$ -	\$ -	
AMAIN	01 00 00	MAINTENANCE	\$ 8.00	1	\$ 8.00	\$ 8.00	\$ -	
AEPAAD	25 10 52	EPA ADMIN FEE/MONTH	\$ 3.00	1	\$ 3.00	\$ 3.00	\$ -	
ADAYPL	00 00 06	# POSITIVE DAYS	\$ -	31	\$ -	\$ -	\$ -	
AMAIN	01 00 00	MAINTENANCE	\$ 8.00	1	\$ 8.00	\$ 8.00	\$ -	
AZBASB	01 00 99	ZBA SUBSIDIARY ACCOUNTS	\$ 4.00	1	\$ 4.00	\$ 4.00	\$ -	
ACHCR2	25 02 01	INCOMING ACH CREDIT ITEM	\$ 0.03	32	\$ 0.80	\$ 0.80	\$ -	
AEPAAD	25 10 52	EPA ADMIN FEE/MONTH	\$ 3.00	1	\$ 3.00	\$ 3.00	\$ -	
ADAYPL	00 00 06	# POSITIVE DAYS	\$ -	31	\$ -	\$ -	\$ -	
AMAIN	01 00 00	MAINTENANCE	\$ 8.00	1	\$ 8.00	\$ 8.00	\$ -	
AZBASB	01 00 99	ZBA SUBSIDIARY ACCOUNTS	\$ 4.00	1	\$ 4.00	\$ 4.00	\$ -	
ACHCR2	25 02 01	INCOMING ACH CREDIT ITEM	\$ 0.03	410	\$ 10.25	\$ 10.25	\$ -	
ACHRAD	25 02 20	ACH RECEIVED ADDENDA	\$ 0.03	432	\$ 10.80	\$ 10.80	\$ -	
AEPAAD	25 10 52	EPA ADMIN FEE/MONTH	\$ 3.00	1	\$ 3.00	\$ 3.00	\$ -	
AWIRE1	35 03 00	INCOMING DOMESTIC WIRE STP	\$ 8.00	6	\$ 48.00	\$ 48.00	\$ -	
ADAYPL	00 00 06	# POSITIVE DAYS	\$ -	31	\$ -	\$ -	\$ -	
AMAIN	01 00 00	MAINTENANCE	\$ 8.00	1	\$ 8.00	\$ 8.00	\$ -	
AZBASB	01 00 99	ZBA SUBSIDIARY ACCOUNTS	\$ 4.00	1	\$ 4.00	\$ 4.00	\$ -	
ACHCR2	25 02 01	INCOMING ACH CREDIT ITEM	\$ 0.03	19	\$ 0.48	\$ 0.48	\$ -	
AEPAAD	25 10 52	EPA ADMIN FEE/MONTH	\$ 3.00	1	\$ 3.00	\$ 3.00	\$ -	
ADAYPL	00 00 06	# POSITIVE DAYS	\$ -	31	\$ -	\$ -	\$ -	
AFDICB	00 02 30	DEPOSIT ASSESSMENT	\$ -	0	\$ -	\$ -	\$ -	
AMAIN	01 00 00	MAINTENANCE	\$ 8.00	1	\$ 8.00	\$ 8.00	\$ -	
STDP5	01 03 99	STATEMENT DUPLICATE COPY	\$ 10.00	1	\$ 10.00	\$ -	\$ 10.00	Charge is correct, Code per BSA is DDASPMA
ACHCR2	25 02 01	INCOMING ACH CREDIT ITEM	\$ 0.03	14	\$ 0.35	\$ 0.35	\$ -	
ACHRAD	25 02 20	ACH RECEIVED ADDENDA	\$ 0.03	12	\$ 0.30	\$ 0.30	\$ -	
AEPAAD	25 10 52	EPA ADMIN FEE/MONTH	\$ 3.00	1	\$ 3.00	\$ 3.00	\$ -	
AWIRE1	35 03 00	INCOMING DOMESTIC WIRE STP	\$ 8.00	3	\$ 24.00	\$ 24.00	\$ -	
AWIR19	35 04 11	WIRE MAIL ADVICE FOR INCOMING	\$ 5.00	3	\$ 15.00	\$ 15.00	\$ -	
ADAYPL	00 00 06	# POSITIVE DAYS	\$ -	31	\$ -	\$ -	\$ -	
AMAIN	01 00 00	MAINTENANCE	\$ 8.00	1	\$ 8.00	\$ 8.00	\$ -	
AZBASB	01 00 99	ZBA SUBSIDIARY ACCOUNTS	\$ 4.00	1	\$ 4.00	\$ 4.00	\$ -	
APAPER	01 03 00	DDA PAPER STATEMENT	\$ 6.00	1	\$ 6.00	\$ 6.00	\$ -	
ACHCR1	25 01 01	ORIG ACH CR VIA DIRECT SEND	\$ 0.03	105051	\$ 2,626.28	\$ 2,626.28	\$ -	
ACHMIN	25 01 10	ACH ITEM MIN PER FILE (<250)	\$ 1.00	4	\$ 4.00	\$ 4.00	\$ -	
ACHADD	25 01 20	ACH ADDENDA ORIGINATED	\$ 0.03	105081	\$ 2,627.03	\$ 2,627.03	\$ -	
ACHCR2	25 02 01	INCOMING ACH CREDIT ITEM	\$ 0.03	17	\$ 0.43	\$ 0.43	\$ -	

AACRT1	25 03 02	ACH RETURN ITEMS	\$ 0.50	46	\$ 23.00	\$ 23.00	\$ -
ATRMS2	25 05 01	ACH DATA TRANSMISSION	\$ 5.00	31	\$ 155.00	\$ 155.00	\$ -
AEPAAD	25 10 52	EPA ADMIN FEE/MONTH	\$ 3.00	1	\$ 3.00	\$ 3.00	\$ -
ACHNOC	25 10 70	ACH NOC	\$ 0.50	110	\$ 55.00	\$ 55.00	\$ -
AWIRE1	35 03 00	INCOMING DOMESTIC WIRE STP	\$ 8.00	1	\$ 8.00	\$ 8.00	\$ -
AWIR19	35 04 11	WIRE MAIL ADVICE FOR INCOMING	\$ 5.00	1	\$ 5.00	\$ 5.00	\$ -
VDAYPL	00 00 06	# POSITIVE DAYS	\$ -	31	\$ -	\$ -	\$ -
AMAINT	01 00 00	MAINTENANCE	\$ 8.00	1	\$ 8.00	\$ 8.00	\$ -
AZBASB	01 00 99	ZBA SUBSIDIARY ACCOUNTS	\$ 4.00	1	\$ 4.00	\$ 4.00	\$ -
APAPER	01 03 00	DDA PAPER STATEMENT	\$ 6.00	1	\$ 6.00	\$ 6.00	\$ -
ACHMTH	25 00 00	ACH MONTHLY FEE	\$ 10.00	1	\$ 10.00	\$ 10.00	\$ -
ACHCR1	25 01 01	ORIGACH CR VIA DIRECT SEND	\$ 0.03	40397	\$ 1,009.93	\$ 1,009.93	\$ -
ACHMIN	25 01 10	ACH ITEM MIN PER FILE (<250)	\$ 1.00	2	\$ 2.00	\$ 2.00	\$ -
ACHADD	25 01 20	ACH ADDENDA ORIGINATED	\$ 0.03	40514	\$ 1,012.85	\$ 1,012.85	\$ -
ACHCR2	25 02 01	INCOMING ACH CREDIT ITEM	\$ 0.03	11	\$ 0.28	\$ 0.28	\$ -
AACRT1	25 03 02	ACH RETURN ITEMS	\$ 0.50	14	\$ 7.00	\$ 7.00	\$ -
ATRMS2	25 05 01	ACH DATA TRANSMISSION	\$ 5.00	7	\$ 35.00	\$ 35.00	\$ -
AEPAAD	25 10 52	EPA ADMIN FEE/MONTH	\$ 3.00	1	\$ 3.00	\$ 3.00	\$ -
ACHNOC	25 10 70	ACH NOC	\$ 0.50	8	\$ 4.00	\$ 4.00	\$ -
VDAYPL	00 00 06	# POSITIVE DAYS	\$ -	31	\$ -	\$ -	\$ -
AMAINT	01 00 00	MAINTENANCE	\$ 8.00	1	\$ 8.00	\$ 8.00	\$ -
AZBASB	01 00 99	ZBA SUBSIDIARY ACCOUNTS	\$ 4.00	1	\$ 4.00	\$ 4.00	\$ -
APAPER	01 03 00	DDA PAPER STATEMENT	\$ 6.00	1	\$ 6.00	\$ 6.00	\$ -
ACHCR1	25 01 01	ORIG ACH CR VIA DIRECT SEND	\$ 0.03	54219	\$ 1,355.48	\$ 1,355.48	\$ -
ACHMIN	25 01 10	ACH ITEM MIN PER FILE (<250)	\$ 1.00	23	\$ 23.00	\$ 23.00	\$ -
ACHADD	25 01 20	ACH ADDENDA ORIGINATED	\$ 0.03	56811	\$ 1,420.28	\$ 1,420.28	\$ -
ACHCR2	25 02 01	INCOMING ACH CREDIT ITEM	\$ 0.03	22	\$ 0.55	\$ 0.55	\$ -
AACRT1	25 03 02	ACH RETURN ITEMS	\$ 0.50	37	\$ 18.50	\$ 18.50	\$ -
ATRMS2	25 05 01	ACH DATA TRANSMISSION	\$ 5.00	45	\$ 225.00	\$ 225.00	\$ -
ACHMNT	25 06 40	ACH REVERSAL OR DELETION	\$ 10.00	2	\$ 20.00	\$ 20.00	\$ -
AEPAAD	25 10 52	EPA ADMIN FEE/MONTH	\$ 3.00	1	\$ 3.00	\$ 3.00	\$ -
ACHNOC	25 10 70	ACH NOC	\$ 0.50	19	\$ 9.50	\$ 9.50	\$ -
ACHLOI	25 99 99	ACH LETTER OF INDEMNITY	\$ 30.00	1	\$ 30.00	\$ 30.00	\$ -
AEDIOR	30 00 00	MONTHLY EDI ORIGINATION FEE	\$ 5.00	2	\$ 10.00	\$ 10.00	\$ -
AEDITR	30 02 10	EDI TRANSLATION FEE/1000 CHARA	\$ 0.03	1647	\$ 41.18	\$ 41.18	\$ -
AEDITM	30 05 00	EDI PER FILE ORIG/RECD FEE	\$ 5.00	20	\$ 100.00	\$ 100.00	\$ -
VDAYPL	00 00 06	# POSITIVE DAYS	\$ -	31	\$ -	\$ -	\$ -
AMAINT	01 00 00	MAINTENANCE	\$ 8.00	1	\$ 8.00	\$ 8.00	\$ -
AZBASB	01 00 99	ZBA SUBSIDIARY ACCOUNTS	\$ 4.00	1	\$ 4.00	\$ 4.00	\$ -
ACHCR2	25 02 01	INCOMING ACH CREDIT ITEM	\$ 0.03	19	\$ 0.48	\$ 0.48	\$ -
AEPAAD	25 10 52	EPA ADMIN FEE/MONTH	\$ 3.00	1	\$ 3.00	\$ 3.00	\$ -
VDAYPL	00 00 06	# POSITIVE DAYS	\$ -	31	\$ -	\$ -	\$ -
AFDICB	00 02 30	DEPOSIT ASSESSMENT	\$ -	0	\$ -	\$ -	\$ -
AMAINT	01 00 00	MAINTENANCE	\$ 8.00	1	\$ 8.00	\$ 8.00	\$ -
ACHCR2	25 02 01	INCOMING ACH CREDIT ITEM	\$ 0.03	581	\$ 14.53	\$ 14.53	\$ -
AEPAAD	25 10 52	EPA ADMIN FEE/MONTH	\$ 3.00	1	\$ 3.00	\$ 3.00	\$ -
AOLITR	35 01 20	KTT INTERNAL REPEAT	\$ 3.50	33	\$ 115.50	\$ 115.50	\$ -
VDAYPL	00 00 06	# POSITIVE DAYS	\$ -	31	\$ -	\$ -	\$ -
AMAINT	01 00 00	MAINTENANCE	\$ 8.00	1	\$ 8.00	\$ 8.00	\$ -
AZBASB	01 00 99	ZBA SUBSIDIARY ACCOUNTS	\$ 4.00	1	\$ 4.00	\$ 4.00	\$ -
ACHCR1	25 01 01	ORIG ACH CR VIA DIRECT SEND	\$ 0.03	32183	\$ 804.58	\$ 804.58	\$ -
ACHMIN	25 01 10	ACH ITEM MIN PER FILE (<250)	\$ 1.00	9	\$ 9.00	\$ 9.00	\$ -
ACHADD	25 01 20	ACH ADDENDA ORIGINATED	\$ 0.03	33293	\$ 832.33	\$ 832.33	\$ -
ACHCR2	25 02 01	INCOMING ACH CREDIT ITEM	\$ 0.03	14	\$ 0.35	\$ 0.35	\$ -
AACRT1	25 03 02	ACH RETURN ITEMS	\$ 0.50	165	\$ 82.50	\$ 82.50	\$ -
ATRMS2	25 05 01	ACH DATA TRANSMISSION	\$ 5.00	15	\$ 75.00	\$ 75.00	\$ -
AEPAAD	25 10 52	EPA ADMIN FEE/MONTH	\$ 3.00	1	\$ 3.00	\$ 3.00	\$ -
ACHNOC	25 10 70	ACH NOC	\$ 0.50	142	\$ 71.00	\$ 71.00	\$ -
VDAYPL	00 00 06	# POSITIVE DAYS	\$ -	31	\$ -	\$ -	\$ -
AMAINT	01 00 00	MAINTENANCE	\$ 8.00	1	\$ 8.00	\$ 8.00	\$ -
AZBASB	01 00 99	ZBA SUBSIDIARY ACCOUNTS	\$ 4.00	1	\$ 4.00	\$ 4.00	\$ -
ACHMTH	25 00 00	ACH MONTHLY FEE	\$ 10.00	1	\$ 10.00	\$ 10.00	\$ -
ACHDR1	25 01 00	ORIG ACH DR VIA DIRECT SEND	\$ 0.03	4	\$ 0.10	\$ 0.10	\$ -
ACHCR1	25 01 01	ORIG ACH CR VIA DIRECT SEND	\$ 0.03	209941	\$ 5,248.53	\$ 5,248.53	\$ -
ACHMIN	25 01 10	ACH ITEM MIN PER FILE (<250)	\$ 1.00	4	\$ 4.00	\$ 4.00	\$ -
ACHDR2	25 02 00	INCOMING ACH DEBIT ITEM	\$ 0.03	6	\$ 0.15	\$ 0.15	\$ -
ACHCR2	25 02 01	INCOMING ACH CREDIT ITEM	\$ 0.03	12	\$ 0.30	\$ 0.30	\$ -
AACRT1	25 03 02	ACH RETURN ITEMS	\$ 0.50	29	\$ 14.50	\$ 14.50	\$ -
ATRMS2	25 05 01	ACH DATA TRANSMISSION	\$ 5.00	8	\$ 40.00	\$ 40.00	\$ -
ACHMNT	25 06 40	ACH REVERSAL OR DELETION	\$ 10.00	19	\$ 190.00	\$ 190.00	\$ -
AEPAAD	25 10 52	EPA ADMIN FEE/MONTH	\$ 3.00	1	\$ 3.00	\$ 3.00	\$ -
ACHNOC	25 10 70	ACH NOC	\$ 0.50	65	\$ 32.50	\$ 32.50	\$ -
ACHLOI	25 99 99	ACH LETTER OF INDEMNITY	\$ 30.00	1	\$ 30.00	\$ 30.00	\$ -
VDAYPL	00 00 06	# POSITIVE DAYS	\$ -	31	\$ -	\$ -	\$ -
AFDICB	00 02 30	DEPOSIT ASSESSMENT	\$ -	0	\$ -	\$ -	\$ -
AMAINT	01 00 00	MAINTENANCE	\$ 8.00	1	\$ 8.00	\$ 8.00	\$ -
AZBALD	01 00 99	ZBA CONCENTRATION ACCOUNT	\$ 10.00	1	\$ 10.00	\$ 10.00	\$ -
AEPAAD	25 10 52	EPA ADMIN FEE/MONTH	\$ 3.00	1	\$ 3.00	\$ 3.00	\$ -
VDAYPL	00 00 06	# POSITIVE DAYS	\$ -	31	\$ -	\$ -	\$ -

AFDICB	00 02 30	DEPOSIT ASSESSMENT	\$ -	0 \$	- \$	- \$	- \$
AMAIN	01 00 00	MAINTENANCE	\$ 8.00	1 \$	8.00 \$	8.00 \$	-
AZBALD	01 00 99	ZBA CONCENTRATION ACCOUNT	\$ 10.00	1 \$	10.00 \$	10.00 \$	-
AEPAAD	25 10 52	EPA ADMIN FEE/MONTH	\$ 3.00	1 \$	3.00 \$	3.00 \$	-
VDAYPL	00 00 06	# POSITIVE DAYS	\$ -	31 \$	- \$	- \$	-
AFDICB	00 02 30	DEPOSIT ASSESSMENT	\$ -	0 \$	- \$	- \$	-
AMAIN	01 00 00	MAINTENANCE	\$ 8.00	1 \$	8.00 \$	8.00 \$	-
AZBALD	01 00 99	ZBA CONCENTRATION ACCOUNT	\$ 10.00	1 \$	10.00 \$	10.00 \$	-
AEPAAD	25 10 52	EPA ADMIN FEE/MONTH	\$ 3.00	1 \$	3.00 \$	3.00 \$	-
VDAYPL	00 00 06	# POSITIVE DAYS	\$ -	26 \$	- \$	- \$	-
VDAYOD	00 00 08	# NEGATIVE DAYS	\$ -	5 \$	- \$	- \$	-
AODNCL	00 02 12	UNCOLLECTED FUND DIRECT CHARGE	\$ -	0 \$	- \$	- \$	-
AFDICB	00 02 30	DEPOSIT ASSESSMENT	\$ -	0 \$	- \$	- \$	-
AMAIN	01 00 00	MAINTENANCE	\$ 8.00	1 \$	8.00 \$	8.00 \$	-
APAPER	01 03 00	DDA PAPER STATEMENT	\$ 6.00	1 \$	6.00 \$	6.00 \$	-
ACHDR2	25 02 00	INCOMING ACH DEBIT ITEM	\$ 0.03	6 \$	0.15 \$	0.15 \$	-
ACHCR2	25 02 01	INCOMING ACH CREDIT ITEM	\$ 0.03	15 \$	0.38 \$	0.38 \$	-
ACHRAD	25 02 20	ACH RECEIVED ADDENDA	\$ 0.03	15 \$	0.38 \$	0.38 \$	-
AEPAAD	25 10 52	EPA ADMIN FEE/MONTH	\$ 3.00	1 \$	3.00 \$	3.00 \$	-
VDAYPL	00 00 06	# POSITIVE DAYS	\$ -	31 \$	- \$	- \$	-
AMAIN	01 00 00	MAINTENANCE	\$ 8.00	1 \$	8.00 \$	8.00 \$	-
AZBASB	01 00 99	ZBA SUBSIDIARY ACCOUNTS	\$ 4.00	1 \$	4.00 \$	4.00 \$	-
APAPER	01 03 00	DDA PAPER STATEMENT	\$ 6.00	1 \$	6.00 \$	6.00 \$	-
AEPAAD	25 10 52	EPA ADMIN FEE/MONTH	\$ 3.00	1 \$	3.00 \$	3.00 \$	-
VDAYPL	00 00 06	# POSITIVE DAYS	\$ -	31 \$	- \$	- \$	-
AMAIN	01 00 00	MAINTENANCE	\$ 8.00	1 \$	8.00 \$	8.00 \$	-
AZBASB	01 00 99	ZBA SUBSIDIARY ACCOUNTS	\$ 4.00	1 \$	4.00 \$	4.00 \$	-
ACHCR2	25 02 01	INCOMING ACH CREDIT ITEM	\$ 0.03	4 \$	0.10 \$	0.10 \$	-
ACHRAD	25 02 20	ACH RECEIVED ADDENDA	\$ 0.03	4 \$	0.10 \$	0.10 \$	-
AEPAAD	25 10 52	EPA ADMIN FEE/MONTH	\$ 3.00	1 \$	3.00 \$	3.00 \$	-
VDAYPL	00 00 06	# POSITIVE DAYS	\$ -	31 \$	- \$	- \$	-
AMAIN	01 00 00	MAINTENANCE	\$ 8.00	1 \$	8.00 \$	8.00 \$	-
AZBASB	01 00 99	ZBA SUBSIDIARY ACCOUNTS	\$ 4.00	1 \$	4.00 \$	4.00 \$	-
AOTCSH	10 00 00	BRANCH DEPOSITED CASH	\$ 0.00	13765.8 \$	6.88 \$	6.88 \$	-
ADPBRN	10 02 00	DEPOSITS BRANCH/NIGHT DROP TKT	\$ 0.08	48 \$	3.84 \$	3.84 \$	-
AITUOH	10 02 24	BRANCH PER ITEM CHARGE	\$ 0.10	1 \$	0.10 \$	0.10 \$	-
AEPAAD	25 10 52	EPA ADMIN FEE/MONTH	\$ 3.00	1 \$	3.00 \$	3.00 \$	-
VDAYPL	00 00 06	# POSITIVE DAYS	\$ -	31 \$	- \$	- \$	-
AMAIN	01 00 00	MAINTENANCE	\$ 8.00	1 \$	8.00 \$	8.00 \$	-
AZBASB	01 00 99	ZBA SUBSIDIARY ACCOUNTS	\$ 4.00	1 \$	4.00 \$	4.00 \$	-
APAPER	01 03 00	DDA PAPER STATEMENT	\$ 6.00	1 \$	6.00 \$	6.00 \$	-
ACHMIN	25 01 10	ACH ITEM MIN PER FILE (<250)	\$ 1.00	8 \$	8.00 \$	8.00 \$	-
ACHCR2	25 02 01	INCOMING ACH CREDIT ITEM	\$ 0.03	9 \$	0.23 \$	0.23 \$	-
AEPAAD	25 10 52	EPA ADMIN FEE/MONTH	\$ 3.00	1 \$	3.00 \$	3.00 \$	-
VDAYPL	00 00 06	# POSITIVE DAYS	\$ -	31 \$	- \$	- \$	-
AMAIN	01 00 00	MAINTENANCE	\$ 8.00	1 \$	8.00 \$	8.00 \$	-
AZBASB	01 00 99	ZBA SUBSIDIARY ACCOUNTS	\$ 4.00	1 \$	4.00 \$	4.00 \$	-
APAPER	01 03 00	DDA PAPER STATEMENT	\$ 6.00	1 \$	6.00 \$	6.00 \$	-
ACHCR2	25 02 01	INCOMING ACH CREDIT ITEM	\$ 0.03	3 \$	0.08 \$	0.08 \$	-
ACHRAD	25 02 20	ACH RECEIVED ADDENDA	\$ 0.03	2 \$	0.05 \$	0.05 \$	-
AEPAAD	25 10 52	EPA ADMIN FEE/MONTH	\$ 3.00	1 \$	3.00 \$	3.00 \$	-
AWIRE1	35 03 00	INCOMING DOMESTIC WIRE STP	\$ 8.00	4 \$	32.00 \$	32.00 \$	-
VDAYPL	00 00 06	# POSITIVE DAYS	\$ -	31 \$	- \$	- \$	-
AFDICB	00 02 30	DEPOSIT ASSESSMENT	\$ -	0 \$	- \$	- \$	-
AMAIN	01 00 00	MAINTENANCE	\$ 8.00	1 \$	8.00 \$	8.00 \$	-
ADPOTH	10 02 00	MISCELLANEOUS DEPOSIT TICKETS	\$ 0.55	1 \$	0.55 \$	0.55 \$	-
ACHDR2	25 02 00	INCOMING ACH DEBIT ITEM	\$ 0.03	8 \$	0.20 \$	0.20 \$	-
ACHCR2	25 02 01	INCOMING ACH CREDIT ITEM	\$ 0.03	6 \$	0.15 \$	0.15 \$	-
VDAYPL	00 00 06	# POSITIVE DAYS	\$ -	31 \$	- \$	- \$	-
AMAIN	01 00 00	MAINTENANCE	\$ 8.00	1 \$	8.00 \$	8.00 \$	-
AZBASB	01 00 99	ZBA SUBSIDIARY ACCOUNTS	\$ 4.00	1 \$	4.00 \$	4.00 \$	-
APAPER	01 03 00	DDA PAPER STATEMENT	\$ 6.00	1 \$	6.00 \$	6.00 \$	-
AEPAAD	25 10 52	EPA ADMIN FEE/MONTH	\$ 3.00	1 \$	3.00 \$	3.00 \$	-
VDAYPL	00 00 06	# POSITIVE DAYS	\$ -	23 \$	- \$	- \$	-
VDAYOD	00 00 08	# NEGATIVE DAYS	\$ -	8 \$	- \$	- \$	-
AODNCL	00 02 12	UNCOLLECTED FUND DIRECT CHARGE	\$ -	0 \$	- \$	- \$	-
AMAIN	01 00 00	MAINTENANCE	\$ 8.00	1 \$	8.00 \$	8.00 \$	-
AZBASB	01 00 99	ZBA SUBSIDIARY ACCOUNTS	\$ 4.00	1 \$	4.00 \$	4.00 \$	-
APAPER	01 03 00	DDA PAPER STATEMENT	\$ 6.00	1 \$	6.00 \$	6.00 \$	-
ACHCR2	25 02 01	INCOMING ACH CREDIT ITEM	\$ 0.03	87 \$	2.18 \$	2.18 \$	-
ACHRAD	25 02 20	ACH RECEIVED ADDENDA	\$ 0.03	58 \$	1.45 \$	1.45 \$	-
AEPAAD	25 10 52	EPA ADMIN FEE/MONTH	\$ 3.00	1 \$	3.00 \$	3.00 \$	-
VDAYPL	00 00 06	# POSITIVE DAYS	\$ -	31 \$	- \$	- \$	-
AMAIN	01 00 00	MAINTENANCE	\$ 8.00	1 \$	8.00 \$	8.00 \$	-
AZBASB	01 00 99	ZBA SUBSIDIARY ACCOUNTS	\$ 4.00	1 \$	4.00 \$	4.00 \$	-
ACHCR2	25 02 01	INCOMING ACH CREDIT ITEM	\$ 0.03	30 \$	0.75 \$	0.75 \$	-
ACHRAD	25 02 20	ACH RECEIVED ADDENDA	\$ 0.03	29 \$	0.73 \$	0.73 \$	-
AEPAAD	25 10 52	EPA ADMIN FEE/MONTH	\$ 3.00	1 \$	3.00 \$	3.00 \$	-
VDAYPL	00 00 06	# POSITIVE DAYS	\$ -	31 \$	- \$	- \$	-

AMAIN	01 00 00	MAINTENANCE	\$ 8.00	1 \$	8.00 \$	8.00 \$	-
AZBASB	01 00 99	ZBA SUBSIDIARY ACCOUNTS	\$ 4.00	1 \$	4.00 \$	4.00 \$	-
ACHCR2	25 02 01	INCOMING ACH CREDIT ITEM	\$ 0.03	5 \$	0.13 \$	0.13 \$	-
ACHRAD	25 02 20	ACH RECEIVED ADDENDA	\$ 0.03	5 \$	0.13 \$	0.13 \$	-
AEPAAD	25 10 52	EPA ADMIN FEE/MONTH	\$ 3.00	1 \$	3.00 \$	3.00 \$	-
VDAYPL	00 00 06	# POSITIVE DAYS	\$ -	31 \$	- \$	- \$	-
AMAIN	01 00 00	MAINTENANCE	\$ 8.00	1 \$	8.00 \$	8.00 \$	-
AZBASB	01 00 99	ZBA SUBSIDIARY ACCOUNTS	\$ 4.00	1 \$	4.00 \$	4.00 \$	-
ACHCR2	25 02 01	INCOMING ACH CREDIT ITEM	\$ 0.03	45 \$	1.13 \$	1.13 \$	-
ACHRAD	25 02 20	ACH RECEIVED ADDENDA	\$ 0.03	48 \$	1.20 \$	1.20 \$	-
AEPAAD	25 10 52	EPA ADMIN FEE/MONTH	\$ 3.00	1 \$	3.00 \$	3.00 \$	-
VDAYPL	00 00 06	# POSITIVEDAYS	\$ -	31 \$	- \$	- \$	-
AMAIN	01 00 00	MAINTENANCE	\$ 8.00	1 \$	8.00 \$	8.00 \$	-
AZBASB	01 00 99	ZBA SUBSIDIARY ACCOUNTS	\$ 4.00	1 \$	4.00 \$	4.00 \$	-
ACHCR2	25 02 01	INCOMING ACH CREDIT ITEM	\$ 0.03	7 \$	0.18 \$	0.18 \$	-
ACHRAD	25 02 20	ACH RECEIVED ADDENDA	\$ 0.03	7 \$	0.18 \$	0.18 \$	-
AEPAAD	25 10 52	EPA ADMIN FEE/MONTH	\$ 3.00	1 \$	3.00 \$	3.00 \$	-
VDAYPL	00 00 06	# POSITIVE DAYS	\$ -	31 \$	- \$	- \$	-
AMAIN	01 00 00	MAINTENANCE	\$ 8.00	1 \$	8.00 \$	8.00 \$	-
AZBASB	01 00 99	ZBA SUBSIDIARY ACCOUNTS	\$ 4.00	1 \$	4.00 \$	4.00 \$	-
ACHMIN	25 01 10	ACH ITEM MIN PER FILE (<250)	\$ 1.00	1 \$	1.00 \$	1.00 \$	-
ACHCR2	25 02 01	INCOMING ACH CREDIT ITEM	\$ 0.03	1 \$	0.03 \$	0.03 \$	-
ACHRPT	25 04 01	CARNOCRTRN RPT VIA E-MAIL	\$ 4.00	1 \$	4.00 \$	4.00 \$	-
AEPAAD	25 10 52	EPA ADMIN FEE/MONTH	\$ 3.00	1 \$	3.00 \$	3.00 \$	-
VDAYPL	00 00 06	# POSITIVE DAYS	\$ -	31 \$	- \$	- \$	-
AMAIN	01 00 00	MAINTENANCE	\$ 8.00	1 \$	8.00 \$	8.00 \$	-
AZBASB	01 00 99	ZBA SUBSIDIARY ACCOUNTS	\$ 4.00	1 \$	4.00 \$	4.00 \$	-
VDAYPL	00 00 06	# POSITIVE DAYS	\$ -	31 \$	- \$	- \$	-
AMAIN	01 00 00	MAINTENANCE	\$ 8.00	1 \$	8.00 \$	8.00 \$	-
AZBASB	01 00 99	ZBA SUBSIDIARY ACCOUNTS	\$ 4.00	1 \$	4.00 \$	4.00 \$	-
ACHCR2	25 02 01	INCOMING ACH CREDIT ITEM	\$ 0.03	6 \$	0.15 \$	0.15 \$	-
ACHRAD	25 02 20	ACH RECEIVED ADDENDA	\$ 0.03	6 \$	0.15 \$	0.15 \$	-
AEPAAD	25 10 52	EPA ADMIN FEE/MONTH	\$ 3.00	1 \$	3.00 \$	3.00 \$	-
VDAYPL	00 00 06	# POSITIVE DAYS	\$ -	31 \$	- \$	- \$	-
AMAIN	01 00 00	MAINTENANCE	\$ 8.00	1 \$	8.00 \$	8.00 \$	-
AZBASB	01 00 99	ZBA SUBSIDIARY ACCOUNTS	\$ 4.00	1 \$	4.00 \$	4.00 \$	-
APAPER	01 03 00	DDA PAPER STATEMENT	\$ 6.00	1 \$	6.00 \$	6.00 \$	-
AEPAAD	25 10 52	EPA ADMIN FEE/MONTH	\$ 3.00	1 \$	3.00 \$	3.00 \$	-
VDAYPL	00 00 06	# POSITIVE DAYS	\$ -	31 \$	- \$	- \$	-
AMAIN	01 00 00	MAINTENANCE	\$ 8.00	1 \$	8.00 \$	8.00 \$	-
AZBASB	01 00 99	ZBA SUBSIDIARY ACCOUNTS	\$ 4.00	1 \$	4.00 \$	4.00 \$	-
ACHCR2	25 02 01	INCOMING ACH CREDIT ITEM	\$ 0.03	7 \$	0.18 \$	0.18 \$	-
ACHRAD	25 02 20	ACH RECEIVED ADDENDA	\$ 0.03	7 \$	0.18 \$	0.18 \$	-
AEPAAD	25 10 52	EPA ADMIN FEE/MONTH	\$ 3.00	1 \$	3.00 \$	3.00 \$	-
VDAYPL	00 00 06	# POSITIVE DAYS	\$ -	31 \$	- \$	- \$	-
AMAIN	01 00 00	MAINTENANCE	\$ 8.00	1 \$	8.00 \$	8.00 \$	-
AZBASB	01 00 99	ZBA SUBSIDIARY ACCOUNTS	\$ 4.00	1 \$	4.00 \$	4.00 \$	-
APAPER	01 03 00	DDA PAPER STATEMENT	\$ 6.00	1 \$	6.00 \$	6.00 \$	-
AEPAAD	25 10 52	EPA ADMIN FEE/MONTH	\$ 3.00	1 \$	3.00 \$	3.00 \$	-
VDAYPL	00 00 06	# POSITIVE DAYS	\$ -	31 \$	- \$	- \$	-
AMAIN	01 00 00	MAINTENANCE	\$ 8.00	1 \$	8.00 \$	8.00 \$	-
AZBASB	01 00 99	ZBA SUBSIDIARY ACCOUNTS	\$ 4.00	1 \$	4.00 \$	4.00 \$	-
ACHCR2	25 02 01	INCOMING ACH CREDIT ITEM	\$ 0.03	7 \$	0.18 \$	0.18 \$	-
ACHRAD	25 02 20	ACH RECEIVED ADDENDA	\$ 0.03	7 \$	0.18 \$	0.18 \$	-
AEPAAD	25 10 52	EPA ADMIN FEE/MONTH	\$ 3.00	1 \$	3.00 \$	3.00 \$	-
VDAYPL	00 00 06	# POSITIVE DAYS	\$ -	31 \$	- \$	- \$	-
AMAIN	01 00 00	MAINTENANCE	\$ 8.00	1 \$	8.00 \$	8.00 \$	-
AZBASB	01 00 99	ZBA SUBSIDIARY ACCOUNTS	\$ 4.00	1 \$	4.00 \$	4.00 \$	-
APAPER	01 03 00	DDA PAPER STATEMENT	\$ 6.00	1 \$	6.00 \$	6.00 \$	-
AEPAAD	25 10 52	EPA ADMIN FEE/MONTH	\$ 3.00	1 \$	3.00 \$	3.00 \$	-
VDAYPL	00 00 06	# POSITIVE DAYS	\$ -	31 \$	- \$	- \$	-
AMAIN	01 00 00	MAINTENANCE	\$ 8.00	1 \$	8.00 \$	8.00 \$	-
AZBASB	01 00 99	ZBA SUBSIDIARY ACCOUNTS	\$ 4.00	1 \$	4.00 \$	4.00 \$	-
ADPOTH	10 02 00	MISCELLANEOUS DEPOSIT TICKETS	\$ 0.55	3 \$	1.65 \$	1.65 \$	-
ACHMIN	25 01 10	ACH ITEM MIN PER FILE (<250)	\$ 1.00	77 \$	77.00 \$	77.00 \$	-
ACHLFS	25 01 40	ORIGINATED LATE FILE SURCHARGE	\$ 0.75	1 \$	0.75 \$	0.75 \$	-
ACHCR2	25 02 01	INCOMING ACH CREDIT ITEM	\$ 0.03	71 \$	1.78 \$	1.78 \$	-
ACHRT1	25 03 02	ACH RETURN ITEMS	\$ 0.50	7 \$	3.50 \$	3.50 \$	-
ACHRPT	25 04 01	CARNOCRTRN RPT VIA E-MAIL	\$ 4.00	71 \$	284.00 \$	284.00 \$	-
ACHSET	25 10 00	ACH SETUP	\$ -	3 \$	- \$	- \$	-
ACHNOC	25 10 70	ACH NOC	\$ 0.50	2 \$	1.00 \$	1.00 \$	-
VDAYPL	00 00 06	# POSITIVE DAYS	\$ -	31 \$	- \$	- \$	-
AMAIN	01 00 00	MAINTENANCE	\$ 8.00	1 \$	8.00 \$	8.00 \$	-
AZBASB	01 00 99	ZBA SUBSIDIARY ACCOUNTS	\$ 4.00	1 \$	4.00 \$	4.00 \$	-
ACHMIN	25 01 10	ACH ITEM MIN PER FILE (<250)	\$ 1.00	12 \$	12.00 \$	12.00 \$	-
ACHCR2	25 02 01	INCOMING ACH CREDIT ITEM	\$ 0.03	12 \$	0.30 \$	0.30 \$	-
ACHRPT	25 04 01	CARNOCRTRN RPT VIA E-MAIL	\$ 4.00	12 \$	48.00 \$	48.00 \$	-
VDAYPL	00 00 06	# POSITIVE DAYS	\$ -	31 \$	- \$	- \$	-
VDICB	00 02 30	DEPOSIT ASSESSMENT	\$ -	0 \$	- \$	- \$	-
AMAIN	01 00 00	MAINTENANCE	\$ 8.00	1 \$	8.00 \$	8.00 \$	-
APAPER	01 03 00	DDA PAPER STATEMENT	\$ 6.00	1 \$	6.00 \$	6.00 \$	-
AEPAAD	25 10 52	EPA ADMIN FEE/MONTH	\$ 3.00	1 \$	3.00 \$	3.00 \$	-
QOLTR	35 01 20	KTT INTERNAL REPEAT	\$ 3.50	7 \$	24.50 \$	24.50 \$	-
VDAYPL	00 00 06	#POSITIVE DAYS	\$ -	31 \$	- \$	- \$	-
VDICB	00 02 30	DEPOSIT ASSESSMENT	\$ -	0 \$	- \$	- \$	-
AMAIN	01 00 00	MAINTENANCE	\$ 8.00	1 \$	8.00 \$	8.00 \$	-
AZBALD	01 00 99	ZBA CONCENTRATION ACCOUNT	\$ 10.00	1 \$	10.00 \$	10.00 \$	-
AEPAAD	25 10 52	EPA ADMIN FEE/MONTH	\$ 3.00	1 \$	3.00 \$	3.00 \$	-

Total Amount is all charges less \$930; \$135; \$10 and \$5
chrg that were charged error. Adj invoice received. The
remaining variance, charged correctly; incorrect bank
codes were received.

al \$ 62,142.87 \$62,095.14 \$ 47.73

Service Fee Total	\$ 62,142.87
Earnings Credit Allowance	\$ 10,703.76
	<u>\$ 51,439.11</u>



KeyBank National Association
 Account Analysis, OH-01-51-2005
 4910 Tiedeman Road
 Brooklyn, OH 44144-2338

Account Analysis Statement January 2017

*TREASURER OF STATE
 30 E BROAD ST
 COLUMBUS OH 43215-3414

Relationship Overview : *TREASURER OF STATE

Balance Summary	
Average Ledger Balance	\$162,192,556.95
LESS: Average Float	(\$15,837,855.00)
Average Collected Balance	\$146,354,701.95
Average Negative Collected Balance	(\$342.09)
Average Positive Collected Balance	\$146,355,044.04
LESS: Compensating Balance	(\$134,191,630.44)
Balance Available to Support Services	\$12,163,413.60
LESS: Balance Needed To Support Services	(\$71,847,085.95)
Balance Deficiency/Surplus for Eligible Services	(\$59,683,672.35)

Billing Information	
Settlement Cycle	Monthly
Payment Method	Invoice
Billing Account	XXXXXXXXX1050
Days in the Month	31

Service Charge Summary	
Service Charges Eligible for Earnings Credit	\$63,225.87
LESS: Earnings Credit Allowance	(\$10,703.76)
Service Charges Due	\$52,522.11

An invoice will be distributed on approximately the 15th business day of the month.

Trend Analysis [^]								
Months	Average Ledger Balance	Average Collected Balance	Balance Available to Support Services	Balance Needed to Support Services	Service Charges Eligible for Earnings Credit	Earnings Credit Allowance	Direct Service Charges	Service Charges Due
JAN	\$162,192,557	\$146,354,702	\$12,163,414	\$71,847,086	\$63,226	\$10,704	\$0	\$52,522
YTD	\$162,192,557	\$146,354,702	\$12,163,414	\$71,847,086	\$63,226	\$10,704	\$0	\$52,522

[^] All numbers in this section are rounded to the nearest whole dollar

Please contact your Account Officer or the Commercial Business Banking Center at 1-800-821-2829 with questions.

Account Officer: Lara Deleone
 Center: 3080035 SO



Relationship Summary

Relationship Overview : *TREASURER OF STATE
Accounts in Relationship: 63

Accounts Analyzed ^

Non Interest Bearing Accounts

Account Number	Account Name	Earnings Credit Rate	Balance Needed to Support Services	Balance Available to Support Services	Service Charges Eligible for Earnings Credit	Direct Service Charges	Earnings Credit Allowance
14511001050	*TREASURER OF STATE	1.04%	\$42,114,271	\$0	\$37,061	\$0	\$0
14511001100	TREASURER OF STATE	1.04%	\$488,743	\$277	\$430	\$0	\$0
14511001225	TREASURER OF STATE	1.04%	\$289,772	\$0	\$255	\$0	\$0
14511002447	TREASURER OF STATE	1.04%	\$17,273	\$0	\$15	\$0	\$0
14511002454	TREASURER OF STATE	1.04%	\$18,551	\$0	\$16	\$0	\$0
14511002462	TREASURER OF STATE	1.04%	\$18,409	\$0	\$16	\$0	\$0
14511002470	TREASURER OF STATE	1.04%	\$271,562	\$0	\$239	\$0	\$0
14511002488	TREASURER OF STATE	1.04%	\$4,166,492	\$0	\$3,667	\$0	\$0
354511001688	TREASURER OF STATE	1.04%	\$24,915	\$0	\$22	\$0	\$0
354511002793	TREASURER OF STATE	1.04%	\$17,301	\$0	\$15	\$0	\$0
359681004818	TREASURER OF STATE	1.04%	\$282,475	\$0	\$249	\$0	\$0
359681036752	TREASURER OF STATE	1.04%	\$17,045	\$0	\$15	\$0	\$0
359681092367	TREASURER OF STATE	1.04%	\$1,068,747	\$0	\$941	\$0	\$0
359681099438	TREASURER OF STATE	1.04%	\$30,852	\$0	\$27	\$0	\$0
359681107165	TREASURER OF STATE	1.04%	\$9,119	\$294,224	\$8	\$0	\$259
359681113973	TREASURER OF STATE	1.04%	\$29,176	\$0	\$26	\$0	\$0
359681120929	TREASURER OF STATE	1.04%	\$182,613	\$0	\$161	\$0	\$0
359681120952	TREASURER OF STATE	1.04%	\$88,892	\$0	\$78	\$0	\$0
359681129375	TREASURER OF STATE	1.04%	\$25,454	\$0	\$22	\$0	\$0
359681130506	TREASURER OF STATE	1.04%	\$196,590	\$0	\$173	\$0	\$0
359681147740	TREASURER OF STATE	1.04%	\$12,812	\$43	\$11	\$0	\$0
359681150413	TREASURER OF STATE	1.04%	\$35,778	\$0	\$31	\$0	\$0
359681156428	TREASURER OF STATE	1.04%	\$41,932	\$0	\$37	\$0	\$0
359681163028	TREASURER OF STATE	1.04%	\$16,477	\$1,058	\$15	\$0	\$1
359681172128	TREASURER OF STATE	1.04%	\$12,704	\$4,250	\$11	\$0	\$4
359681172136	TREASURER OF STATE	1.04%	\$12,500	\$1,173	\$11	\$0	\$1
359681177572	TREASURER OF STATE	1.04%	\$17,954	\$0	\$16	\$0	\$0
359681181921	TREASURER OF STATE	1.04%	\$95,511	\$0	\$84	\$0	\$0
359681183448	TREASURER OF STATE	1.04%	\$17,585	\$0	\$15	\$0	\$0
359681197869	TREASURER OF STATE	1.04%	\$68,920	\$1,159,677	\$61	\$0	\$1,021
359681211991	STATE OF OHIO OBM WELFARE	1.04%	\$6,278,076	\$0	\$5,525	\$0	\$0
359681212064	STATE OF OHIO OBM MEDICAID	1.04%	\$2,388,686	\$0	\$2,102	\$0	\$0
359681212072	STATE OF OHIO OBM VENDOR	1.04%	\$3,720,982	\$0	\$3,274	\$0	\$0
359681237483	TREASURER OF STATE	1.04%	\$17,585	\$0	\$15	\$0	\$0
359681237491	TREASURER OF STATE	1.04%	\$160,255	\$145,526	\$141	\$0	\$128
359681245668	STATE OF OHIO	1.04%	\$2,147,436	\$0	\$1,890	\$0	\$0
359681245692	STATE OF OHIO	1.04%	\$6,346,656	\$0	\$5,585	\$0	\$0
359681296968	TREASURER OF STATE	1.04%	\$20,341	\$518	\$18	\$0	\$0
359681318762	STATE OF OHIO	1.04%	\$23,864	\$0	\$21	\$0	\$0
359681318788	STATE OF OHIO	1.04%	\$17,273	\$0	\$15	\$0	\$0
359681324307	OHIO DEPARTMENT OF	1.04%	\$29,344	\$0	\$26	\$0	\$0
359681341533	OHIO DEPARTMENT OF	1.04%	\$33,210	\$0	\$29	\$0	\$0
359681341541	OHIO DEPARTMENT OF	1.04%	\$60,369	\$0	\$53	\$0	\$0
359681342838	STATE OF OHIO	1.04%	\$10,114	\$10,556,667	\$9	\$0	\$9,290
359681362950	TREASURER OF STATE	1.04%	\$23,864	\$0	\$21	\$0	\$0
359681362968	TREASURER OF STATE	1.04%	\$27,983	\$0	\$25	\$0	\$0
359681367348	TREASURER OF STATE	1.04%	\$18,722	\$0	\$16	\$0	\$0
359681367355	TREASURER OF STATE	1.04%	\$17,329	\$0	\$15	\$0	\$0



Account Analysis Statement January 2017

Relationship Summary

Relationship Name : *TREASURER OF STATE

Accounts Analyzed^ - Continued

Account Number	Account Name	Earnings Credit Rate	Balance Needed to Support Services	Balance Available to Support Services	Service Charges Eligible for Earnings Credit	Direct Service Charges	Earnings Credit Allowance
359681367363	TREASURER OF STATE	1.04%	\$19,687	\$0	\$17	\$0	\$0
359681375382	TREASURER OF STATE	1.04%	\$17,443	\$0	\$15	\$0	\$0
359681395919	STATE OF OHIO DAS	1.04%	\$22,756	\$0	\$20	\$0	\$0
359681398533	TREASURER OF STATE	1.04%	\$13,636	\$0	\$12	\$0	\$0
359681398541	TREASURER OF STATE	1.04%	\$17,386	\$0	\$15	\$0	\$0
359681409090	TREASURER OF STATE	1.04%	\$23,864	\$0	\$21	\$0	\$0
359681409108	TREASURER OF STATE	1.04%	\$17,443	\$0	\$15	\$0	\$0
359681409116	TREASURER OF STATE	1.04%	\$23,864	\$0	\$21	\$0	\$0
359681415592	TREASURER OF STATE	1.04%	\$433,720	\$0	\$382	\$0	\$0
359681435707	TREASURER OF STATE	1.04%	\$82,159	\$0	\$72	\$0	\$0
Sub Total			\$71,704,473	\$12,163,414	\$63,100	\$0	\$10,704
Interest Bearing Accounts							
Account Number	Account Name	Earnings Credit Rate	Balance Needed to Support Services	Balance Available to Support Services	Service Charges Eligible for Earnings Credit	Direct Service Charges	Earnings Credit Allowance
359681260766	TREASURER OF STATE	1.04%	\$23,864	\$0	\$21	\$0	\$0
359681261657	TREASURER OF STATE	1.04%	\$23,864	\$0	\$21	\$0	\$0
359681261665	TREASURER OF STATE	1.04%	\$23,864	\$0	\$21	\$0	\$0
359683018600	TREASURER OF STATE	1.04%	\$47,159	\$0	\$42	\$0	\$0
359683035281	TREASURER OF STATE	1.04%	\$23,864	\$0	\$21	\$0	\$0
Sub Total			\$142,613	\$0	\$126	\$0	\$0
Total			\$71,847,086	\$12,163,414	\$63,226	\$0	\$10,704

^ All numbers in this section are rounded to the nearest whole dollar

* Notes the billing account for the relationship

Service Activity Summary

Service Codes	Services	Total Service Charges
AFP00	Balance & Compensation Information	\$0.00
AFP01	General Account Services	\$910.00
AFP05	Lockbox Services	\$10.00
AFP10	Depository Services	\$14,947.64
AFP15	Paper Disbursement Services	\$263.24
AFP20	Paper Disb. Reconciliation Services	\$65.38
AFP25	General ACH Services	\$36,601.06
AFP26	ACH Concentration Services	\$0.00
AFP30	EDI Payment Services	\$151.18
AFP35	Wire and Other Funds Xfer Services	\$4,624.00
AFP40	Information Services	\$5,653.37
AFP45	Investment/Custody Services	\$0.00
AFP99	Undefined Services	\$0.00
Total		\$63,225.87



Account Analysis Statement January 2017

Relationship Summary

Relationship Name : *TREASURER OF STATE

Service Activity Details					
Service Codes	Services	Quantity	Unit Price	Total Service Charges	Balance Needed To Support Services
00	Balance & Compensation Information				
00 02 12 H	Uncollected Fund Direct Charge	0	\$0.00	\$0.00	\$0.00
00 02 30	Deposit Assessment			\$0.00	\$0.00
	AFP00 TOTAL			\$0.00	\$0.00
01	General Account Services				
01 00 00	Maintenance	63	\$8.00	\$504.00	\$572,725.44
01 00 99	ZBA Concentration Account	6	\$10.00	\$60.00	\$68,181.60
01 00 99	ZBA Subsidiary Accounts	49	\$4.00	\$196.00	\$222,726.56
01 02 02	KTT ZBA Report	1	\$0.00	\$0.00	\$0.00
01 03 00	DDA Paper Statement	15	\$6.00	\$90.00	\$102,272.40
01 03 07	KTT Corp Banking Statement	127	\$0.00	\$0.00	\$0.00
01 03 99	DDA Stmt Special Cut	6	\$5.00	\$30.00	\$34,090.80
01 03 99	Statement Duplicate Copy	3	\$10.00	\$30.00	\$34,090.80
01 04 07	KTT Analysis Statement	1	\$0.00	\$0.00	\$0.00
01 04 40	Electronic Analysis Statement	1	\$0.00	\$0.00	\$0.00
01 04 47	KTT RPM 822 Statement	1	\$0.00	\$0.00	\$0.00
	AFP01 TOTAL			\$910.00	\$1,034,087.60
05	Lockbox Services				
05 04 00	KTT Receivables Base Fee	1	\$5.00	\$5.00	\$5,681.80
05 04 24	KTT LBX Image Base Fee	1	\$5.00	\$5.00	\$5,681.80
	AFP05 TOTAL			\$10.00	\$11,363.60
10	Depository Services				
10 00 00	Branch Deposited Cash	21,701.70	\$0.0005	\$10.84	\$12,330.45
10 01 00	Vault Deposited Cash	345,929.25	\$0.0005	\$172.96	\$196,550.08
10 02 00	Deposits Branch\Night Drop Tkt	176	\$0.08	\$14.08	\$15,999.92
10 02 00	Deposits Key Capture Ticket	422	\$0.08	\$33.76	\$38,363.51
10 02 00	Deposits Key Image Cash Letter	77	\$0.08	\$6.16	\$6,999.97
10 02 00	Deposits Vault Ticket	22	\$0.08	\$1.76	\$1,999.99
10 02 00	Miscellaneous Deposit Tickets	4	\$0.55	\$2.20	\$2,499.98
10 02 1B	Electronic Item Clearing Fee	18,852	\$0.07	\$1,319.64	\$1,499,586.11
10 02 1B	ICL Clear Agent	100,183	\$0.07	\$7,012.81	\$7,969,076.77
10 02 10	ICL On-Us	14,304	\$0.03	\$429.12	\$487,634.80
10 02 18	ICL Direct Send	148,197	\$0.03	\$4,445.91	\$5,052,154.28
10 02 24	Branch Per Item Charge	675	\$0.10	\$67.50	\$76,704.28
10 03 10	Canadian Deposited Item	1	\$2.50	\$2.50	\$2,840.90
10 04 00	Check Charge Backs	168	\$1.00	\$168.00	\$190,908.48
10 04 02	Redeposited Returned	176	\$1.50	\$264.00	\$299,999.04
10 04 16	KTT Return Item Report	1	\$5.00	\$5.00	\$5,681.80
10 04 16	Return Advice Image Inquiry	1	\$0.00	\$0.00	\$0.00
10 04 16	Return Item Image	44	\$0.50	\$22.00	\$24,999.92
10 06 00	Deposit Recon Maintenance	1	\$10.00	\$10.00	\$11,363.60
10 06 10	Deposit Recon Per Deposit	34	\$0.10	\$3.40	\$3,863.62
10 99 99	ICL Monthly Fee	2	\$100.00	\$200.00	\$227,272.00



Account Analysis Statement

January 2017

Relationship Summary

Relationship Name : *TREASURER OF STATE

Service Activity Details - Continued					
<i>Service Codes</i>	<i>Services</i>	<i>Quantity</i>	<i>Unit Price</i>	<i>Total Service Charges</i>	<i>Balance Needed To Support Services</i>
10 99 99	RDC Monthly Fee	27	\$28.00	\$756.00	\$859,088.16
	AFP10 TOTAL			\$14,947.64	\$16,985,917.66
15	Paper Disbursement Services				
15 00 30	Positive Pay Maintenance	2	\$5.00	\$10.00	\$11,363.60
15 01 00	Checks/Debits Paid	763	\$0.045	\$34.34	\$39,016.92
15 01 20	Positive Pay Per Item	769	\$0.02	\$15.38	\$17,477.21
15 03 22	Pospay/ Pymt Protection Return	5	\$0.00	\$0.00	\$0.00
15 04 10	KTT Stop Payment Entry	6	\$2.50	\$15.00	\$17,045.40
15 13 51	RDC Scanned Item	18,852	\$0.01	\$188.52	\$214,226.58
	AFP15 TOTAL			\$263.24	\$299,129.71
20	Paper Disb. Reconciliation Services				
20 00 10	Reconciliation Maintenance	2	\$10.00	\$20.00	\$22,727.20
20 01 10	Reconciliation Per Item	769	\$0.02	\$15.38	\$17,477.21
20 02 01	ARP Weekly Trans Input/Month	1	\$20.00	\$20.00	\$22,727.20
20 03 24	ARP Recon Paper Report	1	\$10.00	\$10.00	\$11,363.60
	AFP20 TOTAL			\$65.38	\$74,295.21
25	General ACH Services				
25 00 00	ACH Monthly Fee	10	\$10.00	\$100.00	\$113,636.00
25 01 00	Orig ACH Dr Via Direct Send	286,378	\$0.025	\$7,159.45	\$8,135,712.59
25 01 00	Orig ACH Dr Via KTT Transfer	2,391	\$0.025	\$59.78	\$67,925.91
25 01 00	Originated ACH Debit Via KTT	227	\$0.025	\$5.68	\$6,448.84
25 01 01	ACH Tax Payment Via KTT	3	\$1.00	\$3.00	\$3,409.08
25 01 01	Orig ACH Cr Via Direct Send	441,791	\$0.025	\$11,044.80	\$12,550,840.49
25 01 01	Originated ACH Credit Via KTT	1,096	\$0.025	\$27.40	\$31,136.26
25 01 10	ACH Item Min Per File (<250)	724	\$1.00	\$724.00	\$822,724.64
25 01 20	ACH Addenda Originated	238,800	\$0.025	\$5,970.02	\$6,784,069.16
25 01 40	Originated Late File Surcharge	201	\$0.75	\$150.75	\$171,306.27
25 02 00	Incoming ACH Debit Item	26	\$0.025	\$0.66	\$738.61
25 02 01	Incoming ACH Credit Item	75,651	\$0.025	\$1,891.40	\$2,149,169.05
25 02 20	ACH Received Addenda	85,103	\$0.025	\$2,127.62	\$2,417,691.02
25 03 02	ACH Return Items	2,201	\$0.50	\$1,100.50	\$1,250,564.18
25 03 02	Unauthorized ACH Item Return	216	\$5.00	\$1,080.00	\$1,227,268.80
25 04 01	CAR,Noc,Rtn Rpt Via E-Mail	237	\$4.00	\$948.00	\$1,077,269.28
25 05 01	ACH Data Transmission	304	\$5.00	\$1,520.00	\$1,727,267.20
25 06 40	ACH Reversal Or Deletion	22	\$10.00	\$220.00	\$249,999.20
25 07 01	CAR Report Via KTT IR	1	\$0.00	\$0.00	\$0.00
25 07 01	Rtn ACH Converted Draft Rpt	1	\$0.00	\$0.00	\$0.00
25 07 01	Rtn ACH Resubmitted Via ACH Rpt	1	\$0.00	\$0.00	\$0.00
25 10 00	ACH Setup	4	\$0.00	\$0.00	\$0.00
25 10 52	EPA Admin Fee/Month	58	\$3.00	\$174.00	\$197,726.64
25 10 70	ACH Noc	4,408	\$0.50	\$2,204.00	\$2,504,537.44
25 11 00	ACH Direct Monthly Maint	1	\$15.00	\$15.00	\$17,045.40
25 11 00	KTT ACH Monthly Base Fee	1	\$15.00	\$15.00	\$17,045.40



Account Analysis Statement

January 2017

Relationship Summary

Relationship Name : *TREASURER OF STATE

Service Activity Details - Continued					
Service Codes	Services	Quantity	Unit Price	Total Service Charges	Balance Needed To Support Services
25 99 99	ACH Letter of Indemnity	2	\$30.00	\$60.00	\$68,181.60
	AFP25 TOTAL			\$36,601.06	\$41,591,713.06
26	ACH Concentration Services				
26 04 00	ACH Reports	1	\$0.00	\$0.00	\$0.00
	AFP26 TOTAL			\$0.00	\$0.00
30	EDI Payment Services				
30 00 00	Monthly EDI Origination Fee	2	\$5.00	\$10.00	\$11,363.60
30 02 10	EDI Translation Fee/1000 Chara	1,647	\$0.025	\$41.18	\$46,789.62
30 02 25	KTT EDI Remittance Report	1	\$0.00	\$0.00	\$0.00
30 05 00	EDI Per File Orig/Recd Fee	20	\$5.00	\$100.00	\$113,636.00
	AFP30 TOTAL			\$151.18	\$171,789.22
35	Wire and Other Funds Xfer Services				
35 01 00	KTT Domestic Repeat	6	\$5.00	\$30.00	\$34,090.80
35 01 03	KTT Domestic Nonrepeat	20	\$5.00	\$100.00	\$113,636.00
35 01 13	KTT International Nonrepeat	3	\$10.00	\$30.00	\$34,090.80
35 01 20	KTT Internal Repeat	79	\$3.50	\$276.50	\$314,203.54
35 01 23	KTT Internal Nonrepeat	11	\$3.50	\$38.50	\$43,749.86
35 03 00	Incoming Domestic Wire Manual	2	\$8.00	\$16.00	\$18,181.76
35 03 00	Incoming Domestic Wire Stp	511	\$8.00	\$4,088.00	\$4,645,439.68
35 04 11	Wire Mail Advice For Incoming	4	\$5.00	\$20.00	\$22,727.20
35 06 00	KTT Wire Maintenance	1	\$25.00	\$25.00	\$28,409.00
35 40 0Z	KTT Incoming/Outgoing Wire Rpt	1	\$0.00	\$0.00	\$0.00
	AFP35 TOTAL			\$4,624.00	\$5,254,528.64
40	Information Services				
40 00 12	KTT BAI2 Previous Day File	1	\$2.50	\$2.50	\$2,840.90
40 00 15	KTT BAI2 Intraday File	1	\$2.50	\$2.50	\$2,840.90
40 00 52	KTT Previous Day Report	127	\$0.00	\$0.00	\$0.00
40 00 55	KTT Intraday Report	127	\$0.00	\$0.00	\$0.00
40 01 10	BAI File Transfer Per Acct	152	\$5.00	\$760.00	\$863,633.60
40 01 10	BAI File Xfer Per Detail	157,926	\$0.014	\$2,210.96	\$2,512,451.05
40 01 10	BAI Per File Transfer Fee	63	\$2.50	\$157.50	\$178,976.70
40 02 10	KTT Account Management Access	1	\$20.00	\$20.00	\$22,727.20
40 02 71	KTT Previous Day Detail Items	78,046	\$0.016	\$1,248.74	\$1,419,013.64
40 02 74	KTT Intraday Detail Items	77,698	\$0.016	\$1,243.17	\$1,412,686.38
40 08 00	Long-Term Image Access	16	\$0.50	\$8.00	\$9,090.88
	AFP40 TOTAL			\$5,653.37	\$6,424,261.25
45	Investment/Custody Services				
45 04 03	KTT Investments Confirm Report	1	\$0.00	\$0.00	\$0.00
	AFP45 TOTAL			\$0.00	\$0.00
99	Undefined Services				



Account Analysis Statement

January 2017

Relationship Summary

Relationship Name : *TREASURER OF STATE

Service Activity Details - Continued					
<i>Service Codes</i>	<i>Services</i>	<i>Quantity</i>	<i>Unit Price</i>	<i>Total Service Charges</i>	<i>Balance Needed To Support Services</i>
99 99 99	Public Reloadable	3	\$0.00	\$0.00	\$0.00
	AFP99 TOTAL			\$0.00	\$0.00
	Total			\$63,225.87	\$71,847,085.95



STATE BOARD OF DEPOSIT STATE OF OHIO

Members:
Josh Mandel, Chairman
Treasurer of State
Mike DeWine
Attorney General
Dave Yost
Auditor of State

CERTIFICATION OF THE EXPENSES OF THE STATE BOARD OF DEPOSIT

In accordance with Chapter 135.02 of the Ohio Revised Code, the undersigned, Chairman and Secretary of the State Board of Deposit of the State of Ohio, hereby certifies that the necessary expenses of the Board, which represent KeyBank trust banking fees for January 2017, are \$8,986.44.

Josh Mandel

CHAIRMAN

Stacy Cumberlander

SECRETARY

March 10, 2017

DATE



Revenue Administration
OH-01-49-0353
4900 Tiedeman Road
Brooklyn, OH 44144

Fee Invoice

STATE OF OH-REGULAR INVE 0900160
Services Provided for the Period: 12/31/2016 - 01/31/2017

TREASURER OF STATE
ATTN: FISCAL OFFICE
30 EAST BROAD ST 10TH FLOOR
COLUMBUS OH 43215-3414

STATE OF OH-REGULAR INVE AGENT FOR

Invoice Reference No: 0000YBY2C000

Billing Account Number: 0900160

Invoice Date: 03/01/2017

Payment Due Date: 04/01/2017

Invoice for Services and Expenses

Amount Due	Service Charges	Expense		Total
		Disbursements	Fee Refunds	
Outstanding Balance from Prior Invoice	24,588.46	0.00	0.00	24,588.46
Current Fees for Services and Expenses	8,998.44	0.00	12.00	8,996.44
Less Fee Collections	17,029.73	0.00	0.00	17,029.73
Please Pay this Amount	16,557.17	0.00	12.00	16,545.17

How to Contact Us:

Relationship Manager
THOR G HARALDSSON
216-688-3675
216-370-4071
THOR_G_HARALDSSON@KEYBANK.COM

Invoice
Return to KeyBank

001-02032017-000102

Make check payable to:
KeyBank
Revenue Administration
PO Box 74543
Cleveland, Ohio 44194-4543

Please include account number and
invoice reference number on your check

*CMR
3-1-17*

*CMR
3-2-17*

[Signature]
3/13/17



Fee Invoice

Revenue Administration
OH-01-49-0353
4900 Tiedeman Road
Brooklyn, OH 44144

STATE OF OH-REGULAR INVE 0900160
Services Provided for the Period: 12/31/2016 - 01/31/2017

TREASURER OF STATE
ATN: FISCAL OFFICE
30 EAST BROAD ST 10TH FLOOR
COLUMBUS OH 43215-3414

STATE OF OH-REGULAR INVE AGENT FOR

Invoice Reference No: 0000BY2C000

Billing Account Number: 0900160

Invoice Date: 03/01/2017

Payment Due Date: 04/01/2017

Services for the Following Accounts/Portfolios

Portfolio Number	Name of Portfolio	Market Value for Fee Purposes
0900160.1	STATE OF OH-REGULAR INVEST-REG PRI USD	4,584,505,541
0900160.2	STATE OF OH-REGULAR INVEST CORP PRI USD	901,164,236
0900160.4	STATE OF OH-REGULAR CORE PRI USD	2,069,595,545
0900160.5	STATE OF OH-REGULAR INVT-TRES PRI USD	1,746,334,650
0900160.6	STATE OF OH-STRUCTURED INVT MISC PRI USD	376,153,125
0900160.8	STATE OF OH-OLC MEGA MILLIONS PRI USD	112,276,468
Total Market Value for Fee Purposes		9,790,029,565

Invoice for Services and Expenses

Amount Due	Service Charges	Expense Disbursements	Fee Refunds	Total
Outstanding Balance from Prior Invoice	24,588.46	0.00	0.00	24,588.46
Current Fees for Services and Expenses	8,996.44	0.00	12.00	8,996.44
Less Fee Collections	17,029.73	0.00	0.00	17,029.73
Please Pay this Amount	16,557.17	0.00	12.00	16,545.17


How to Contact Us:

Relationship Manager
THOR G HARALDSSON
216-689-3675
216-370-4071
THOR.G.HARALDSSON@KEYBANK.COM

Make check payable to: Please include account number and
KeyBank invoice reference number on your check
Revenue Administration
PO Box 74543
Cleveland, Ohio 44194-4543

Invoice
Client Copy

001-02032017-000102



Fee Invoice

Revenue Administration
OH-01-49-0353
4900 Tiedeman Road
Brooklyn, OH 44144

STATE OF OH-REGULAR INVE 0900160
Services Provided for the Period: 12/31/2016 - 01/31/2017

Invoice Reference No: 0000YBY2C000 Billing Account Number: 0900160


Invoice Date: 03/01/2017

Payment Due Date: 04/01/2017

Summary of Current Charges and Expenses

Base Currency: USD

Fee Type Description	Quantity	Service Charges	Expense Disbursements	Total
Account Maintenance	9,790,029,565	7,750.44	0.00	7,750.44
Depository Eligible Trades - \$4	192	768.00	0.00	768.00
Depository/ Ineligible Trades - \$1/2	40	480.00	0.00	480.00
Total Current Charges and Expenses		8,998.44	0.00	8,998.44



Fee Invoice

STATE OF OH-REGULAR INVE 0900160
Services Provided for the Period: 12/31/2016 - 01/31/2017

Invoice Reference No: 00007BY2C000 Billing Account Number: 0900160 Invoice Date: 03/01/2017 Payment Due Date: 04/01/2017

Summary of Current Charges and Expenses Base Currency: USD

Summary by Account/Portfolio Detail

Portfolio Number	Name of Portfolio	Service Charges	Expense Disbursements	Total
0900160.1	STATE OF OH-REGULAR INVEST-REG PRI USD	4,557.41	0.00	4,557.41
0900160.2	STATE OF OH-REGULAR INVEST CORP PRI USD	737.42	0.00	737.42
0900160.4	STATE OF OH-REGULAR CORE PRI USD	1,690.43	0.00	1,690.43
0900160.5	STATE OF OH-REGULAR INVT-TRES PRI USD	1,438.51	0.00	1,438.51
0900160.6	STATE OF OH-STRUCTURED INVT MISC PRI USD	485.79	0.00	485.79
0900160.8	STATE OF OH-OLC MEGA MILLIONS PRI USD	88.88	0.00	88.88
Total Current Charges and Expenses				8,998.44



Fee Invoice

STATE OF OH-REGULAR INVE 0900160
 Services Provided for the Period: 12/31/2016 - 01/31/2017

Invoice Reference No: 0000YBY2C000

Billing Account Number: 0900160

Invoice Date: 03/01/2017

Payment Due Date: 04/01/2017

Summary of Current Charges and Expenses

Base Currency: USD

Account Maintenance

Fee Period:

12/31/2016 to 01/31/2017

Portfolio Number	Name of Portfolio	Quantity	Percent of Total	Fee for the Period
0900160.1	STATE OF OH-REGULAR INVEST-REG PRI USD	4,584,505,541	46.83%	3,629.41
0900160.2	STATE OF OH-REGULAR INVEST CORP PRI USD	901,164,236	9.20%	713.42
0900160.4	STATE OF OH-REGULAR CORE PRI USD	2,089,595,545	21.14%	1,638.43
0900160.5	STATE OF OH-REGULAR INVT-TRES PRI USD	1,746,334,650	17.84%	1,382.51
0900160.6	STATE OF OH-STRUCTURED INVT MISC PRI USD	376,153,125	3.84%	297.79
0900160.8	STATE OF OH-OLC MEGA MILLIONS PRI USD	112,276,468	1.15%	88.88
Total Fee for the Period				9,790,029,565

Fee Calculations			
Rate	Charge Breakpoint	Quantity	Estimated Annual Fee
0.0000095	1000	1,000	0.01
0.0000095	0	9,790,028,565	93,005.27
Total			93,005.28
Total Fee for Period			7,750.44

Depository Eligible Trades - \$4

Fee Period:

12/31/2016 to 01/31/2017

Portfolio Number	Name of Portfolio	Quantity	Percent of Total	Fee for the Period
0900160.1	STATE OF OH-REGULAR INVEST-REG PRI USD	112	58%	448.00
0900160.2	STATE OF OH-REGULAR INVEST CORP PRI USD	6	3%	24.00
0900160.4	STATE OF OH-REGULAR CORE PRI USD	13	7%	52.00
0900160.5	STATE OF OH-REGULAR INVT-TRES PRI USD	14	7%	56.00
0900160.6	STATE OF OH-STRUCTURED INVT MISC PRI USD	47	24%	188.00
Total Fee for the Period				768.00

Fee Calculations			
Rate	Charge Breakpoint	Quantity	Estimated Annual Fee
4	0	192	768.00
Total			768.00
Total Fee for Period			768.00



Fee Invoice

STATE OF OH-REGULAR INVE 0900160
Services Provided for the Period: 12/31/2016 - 01/31/2017

Invoice Reference No: 0000YBYZC000

Billing Account Number: 0900160

Invoice Date: 03/01/2017

Payment Due Date: 04/01/2017

Summary of Current Charges and Expenses

Base Currency: USD

Depository Ineligible Trades - \$12

Allocation of Fee to Portfolios

Portfolio Number	Name of Portfolio	Quantity	Percent of Total	Fee for the Period
0900160.1	STATE OF OH-REGULAR INVEST-REG PRI USD	40	100.00%	480.00
Total Fee for the Period				480.00

Fee Period:

12/31/2016 to 01/31/2017

Fee Calculations			
Rate	Charge Breakpoint	Quantity	Estimated Annual Fee
12	0	40	480.00
Total			480.00
Total Fee for Period			

Total Current Charges and Expenses

8,998.44

Refunds and Reimbursements

Base Currency: USD

Allocation of Fee to Portfolios


0900160.1	STATE OF OH-REGULAR INVEST-REG PRI USD	4.00
0900160.5	STATE OF OH-REGULAR INVT-TRES PRI USD	4.00
0900160.6	STATE OF OH-STRUCTURED INVT MISC PRI USD	4.00
Total Refunds and Reimbursements		12.00

Total Current Charges and Expenses

8,986.44

Invoice Total

16,545.17



STATE BOARD OF DEPOSIT STATE OF OHIO

Members:

Josh Mandel, Chairman
Treasurer of State

Mike DeWine
Attorney General

Dave Yost
Auditor of State

CERTIFICATION OF THE EXPENSES OF THE STATE BOARD OF DEPOSIT

In accordance with Chapter 135.02 of the Ohio Revised Code, the undersigned, Chairman and Secretary of the State Board of Deposit of the State of Ohio, hereby certifies that the necessary expenses of the Board, which represent KeyBank banking fees [Warrant Settlement] for the month of January 2017, are \$5,187.72.

Josh Mandel

CHAIRMAN

Stacey Sumner-Cauder

SECRETARY

March 10, 2017

DATE



KeyBank National Association
 Account Analysis, OH-01-51-2005
 4910 Tiedeman Road
 Brooklyn, OH 44144-2338

Account Analysis Statement January 2017

*TREASURER OF STATE OF OHIO
 30 EAST BROAD STREET 10TH FLOOR
 ATTN ACCOUNTING/RECONCILIATION
 COLUMBUS OH 43215-3414

Relationship Overview : *TREASURER OF STATE OF OHIO

Balance Summary	
Average Ledger Balance	\$301.13
LESS: Average Float	(\$0.00)
Average Collected Balance	\$301.13
Average Positive Collected Balance	\$301.13
Balance Available to Support Services	\$301.13
LESS: Balance Needed To Support Services	(\$5,895,412.95)
Balance Deficiency/Surplus for Eligible Services	(\$5,895,111.82)

Billing Information	
Settlement Cycle	Monthly
Payment Method	Invoice
Billing Account	XXXXXXXX6396
Days in the Month	31

Service Charge Summary	
Service Charges Eligible for Earnings Credit	\$5,187.98
LESS: Earnings Credit Allowance	(\$0.26)
Service Charges Due	\$5,187.72

[Handwritten Signature]

An invoice will be distributed on approximately the 15th business day of the month.

Trend Analysis ^								
Months	Average Ledger Balance	Average Collected Balance	Balance Available to Support Services	Balance Needed to Support Services	Service Charges Eligible for Earnings Credit	Earnings Credit Allowance	Direct Service Charges	Service Charges Due
JAN	\$301	\$301	\$301	\$5,895,413	\$5,188	\$0	\$0	\$5,188
YTD	\$301	\$301	\$301	\$5,895,413	\$5,188	\$0	\$0	\$5,188

^ All numbers in this section are rounded to the nearest whole dollar

Please contact your Account Officer or the Commercial Business Banking Center at 1-800-821-2829 with questions.

Account Officer: Lara Deleone
 Center: 3080035 SO



Account Analysis Statement

January 2017

Relationship Summary

Relationship Overview : *TREASURER OF STATE OF OHIO
Accounts in Relationship: 1

Accounts Analyzed ^							
Account Number	Account Name	Earnings Credit Rate	Balance Needed to Support Services	Balance Available to Support Services	Service Charges Eligible for Earnings Credit	Direct Service Charges	Earnings Credit Allowance
149681006396	*TREASURER OF STATE - OHIO	1.04%	\$5,895,413	\$301	\$5,188	\$0	\$0
Total			\$5,895,413	\$301	\$5,188	\$0	\$0

^ All numbers in this section are rounded to the nearest whole dollar

* Notes the billing account for the relationship

Service Activity Summary		
Service Codes	Services	Total Service Charges
AFP00	Balance & Compensation Information	\$0.00
AFP01	General Account Services	\$0.00
AFP25	General ACH Services	\$0.00
AFP35	Wire and Other Funds Xfer Services	\$0.00
AFP99	Undefined Services	\$5,187.98
Total		\$5,187.98

Service Activity Details						
Service Codes	Services	Quantity	Unit Price	Total Service Charges	Balance Needed To Support Services	
00	Balance & Compensation Information					
00 02 30	Deposit Assessment			\$0.00	\$0.00	
	AFP00 TOTAL			\$0.00	\$0.00	
01	General Account Services					
01 00 00	Maintenance	1	\$0.00	\$0.00	\$0.00	
01 04 40	Electronic Analysis Statement	1	\$0.00	\$0.00	\$0.00	
	AFP01 TOTAL			\$0.00	\$0.00	
25	General ACH Services					
25 10 52	EPA Admin Fee/Month	1	\$0.00	\$0.00	\$0.00	
	AFP25 TOTAL			\$0.00	\$0.00	
35	Wire and Other Funds Xfer Services					
35 04 11	Wire Mail Advice For Incoming	20	\$0.00	\$0.00	\$0.00	
	AFP35 TOTAL			\$0.00	\$0.00	
99	Undefined Services					
99 99 99	Warrant Images Delivered	148,228	\$0.035	\$5,187.98	\$5,895,412.95	
	AFP99 TOTAL			\$5,187.98	\$5,895,412.95	
Total				\$5,187.98	\$5,895,412.95	



Account Analysis Statement

January 2017

Account Detail

Account Name: TREASURER OF STATE - OHIO , FBO KEY BANK WARRANT SETTLEMENT

AA

Account Number: 149681006396

Balance Summary	
Average Ledger Balance	\$301.13
LESS: Average Float	(\$0.00)
Average Collected Balance	\$301.13
Average Positive Collected Balance	\$301.13
Balance Available to Support Services	\$301.13

Rate and Other Information	
Earnings Credit Rate	1.04%
Service Charge Multiplier	\$1,136.36
Uncollected Funds Rate	0.00%

Service Charge Summary	
Service Charges Eligible for Earnings Credit	\$5,187.98
Earnings Credit Allowance	(\$0.26)
Service Charges Due	\$5,187.72

Service Activity Details					
Service Codes	Services	Quantity	Unit Price	Total Service Charges	Balance Needed To Support Services
00	Balance & Compensation Information				
00 02 30	Deposit Assessment			\$0.00	\$0.00
	AFP00 TOTAL			\$0.00	\$0.00
01	General Account Services				
01 00 00	Maintenance	1	\$0.00	\$0.00	\$0.00
01 04 40	Electronic Analysis Statement	1	\$0.00	\$0.00	\$0.00
	AFP01 TOTAL			\$0.00	\$0.00
25	General ACH Services				
25 10 52	EPA Admin Fee/Month	1	\$0.00	\$0.00	\$0.00
	AFP25 TOTAL			\$0.00	\$0.00
35	Wire and Other Funds Xfer Services				
35 04 11	Wire Mail Advice For Incoming	20	\$0.00	\$0.00	\$0.00
	AFP35 TOTAL			\$0.00	\$0.00
99	Undefined Services				
99 99 99	Warrant Images Delivered	148,228	\$0.035	\$5,187.98	\$5,895,412.95
	AFP99 TOTAL			\$5,187.98	\$5,895,412.95
	Total			\$5,187.98	\$5,895,412.95

Key Bank Account Analysis Verification - January 2017

Date	Key Bank File	Daily Reports	Difference
3-Jan-17	6,118	6,118	-
4-Jan-17	8,697	8,697	-
5-Jan-17	6,259	6,259	-
6-Jan-17	9,097	9,097	-
9-Jan-17	14,759	14,759	-
10-Jan-17	11,276	11,276	-
11-Jan-17	7,160	7,160	-
12-Jan-17	5,040	5,040	-
13-Jan-17	5,053	5,053	-
17-Jan-17	9,989	9,989	-
18-Jan-17	9,267	9,267	-
19-Jan-17	5,594	5,594	-
20-Jan-17	4,486	4,486	-
23-Jan-17	7,001	7,001	-
24-Jan-17	6,915	6,915	-
25-Jan-17	6,406	6,406	-
26-Jan-17	4,862	4,862	-
27-Jan-17	4,950	4,950	-
30-Jan-17	7,952	7,952	-
31-Jan-17	7,347	7,347	-
Totals	148,228	148,228	-


Verified by:

Jennifer Biedenharn

Board of Deposit
KeyBank State Regular Account 6396 - January 2017

Bank Code	Service Co Description	Unit Price	Total Unit	Total Amount	List Price	Variance	Comments
DDAWARIM	99 99 99 WARRANT IMAGES DELIVERED	\$ 0.035	148,228	\$ 5,187.98	\$ 5,187.98	\$ -	
							Amounts taken from KTT analysis statement-not generated from 822 file. Fees verified with the BSA fee schedule.
Total				\$ 5,187.98	\$ 5,187.98	\$ -	

Service Fee Total	\$ 5,187.98
Earnings Credit Allowance	\$ 0.26
Total	\$ 5,187.72



STATE BOARD OF DEPOSIT STATE OF OHIO

Members:
Josh Mandel, Chairman
Treasurer of State
Mike DeWine
Attorney General
Dave Yost
Auditor of State

CERTIFICATION OF THE EXPENSES OF THE STATE BOARD OF DEPOSIT

In accordance with Chapter 135.02 of the Ohio Revised Code, the undersigned, Chairman and Secretary of the State Board of Deposit of the State of Ohio, hereby certifies that the necessary expenses of the Board, which represent PNC banking fees [Dept. of Natural Resources – Mine Subsidence] for the month of January 2017, are \$650.58.

Josh Mandel

CHAIRMAN

Stacy Cumberlander

SECRETARY

March 10, 2017

DATE

Board of Deposit

PNC Mine Subsidence Insurance Fund 3911 - January 2017

Bank Code	Service Code	Description	Unit Price	Total Units	Total Amount	List Price	Variance	Comments
	5 01 00 00	ACCOUNT MAINTENANCE	5.00	1	5.00	5.00	-	
	9 01 02 00	REMOTE DEPOSIT CAPTURE-TICKETS	0.50	1	0.50	0.50	-	
	111 10 02 18	REMOTE DEPOSIT CHECK IMAGES	0.03	38	1.14	1.14	-	
	782 35 03 00	INCOMING WIRE TRANSFER	3.00	5	15.00	15.00	-	
	800 40 02 22	PREVIOUS DAY ACCOUNT	2.50	22	55.00	55.00	-	
	903 40 01 10	PINACLE TRANSMISSION MONTHLY FEE	50.00	1	50.00	50.00	-	
	918 40 99 99	PREVIOUS DAY DETAIL BAI	0.05	10131	506.55	506.55	-	
	1176 00 03 71	CHARGE FOR INVOICE	-	1	-	-	-	
	1626 25 10 52	ACH DEBIT BLOCK MONTHLY SERVICE	5.00	1	5.00	5.00	-	
	3238 35 01 09	PINACLE OUTGOING DOMESTIC	4.00	5	20.00	20.00	-	
	4059 40 99 99	PINACLE EVENT NOTIFICATION MONTH	10.00	1	10.00	10.00	-	
Total					668.19	668.19	-	

Service Fee Total	\$	668.19
Earnings Credit Allowance	\$	17.61
	\$	650.58



Visit us at pnc.com

ACCOUNT ANALYSIS STATEMENT

CLIENT NAME & ADDRESS STATE OF OHIO ODNR MINE SUBSTANCE INS FUND ATTN KYANA PIERSON 30 E BROAD ST 9TH FLOOR COLUMBUS OH 43215	ACCOUNT INFORMATION ACCOUNT 0001629970 SUMMARY TREASURY SCOTT A FRATTURELLI OFFICER (614) 463-7332 CLIENT TMCC@pnc.com SERVICES 1-800-669-1518 BILLING CYCLE MONTHLY	ANALYSIS PERIOD 01/01/2017 to 01/31/2017 STATEMENT DATE FEBRUARY 9, 2017
---	---	---

CURRENT MONTHLY BALANCE & COMPENSATION			
AVERAGE LEDGER BALANCE	56,990.24	EARNINGS ALLOWANCE (0.400 %)	17.61
LESS: DEPOSIT FLOAT	5,150.19	TOTAL ANALYZED CHARGES	668.19
AVERAGE COLLECTED BALANCE	51,840.05	EXCESS/(DEFICIT) FEES	650.58-
LESS: RESERVES(0.00 %)	0.00	TOTAL AMOUNT DUE	650.58
INVESTABLE BALANCE	51,840.05		(INVOICE) <i>PK 3/3/17</i>
COLLECTED BALANCE REQUIRED	1,966,850.68		
EXCESS/(DEFICIT) BALANCE	1,915,010.63-		

EARNINGS CREDIT RATE IS TIERED. THE HIGHEST TIER EARNINGS CREDIT RATE FOR NEXT MONTH IS: .400000 %

\$2943.55 IN COLLECTED BALANCE WILL PAY FOR \$1.00 IN SERVICES, BASED UPON THIS MONTH'S TIERED EARNINGS CREDIT RATE.

PAYMENT FOR THE ABOVE NOTED DEFICIENCY AMOUNT IS EXPECTED PROMPTLY UPON RECEIPT OF THE INVOICE.

SUMMARY OF ACCOUNT SERVICES

SERVICE DESCRIPTION	AFP CODE	VOLUME	UNIT PRICE	TOTAL PRICE	COLLECTED BALANCE REQUIRED
DEMAND DEPOSIT RELATED SERVICES					
ACCOUNT MAINTENANCE	01 00 00	1	5.0000	5.00	14,717.75
				\$5.00	\$14,717.75
REMOTE DEPOSIT RELATED SERVICES					
REMOTE DEPOSIT CAPTURE-TICKETS	01 02 00	1	0.5000	0.50	1,471.78
REMOTE DEPOSIT CHECK IMAGES	10 02 18	38	0.0300	1.14	3,355.65
				\$1.64	\$4,827.43
AUTOMATED CLEARINGHOUSE SERVICES					
ACH DEBIT BLOCK MONTHLY SERVICE	25 10 52	1	5.0000	5.00	14,717.75
				\$5.00	\$14,717.75
FUNDS TRANSFER SERVICES					
INCOMING WIRE TRANSFER	35 03 00	5	3.0000	15.00	44,153.25
PINACLE OUTGOING DOMESTIC	35 01 09	5	4.0000	20.00	58,871.00
				\$35.00	\$103,024.25
INFORMATION SERVICES					
PREVIOUS DAY ACCOUNT	40 02 22	22	2.5000	55.00	161,895.25
PINACLE TRANSMISSION MONTHLY FEE	40 01 10	1	50.0000	50.00	147,177.50
PREVIOUS DAY DETAIL BAI	40 99 99	10,131	0.0500	506.55	1,491,055.25
PINACLE EVENT NOTIFICATION MONTHLY	40 99 99	1	10.0000	10.00	29,435.50
				\$621.55	\$1,829,563.50



Visit us at pnc.com

ACCOUNT ANALYSIS STATEMENT

CLIENT NAME & ADDRESS	ACCOUNT INFORMATION	ANALYSIS PERIOD
STATE OF OHIO ODNR MINE SUBSTANCE INS FUND ATTN KYANA PIERSON 30 E BROAD ST 9TH FLOOR COLUMBUS OH 43215	ACCOUNT 0001629970 SUMMARY TREASURY SCOTT A FRATTURELLI OFFICER (614) 463-7332 CLIENT TMCC@pnc.com SERVICES 1-800-669-1518 BILLING CYCLE MONTHLY	01/01/2017 to 01/31/2017
		STATEMENT DATE
		FEBRUARY 9 , 2017

SUMMARY OF ACCOUNT SERVICES

SERVICE DESCRIPTION	AFP CODE	VOLUME	UNIT PRICE	TOTAL PRICE	COLLECTED BALANCE REQUIRED
TOTAL ANALYZED CHARGES :				\$668.19	\$1,966,850.68



Visit us at pnc.com

ACCOUNT ANALYSIS STATEMENT

CLIENT NAME & ADDRESS STATE OF OHIO ODNR MINE MINE SUBSIDENCE INSURANCE FUND C/O THE TREASURER OF STATE RECONCILIATION DEPT 30 E BROAD ST FL 10 COLUMBUS OH 43215-3414	ACCOUNT INFORMATION ACCOUNT 4006903911 TREASURY SCOTT A FRATTURELLI OFFICER (614) 463-7332 CLIENT TMCC@pnc.com SERVICES 1-800-669-1518 BILLING CYCLE MONTHLY	ANALYSIS PERIOD 01/01/2017 to 01/31/2017 STATEMENT DATE FEBRUARY 9, 2017
---	---	---

CURRENT MONTHLY BALANCE & COMPENSATION			
AVERAGE LEDGER BALANCE	56,990.24	EARNINGS ALLOWANCE (0.400 %)	17.61
LESS: DEPOSIT FLOAT	5,150.19	TOTAL ANALYZED CHARGES	668.19
AVERAGE COLLECTED BALANCE	<u>51,840.05</u>	EXCESS/(DEFICIT) FEES	650.58-
LESS: RESERVES(0.00 %)	0.00	(TRANSFERRED TO : 0001629970)	
INVESTABLE BALANCE	<u>51,840.05</u>		
COLLECTED BALANCE REQUIRED	1,966,850.68		
EXCESS/(DEFICIT) BALANCE	1,915,010.63-		

EARNINGS CREDIT RATE IS TIERED. THE HIGHEST TIER EARNINGS CREDIT RATE FOR NEXT MONTH IS: .400000 %

\$2943.55 IN COLLECTED BALANCE WILL PAY FOR \$1.00 IN SERVICES, BASED UPON THIS MONTH'S TIERED EARNINGS CREDIT RATE.

SUMMARY OF ACCOUNT SERVICES

SERVICE DESCRIPTION	AFP CODE	VOLUME	UNIT PRICE	TOTAL PRICE	COLLECTED BALANCE REQUIRED
DEMAND DEPOSIT RELATED SERVICES					
ACCOUNT MAINTENANCE	01 00 00	1	5.0000	5.00	14,717.75
				<u>\$5.00</u>	<u>\$14,717.75</u>
REMOTE DEPOSIT RELATED SERVICES					
REMOTE DEPOSIT CAPTURE-TICKETS	01 02 00	1	0.5000	0.50	1,471.78
REMOTE DEPOSIT CHECK IMAGES	10 02 18	38	0.0300	1.14	3,355.65
				<u>\$1.64</u>	<u>\$4,827.43</u>
AUTOMATED CLEARINGHOUSE SERVICES					
ACH DEBIT BLOCK MONTHLY SERVICE	25 10 52	1	5.0000	5.00	14,717.75
				<u>\$5.00</u>	<u>\$14,717.75</u>
FUNDS TRANSFER SERVICES					
INCOMING WIRE TRANSFER	35 03 00	5	3.0000	15.00	44,153.25
PINACLE OUTGOING DOMESTIC	35 01 09	5	4.0000	20.00	58,871.00
				<u>\$35.00</u>	<u>\$103,024.25</u>
INFORMATION SERVICES					
PREVIOUS DAY ACCOUNT	40 02 22	22	2.5000	55.00	161,895.25
PINACLE TRANSMISSION MONTHLY FEE	40 01 10	1	50.0000	50.00	147,177.50
PREVIOUS DAY DETAIL BAI	40 99 99	10,131	0.0500	506.55	1,491,055.25
PINACLE EVENT NOTIFICATION MONTHLY	40 99 99	1	10.0000	10.00	29,435.50
				<u>\$621.55</u>	<u>\$1,829,563.50</u>



Visit us at pnc.com

Page 5 of 6

ACCOUNT ANALYSIS STATEMENT

CLIENT NAME & ADDRESS	ACCOUNT INFORMATION	ANALYSIS PERIOD
STATE OF OHIO ODNR MINE MINE SUBSIDENCE INSURANCE FUND C/O THE TREASURER OF STATE RECONCILIATION DEPT 30 E BROAD ST FL 10 COLUMBUS OH 43215-3414	ACCOUNT 4006903911 TREASURY SCOTT A FRATTURELLI OFFICER (614) 463-7332 CLIENT TMCC@pnc.com SERVICES 1-800-669-1518 BILLING CYCLE MONTHLY	01/01/2017 to 01/31/2017
		STATEMENT DATE
		FEBRUARY 9, 2017

SUMMARY OF ACCOUNT SERVICES

SERVICE DESCRIPTION	AFP CODE	VOLUME	UNIT PRICE	TOTAL PRICE	COLLECTED BALANCE REQUIRED
TOTAL ANALYZED CHARGES :				\$668.19	\$1,966,850.68



ACCOUNT ANALYSIS STATEMENT

CLIENT NAME & ADDRESS	ACCOUNT INFORMATION	ANALYSIS PERIOD
STATE OF OHIO ODNR MINE SUBSTANCE INS FUND ATTN KYANA PIERSON 30 E BROAD ST 9TH FLOOR COLUMBUS OH 43215	ACCOUNT 0001629970 SUMMARY TREASURY SCOTT A FRATTURELLI OFFICER (614) 463-7332 CLIENT TMCC@pnc.com SERVICES 1-800-669-1518 BILLING CYCLE MONTHLY	01/01/2017 to 01/31/2017
		STATEMENT DATE
		FEBRUARY 9, 2017

YEAR-TO-DATE RELATIONSHIP SUMMARY

MONTH	ADJUSTED AVERAGE LEDGER BALANCE	ADJUSTED COLLECTED BALANCE	EARNINGS CREDIT RATE	TOTAL ACTIVITY CHARGES	COLLECTED BALANCE REQUIRED	EXCESS/(DEFICIT) BALANCE	EXCESS/(DEFICIT) FEE EQUIVALENT
JANUARY	56,990.24	51,840.05	.400000	668.19	1,966,850.68	1,915,010.63-	650.58-
QTR TOTAL	56,990.24	51,840.05		668.19	1,966,850.68	1,915,010.63-	650.58-
YTD TOTAL	56,990.24	51,840.05	.400000	668.19	1,966,850.68	1,915,010.63-	650.58-



STATE BOARD OF DEPOSIT STATE OF OHIO

Members:

Josh Mandel, Chairman
Treasurer of State
Mike DeWine
Attorney General
Dave Yost
Auditor of State

CERTIFICATION OF THE EXPENSES OF THE STATE BOARD OF DEPOSIT

In accordance with Chapter 135.02 of the Ohio Revised Code, the undersigned, Chairman and Secretary of the State Board of Deposit of the State of Ohio, hereby certifies that the necessary expenses of the Board, which represent PNC banking fees [Dept. of Natural Resources – Watercraft] for the month of January 2017, are \$15.86.

Josh Mandel

CHAIRMAN

Stacy L. Miller-Randall

SECRETARY

March 10, 2017

DATE

Board of Deposit

PNC ODNR Watercraft – Cambridge 4131 - January 2017

Bank Code	Service Code	Description	Unit Price	Total Units	Total Amount	List Price	Variance	Comments
	5 01 00 00	ACCOUNT MAINTENANCE	5.00	1	5.00	5.00	-	
	10 10 02 00	REGULAR DEPOSIT TICKET(N)	0.40	12	4.80	4.80	-	
	249 10 00 00	OTC DEPOSIT CASH	-	12	-	-	-	
	701 25 02 00	DEBITS RECEIVED	0.05	11	0.55	0.55	-	
	1176 00 03 71	CHARGE FOR INVOICE	-	1	-	-	-	
	1625 25 10 50	ACH POSITIVE PAY MONTHLY SERVICE	5.00	1	5.00	5.00	-	
	2074 10 00 15	CASH VERIFICATION OTC-10.00 UNIT	0.01	54	0.54	0.54	-	
Total					15.89	15.89	-	

Service Fee Total	\$	15.89
Earnings Credit Allowance	\$	0.03
	\$	15.86



Visit us at pnc.com

Page 1 of 4

ACCOUNT ANALYSIS STATEMENT

CLIENT NAME & ADDRESS	ACCOUNT INFORMATION	ANALYSIS PERIOD
STATE OF OHIO C/O ODNR DIVISION OF WATERCRAFT 30 E BROAD ST 9TH FLOOR COLUMBUS OH 43215	ACCOUNT 1000005500 SUMMARY TREASURY SCOTT A FRATTURELLI OFFICER (614) 463-7332 CLIENT TMCC@pnc.com SERVICES 1-800-669-1518	01/01/2017 to 01/31/2017
		STATEMENT DATE
		FEBRUARY 9, 2017

ACCOUNTS INCLUDED IN THIS ANALYSIS

BANK NUMBER	ACCOUNT NUMBER	ACCOUNT NAME	ACCOUNT TITLE
070	4210144131	ODNR DIVISION OF WATE	

PLEASE REVIEW YOUR ANALYSIS PROMPTLY. WE WILL GLADLY CORRECT ERRORS WITHIN 90 DAYS OF THE STATEMENT DATE. AFTER 90 DAYS, THE ANALYSIS IS DEEMED TO BE ACCURATE AND ADJUSTMENTS WILL NO LONGER BE PROCESSED.

GO PAPERLESS. SIGN-UP TODAY FOR FREE ONLINE CORPORATE ACCOUNT ANALYSIS STATEMENTS THAT YOU CAN ACCESS VIA PINACLE. ONLINE STATEMENTS CAN BE VIEWED SEVERAL DAYS EARLIER THAN IF THEY ARE SENT BY MAIL - WHICH IS GOOD NEWS FOR YOU AND THE ENVIRONMENT. ENROLL TODAY. FOR MORE INFORMATION, CALL TREASURY MANAGEMENT CLIENT CARE AT 1-800-669-1518 OR CONTACT YOUR TREASURY MANAGEMENT OFFICER OR SALES ASSOCIATE.

PLEASE BE ADVISED THAT THE STANDARD ACCOUNT BALANCE FEE OF \$0.0125 PER \$100.00 IS CHANGING TO 0.0142 PER \$100.00 EFFECTIVE WITH YOUR FEB 2017 ANALYSIS STATEMENT.



Visit us at pnc.com

ACCOUNT ANALYSIS STATEMENT

CLIENT NAME & ADDRESS STATE OF OHIO C/O ODNR DIVISION OF WATERCRAFT 30 E BROAD ST 9TH FLOOR COLUMBUS OH 43215	ACCOUNT INFORMATION ACCOUNT 1000005500 SUMMARY TREASURY SCOTT A FRATTURELLI OFFICER (614) 463-7332 CLIENT TMCC@pnc.com SERVICES 1-800-669-1518 BILLING CYCLE MONTHLY	ANALYSIS PERIOD 01/01/2017 to 01/31/2017 STATEMENT DATE FEBRUARY 9, 2017
--	---	---

CURRENT MONTHLY BALANCE & COMPENSATION			
AVERAGE LEDGER BALANCE	73.74	EARNINGS ALLOWANCE (0.400 %)	0.03
LESS: DEPOSIT FLOAT	0.00	TOTAL ANALYZED CHARGES	15.89
AVERAGE COLLECTED BALANCE	73.74	EXCESS/(DEFICIT) FEES	15.86-
LESS: RESERVES(0.00 %)	0.00	TOTAL AMOUNT DUE	15.86
INVESTABLE BALANCE	73.74		(INVOICE) <i>PK</i> <i>3/3/17</i>
COLLECTED BALANCE REQUIRED	46,773.01		
EXCESS/(DEFICIT) BALANCE	46,699.27-		

EARNINGS CREDIT RATE IS TIERED. THE HIGHEST TIER EARNINGS CREDIT RATE FOR NEXT MONTH IS: .400000 %

\$2943.55 IN COLLECTED BALANCE WILL PAY FOR \$1.00 IN SERVICES, BASED UPON THIS MONTH'S TIERED EARNINGS CREDIT RATE.

PAYMENT FOR THE ABOVE NOTED DEFICIENCY AMOUNT IS EXPECTED PROMPTLY UPON RECEIPT OF THE INVOICE.

SUMMARY OF ACCOUNT SERVICES

SERVICE DESCRIPTION	AFP CODE	VOLUME	UNIT PRICE	TOTAL PRICE	COLLECTED BALANCE REQUIRED
DEMAND DEPOSIT RELATED SERVICES					
ACCOUNT MAINTENANCE	01 00 00	1	5.0000	5.00	14,717.75
REGULAR DEPOSIT TICKET(N)	10 02 00	12	0.4000	4.80	14,129.04
				\$9.80	\$28,846.79
MISCELLANEOUS BRANCH SERVICES					
CASH VERIFICATION OTC-10.00 UNITS	10 00 15	54	0.0100	0.54	1,589.52
				\$0.54	\$1,589.52
AUTOMATED CLEARINGHOUSE SERVICES					
DEBITS RECEIVED	25 02 00	11	0.0500	0.55	1,618.95
ACH POSITIVE PAY MONTHLY SERVICE	25 10 50	1	5.0000	5.00	14,717.75
				\$5.55	\$16,336.70
TOTAL ANALYZED CHARGES :				\$15.89	\$46,773.01



Visit us at pnc.com

ACCOUNT ANALYSIS STATEMENT

CLIENT NAME & ADDRESS	ACCOUNT INFORMATION	ANALYSIS PERIOD
ODNR DIVISION OF WATERCRAFT	ACCOUNT 4210144131 TREASURY SCOTT A FRATTURELLI OFFICER (614) 463-7332 CLIENT TMCC@pnc.com SERVICES 1-800-669-1518 BILLING CYCLE MONTHLY	01/01/2017 to 01/31/2017
		STATEMENT DATE
		FEBRUARY 9, 2017

CURRENT MONTHLY BALANCE & COMPENSATION			
AVERAGE LEDGER BALANCE	73.74	EARNINGS ALLOWANCE (0.400 %)	0.03
LESS: DEPOSIT FLOAT	0.00	TOTAL ANALYZED CHARGES	15.89
AVERAGE COLLECTED BALANCE	73.74	EXCESS/(DEFICIT) FEES	15.86-
LESS: RESERVES(0.00 %)	0.00	(TRANSFERRED TO: 1000005500)	
INVESTABLE BALANCE	73.74		
COLLECTED BALANCE REQUIRED	46,773.01		
EXCESS/(DEFICIT) BALANCE	46,699.27-		

EARNINGS CREDIT RATE IS TIERED. THE HIGHEST TIER EARNINGS CREDIT RATE FOR NEXT MONTH IS: .400000 %

\$2943.55 IN COLLECTED BALANCE WILL PAY FOR \$1.00 IN SERVICES, BASED UPON THIS MONTH'S TIERED EARNINGS CREDIT RATE.

SUMMARY OF ACCOUNT SERVICES

SERVICE DESCRIPTION	AFP CODE	VOLUME	UNIT PRICE	TOTAL PRICE	COLLECTED BALANCE REQUIRED
DEMAND DEPOSIT RELATED SERVICES					
ACCOUNT MAINTENANCE	01 00 00	1	5.0000	5.00	14,717.75
REGULAR DEPOSIT TICKET(N)	10 02 00	12	0.4000	4.80	14,129.04
				\$9.80	\$28,846.79
MISCELLANEOUS BRANCH SERVICES					
CASH VERIFICATION OTC-10.00 UNITS	10 00 15	54	0.0100	0.54	1,589.52
				\$0.54	\$1,589.52
AUTOMATED CLEARINGHOUSE SERVICES					
DEBITS RECEIVED	25 02 00	11	0.0500	0.55	1,618.95
ACH POSITIVE PAY MONTHLY SERVICE	25 10 50	1	5.0000	5.00	14,717.75
				\$5.55	\$16,336.70
TOTAL ANALYZED CHARGES :				\$15.89	\$46,773.01



ACCOUNT ANALYSIS STATEMENT

CLIENT NAME & ADDRESS	ACCOUNT INFORMATION	ANALYSIS PERIOD
STATE OF OHIO C/O ODNR DIVISION OF WATERCRAFT 30 E BROAD ST 9TH FLOOR COLUMBUS OH 43215	ACCOUNT 1000005500 SUMMARY TREASURY SCOTT A FRATTURELLI OFFICER (614) 463-7332 CLIENT TMCC@pnc.com SERVICES 1-800-669-1518 BILLING CYCLE MONTHLY	01/01/2017 to 01/31/2017
		STATEMENT DATE
		FEBRUARY 9, 2017

YEAR-TO-DATE RELATIONSHIP SUMMARY

MONTH	ADJUSTED AVERAGE LEDGER BALANCE	ADJUSTED COLLECTED BALANCE	EARNINGS CREDIT RATE	TOTAL ACTIVITY CHARGES	COLLECTED BALANCE REQUIRED	EXCESS/(DEFICIT) BALANCE	EXCESS/(DEFICIT) FEE EQUIVALENT
JANUARY	73.74	73.74	.400000	15.89	46,773.01	46,699.27-	15.86-
QTR TOTAL	73.74	73.74		15.89	46,773.01	46,699.27-	15.86-
YTD TOTAL	73.74	73.74	.400000	15.89	46,773.01	46,699.27-	15.86-