

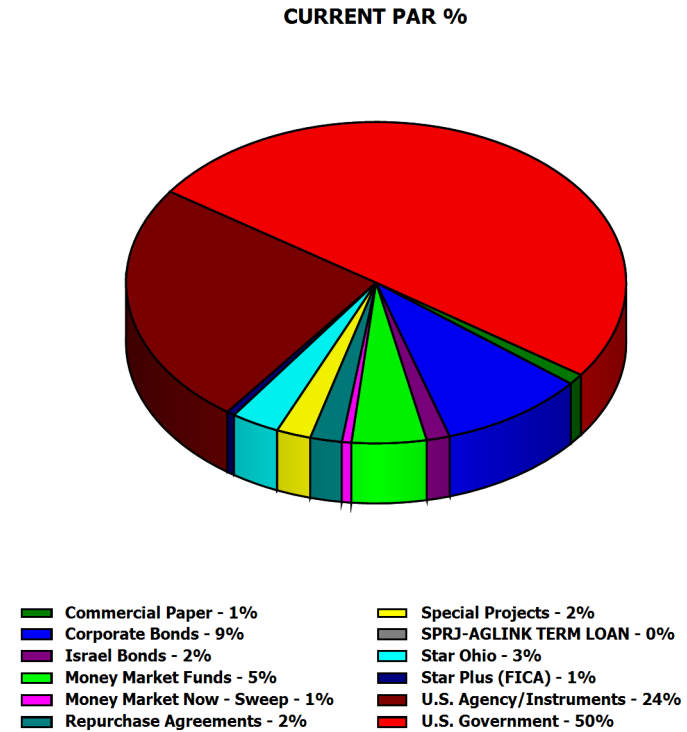
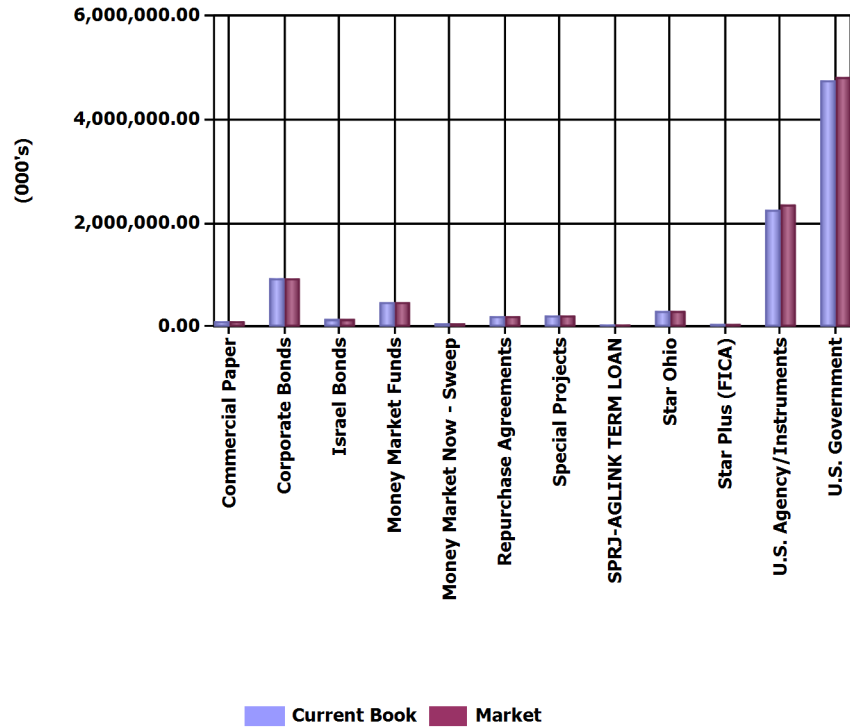


Run Date: 10/11/2017 8:00:52 AM

Investments Outstanding As Of Date: 9/29/2017

Assets (000's)	Current Par	Current Book	Current Market	Mkt/ Cur Book	Yield	WAL (Yr)	Mat (Yr)
Commercial Paper	105,446,103.43	105,434,047.87	105,443,436.76	100.01 %	1.15 %	.005	.005
Corporate Bonds	919,791,000.00	935,832,680.39	928,154,434.64	99.18 %	1.75 %	2.261	2.298
Israel Bonds	147,200,000.00	147,200,000.00	147,046,420.00	99.90 %	2.61 %	2.138	2.138
Money Market Funds	469,122,542.90	469,122,542.90	469,122,542.90	100.00 %	1.00 %	.003	.003
Money Market Now - Sweep	59,973,143.67	59,973,143.67	59,973,143.67	100.00 %	0.55 %	.003	.003
Repurchase Agreements	200,000,000.00	200,000,000.00	200,000,000.00	100.00 %	1.04 %	.008	.008
Special Projects	217,089,239.28	217,089,239.28	217,089,239.28	100.00 %	0.70 %	.590	.590
SPRJ-AGLINK TERM LOAN	150,000.00	150,000.00	150,000.00	100.00 %	0.75 %	.534	.534
Star Ohio	306,517,871.73	306,517,871.73	306,517,871.73	100.00 %	1.21 %	.003	.003
Star Plus (FICA)	50,519,475.99	50,519,475.99	50,519,475.99	100.00 %	0.90 %	.003	.003
U.S. Agency/Instruments	2,381,392,000.00	2,255,271,822.05	2,357,399,268.19	104.53 %	1.49 %	.913	2.286
U.S. Government	4,884,060,500.00	4,748,557,585.17	4,816,167,748.77	101.42 %	1.20 %	1.456	1.456
<b>Totals (000's):</b>	<b>9,741,261,877.00</b>	<b>9,495,668,409.05</b>	<b>9,657,583,581.93</b>	<b>101.71 %</b>	<b>1.31 %</b>	<b>1.213</b>	<b>1.552</b>

PORTFOLIO ALLOCATION



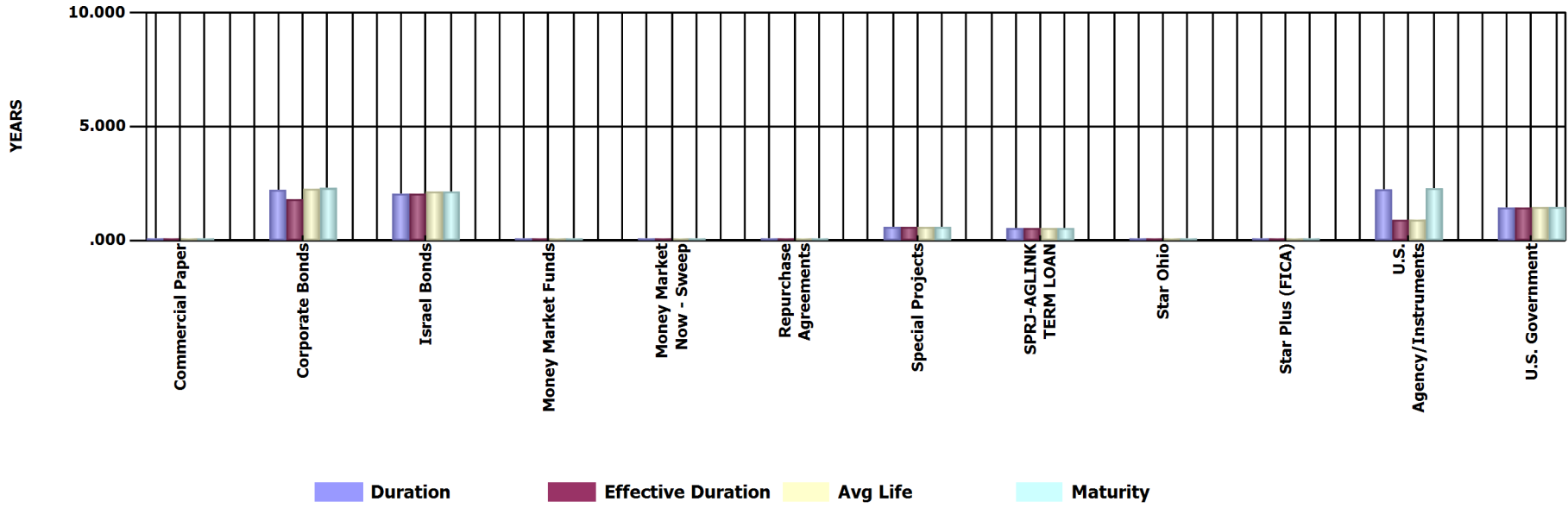


Run Date: 10/11/2017 8:00:52 AM

Investments Outstanding As Of Date: 9/29/2017

Assets (000's)	Current Par	Duration (Yr)	Effective Duration (Yr)	WAL (Yr)	Mat (Yr)
Commercial Paper	105,446.10	.005	.005	.005	.005
Corporate Bonds	919,791.00	2.217	1.805	2.261	2.298
Israel Bonds	147,200.00	2.046	2.046	2.138	2.138
Money Market Funds	469,122.54	.003	.003	.003	.003
Money Market Now - Sweep	59,973.14	.003	.003	.003	.003
Repurchase Agreements	200,000.00	.008	.008	.008	.008
Special Projects	217,089.24	.589	.589	.590	.590
SPRJ-AGLINK TERM LOAN	150.00	.534	.534	.534	.534
Star Ohio	306,517.87	.003	.003	.003	.003
Star Plus (FICA)	50,519.48	.003	.003	.003	.003
U.S. Agency/Instruments	2,381,392.00	2.237	.893	.913	2.286
U.S. Government	4,884,060.50	1.437	1.437	1.456	1.456
<b>Totals (000's):</b>	<b>9,741,261.88</b>	<b>1.521</b>	<b>1.154</b>	<b>1.213</b>	<b>1.552</b>

MATURITY ANALYSIS



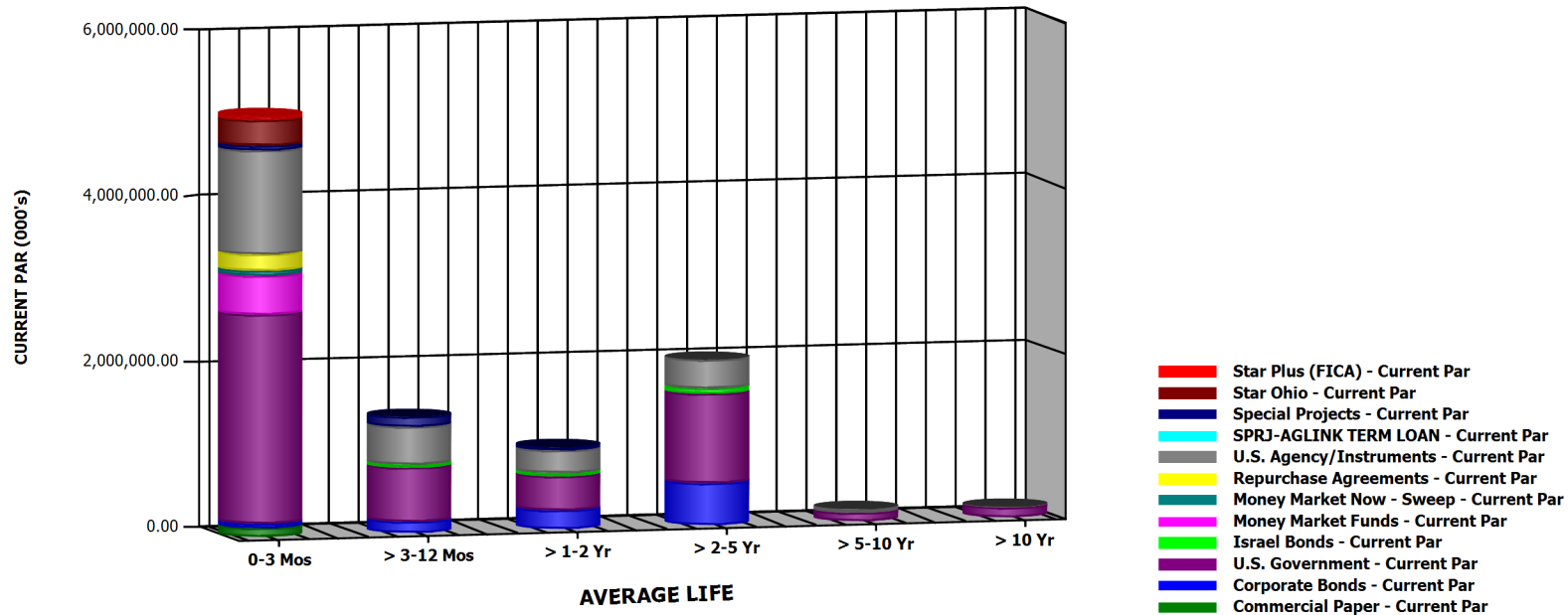


Run Date: 10/11/2017 8:00:52 AM

Investments Outstanding As Of Date: 9/29/2017

Current Par (000's)	0-3 Mos	> 3-12 Mos	> 1-2 Yr	> 2-5 Yr	> 5-10 Yr	> 10 Yr	Totals (000's)
Commercial Paper	105,446.10	0.00	0.00	0.00	0.00	0.00	105,446.10
Corporate Bonds	54,614.00	135,141.00	225,213.00	504,823.00	0.00	0.00	919,791.00
Israel Bonds	0.00	41,000.00	41,200.00	65,000.00	0.00	0.00	147,200.00
Money Market Funds	469,122.54	0.00	0.00	0.00	0.00	0.00	469,122.54
Money Market Now - Sweep	59,973.14	0.00	0.00	0.00	0.00	0.00	59,973.14
Repurchase Agreements	200,000.00	0.00	0.00	0.00	0.00	0.00	200,000.00
Special Projects	58,217.21	118,345.38	40,526.65	0.00	0.00	0.00	217,089.24
SPRJ-AGLINK TERM LOAN	0.00	150.00	0.00	0.00	0.00	0.00	150.00
Star Ohio	306,517.87	0.00	0.00	0.00	0.00	0.00	306,517.87
Star Plus (FICA)	50,519.48	0.00	0.00	0.00	0.00	0.00	50,519.48
U.S. Agency/Instruments	1,253,610.00	455,027.00	272,505.00	347,041.00	45,841.00	7,368.00	2,381,392.00
U.S. Government	2,523,953.00	651,328.25	410,071.25	1,080,663.75	99,908.25	118,136.00	4,884,060.50
Totals (000's):	5,081,973.35	1,400,991.63	989,515.90	1,997,527.75	145,749.25	125,504.00	9,741,261.88

AVERAGE LIFE DISTRIBUTION

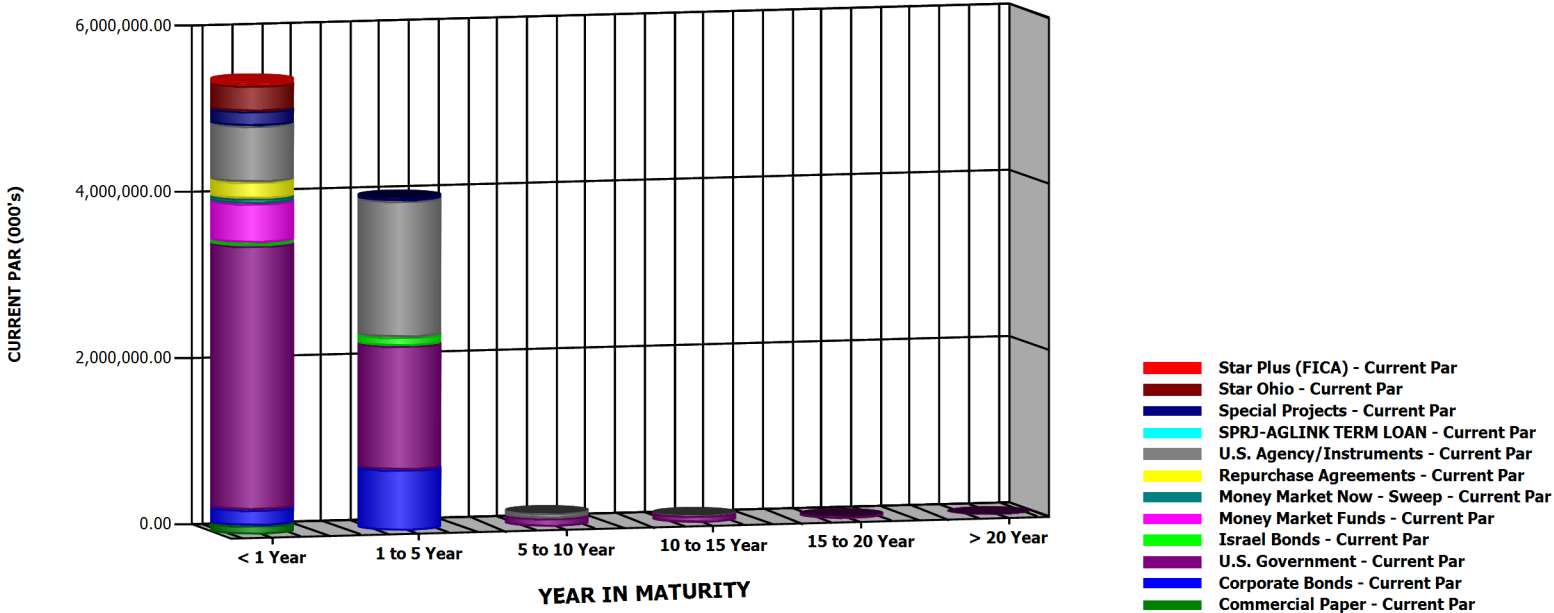




Run Date: 10/11/2017 8:00:52 AM

Investments Outstanding As Of Date: 9/29/2017

Current Par (000's)	< 1 Year	1 to 5 Year	5 to 10 Year	10 to 15 Year	15 to 20 Year	> 20 Year	Totals (000's)
Commercial Paper	105,446.10	0.00	0.00	0.00	0.00	0.00	105,446.10
Corporate Bonds	189,755.00	730,036.00	0.00	0.00	0.00	0.00	919,791.00
Israel Bonds	41,000.00	106,200.00	0.00	0.00	0.00	0.00	147,200.00
Money Market Funds	469,122.54	0.00	0.00	0.00	0.00	0.00	469,122.54
Money Market Now - Sweep	59,973.14	0.00	0.00	0.00	0.00	0.00	59,973.14
Repurchase Agreements	200,000.00	0.00	0.00	0.00	0.00	0.00	200,000.00
Special Projects	176,562.59	40,526.65	0.00	0.00	0.00	0.00	217,089.24
SPRJ-AGLINK TERM LOAN	150.00	0.00	0.00	0.00	0.00	0.00	150.00
Star Ohio	306,517.87	0.00	0.00	0.00	0.00	0.00	306,517.87
Star Plus (FICA)	50,519.48	0.00	0.00	0.00	0.00	0.00	50,519.48
U.S. Agency/Instruments	675,567.00	1,637,616.00	60,841.00	7,368.00	0.00	0.00	2,381,392.00
U.S. Government	3,175,281.25	1,490,735.00	99,908.25	83,769.25	28,814.75	5,552.00	4,884,060.50
Totals (000's):	5,449,894.98	4,005,113.65	160,749.25	91,137.25	28,814.75	5,552.00	9,741,261.88

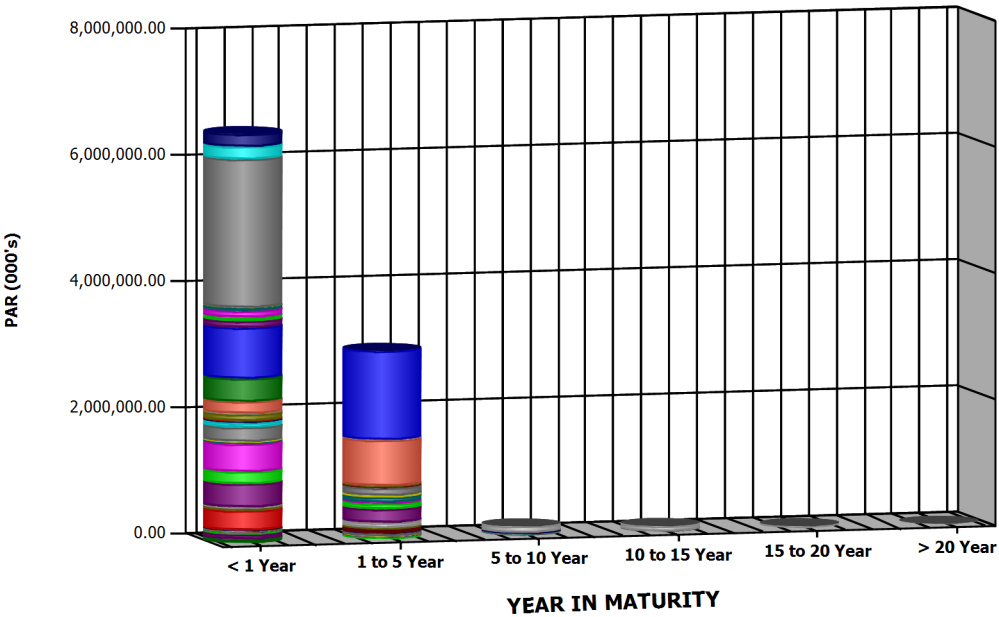




Run Date: 10/11/2017 8:00:52 AM

Investments Outstanding As Of Date: 9/29/2017

Par (000's)	< 1 Year	1 to 5 Year	5 to 10 Year	10 to 15 Year	15 to 20 Year	> 20 Year	Totals (000's)
Commercial Paper	105,446.10	0.00	0.00	0.00	0.00	0.00	105,446.10
Corporate Bonds	189,755.00	730,036.00	0.00	0.00	0.00	0.00	919,791.00
Israel Bonds	41,000.00	106,200.00	0.00	0.00	0.00	0.00	147,200.00
Money Market Funds	469,122.54	0.00	0.00	0.00	0.00	0.00	469,122.54
Money Market Now - Sweep	59,973.14	0.00	0.00	0.00	0.00	0.00	59,973.14
Repurchase Agreements	200,000.00	0.00	0.00	0.00	0.00	0.00	200,000.00
Special Projects	176,562.59	40,526.65	0.00	0.00	0.00	0.00	217,089.24
SPRJ-AGLINK TERM LOAN	150.00	0.00	0.00	0.00	0.00	0.00	150.00
Star Ohio	306,517.87	0.00	0.00	0.00	0.00	0.00	306,517.87
Star Plus (FICA)	50,519.48	0.00	0.00	0.00	0.00	0.00	50,519.48
U.S. Agency/Instruments	1,708,637.00	619,546.00	45,841.00	7,368.00	0.00	0.00	2,381,392.00
U.S. Government	3,175,281.25	1,490,735.00	99,908.25	83,769.25	28,814.75	5,552.00	4,884,060.50
Totals (000's):	6,482,964.98	2,987,043.65	145,749.25	91,137.25	28,814.75	5,552.00	9,741,261.88



- REPURCHASE AGREEMENT (TRI-PART - Par
- FHLB-GOVT-ACT/360-Z - Par
- GOVT-US-ACT/360-ZERO-Z - Par
- FFCB-GOVT-US-30/360-AT-MAT - Par
- STAR OHIO-STAR PLUS(REINV DVD) - Par
- COMMERCIAL PAPER - OPEN TERM - Par
- MONEY MARKET NOW - SWEEP ACCT - Par
- MONEY MARKET FUND - CASH ACCT - Par
- GOVT-US-ACT/ACT-FXD-S - Par
- MONEY MARKET NOW ACCT - Par
- CORP-US-ACT/360-FLT-Q - Par
- CORP-US-30/360-FXD-S - Par
- FHLB-GOVT-US-30/360-STEP-Q - Par
- FHLB-GOVT-US-30/360-STEP-S - Par
- FHLMC-GOVT-US-30/360-STEP-Q - Par
- FNMA-GOVT-US-30/360-STEP-S - Par
- FNMA-GOVT-US-30/360-STEP-Q - Par
- FHLMC-GOVT-US-30/360-STEP-S - Par
- FHLMC-GOVT-US-30/360-STEP-Q - Par
- FHLB-GOVT-US-30/360-FXD-S - Par
- ISRAEL-ACT/365-FLT-S - Par
- ISRAEL-ACT/365-FXD-S - Par
- FFCB-GOVT-US-30/360-FXD-S - Par
- FHLMC-GOVT-US-30/360-FXD-S - Par
- FNMA-GOVT-US-30/360-FXD-S - Par
- SPRJ-RE-ENERGIZE INT @ MATURIT - Par
- SPRJ-RE-ENERGIZE INT @ 6 MONTH - Par
- CP-DISC-US-ACT/360-ZERO-Z - Par
- FICO-GOVT-ACT/360-ZERO-Z - Par
- GOVT-US-ACT/ACT-ZERO-Z - Par
- TVA-US-30/360-FXD-S - Par
- STAR OHIO - CASH ACCT - Par
- FHLMC-GOVT-ACT/360-ZERO-Z - Par
- TVA-US-ACT/360-ZERO-Z - Par
- FED-GOVT-US-30/360-FXD-S - Par
- FNMA-GOVT-US-30/360-ZERO-Z - Par
- RFCG-GOVT-US-ACT/ACT-ZERO-Z - Par
- SPRJ-LINKED DEPOSIT-SM BUS - Par
- SPRJ-GROWNOW INT @ MATURITY - Par
- SPRJ-ECO-LINK - Par
- SPRJ-BIDOHIO - Par
- SPRJ-AGLINK TERM LOAN - Par
- SPRJ-AGLINK FIXED LINE OF CRED - Par

CALL/MATURITY DISTRIBUTION



Run Date: 10/11/2017 8:00:52 AM

Investments Outstanding As Of Date: 9/29/2017

INVENTORY BY MATURITY REPORT

CUSIP	Investment #	Fund	Issuer	Purchase Date	Current Book	Current Rate	Maturity Date	Current Par	YTM	Days to Maturity
27044	146173	2000	STAR OHIO 27044	05/31/2015	4,206,085.96	1.210	09/30/2017	4,206,085.96	1.210	1
10010	154433	1000	STAR OHIO 10010	05/31/2015	281,399,098.61	1.210	09/30/2017	281,399,098.61	1.210	1
63942	174457	1020	STAR OHIO 63942	05/31/2015	20,902,000.78	1.210	09/30/2017	20,902,000.78	1.210	1
70933	182202	1010	STAR OHIO 70933	05/31/2015	10,686.38	1.210	09/30/2017	10,686.38	1.210	1
38141W273	184539	1000	GOLDMAN SACHS FIN SQ GOV	05/31/2015	0.00	.915	09/30/2017	0.00	.915	1
NOWSW3006	193190	1000	NOW ACCT-SWEEP ACCT-300	05/31/2015	59,973,143.67	.550	09/30/2017	59,973,143.67	.550	1
MMNOW0170	207633	1020	KEYBANK - INVESTMENT MAT	05/31/2015	74,167,558.44	.550	09/30/2017	74,167,558.44	.550	1
OPNCP8020	207943	1000	US BANK - OPEN COMMERCIA	11/03/2011	100,446,103.43	1.150	09/30/2017	100,446,103.43	1.150	1
61747C707	210062	1000	MORGAN STANLEY LIQ GOVT	05/31/2015	0.00	2.719	09/30/2017	0.00	2.719	1
825252885	213723	1000	INVESCO GOVT & AGENCY PO	05/31/2015	100,377,420.39	.921	09/30/2017	100,377,420.39	.921	1
912828TS9	214184	1020	US TREASURY NOTE	04/26/2013	25,031,250.00	.625	09/30/2017	25,000,000.00	.596	1
52470G791	216151	1000	WESTERN ASSET INST GOVT	05/31/2015	2,871,347.80	.925	09/30/2017	2,871,347.80	.925	1
PLUS30026	216345	1000	STAR OHIO - 10010	05/31/2015	50,519,475.99	.900	09/30/2017	50,519,475.99	.900	1
NWDMMKT	217637	1010	NWD MMT ACCOUNT - LONG	05/31/2015	141,857,809.41	1.190	09/30/2017	141,857,809.41	1.190	1
CITZMMKT3	229092	1000	CITIZENS INTEREST BEARING	01/09/2017	149,848,406.86	1.100	09/30/2017	149,848,406.86	1.100	1
912828TS9	233301	1000	T O 5-8 09-30-17	08/08/2017	49,960,937.50	.625	09/30/2017	50,000,000.00	1.163	1
HR9291710	233848	1000	HSBC SECURITIES USA INC	09/29/2017	200,000,000.00	1.040	10/02/2017	200,000,000.00	1.040	3
3136GOL33	211626	1010	FNMA DEBENTURE	10/03/2012	5,000,000.00	.900	10/03/2017	5,000,000.00	.900	4
LD17B0464	230261	3000	BID OHIO	04/05/2017	2,000,000.00	.950	10/04/2017	2,000,000.00	.950	5
LD17B0480	230262	3000	BID OHIO	04/05/2017	3,000,000.00	.950	10/04/2017	3,000,000.00	.950	5
LD17B0472	230274	3000	BID OHIO	04/05/2017	5,000,000.00	.950	10/04/2017	5,000,000.00	.950	5
EC1601409	224311	3030	NICHOLAS TETI	10/05/2015	125,005.00	.150	10/05/2017	125,005.00	.150	6
89233P6S0	224313	1030	TOYOTA MOTOR CREDIT COR	10/08/2015	5,016,950.00	1.250	10/05/2017	5,000,000.00	1.077	6
89233P6S0	224646	1030	TOYOTA MOTOR CREDIT COR	11/06/2015	5,235,090.56	1.250	10/05/2017	5,216,000.00	1.056	6
912796LW7	233002	1000	WIB 10-05-17	07/06/2017	49,868,239.50	.000	10/05/2017	50,000,000.00	1.045	6
912796LW7	233029	1000	B 10-05-17	07/06/2017	49,871,083.33	.000	10/05/2017	50,000,000.00	1.023	6



Run Date: 10/11/2017 8:00:52 AM

Investments Outstanding As Of Date: 9/29/2017

## INVENTORY BY MATURITY REPORT

CUSIP	Investment #	Fund	Issuer	Purchase Date	Current Book	Current Rate	Maturity Date	Current Par	YTM	Days to Maturity
912796LW7	233318	1000	B 10-05-17	08/09/2017	49,916,083.33	.000	10/05/2017	50,000,000.00	1.062	6
912796LW7	233487	1000	B 10-05-17	08/24/2017	49,933,500.00	.000	10/05/2017	50,000,000.00	1.142	6
EC1601417	224370	3030	Michael Seifert	10/08/2015	155,000.00	.150	10/06/2017	155,000.00	.150	7
EC1601425	224388	3030	ROBYN SWEET	10/09/2015	350,000.00	.150	10/09/2017	350,000.00	.150	10
24422ERW1	216710	1030	JOHN DEERE CAPITAL CORP	02/24/2014	1,514,543.26	1.200	10/10/2017	1,513,000.00	1.171	11
24422ERW1	216838	1030	JOHN DEERE CAPITAL CORP	03/11/2014	3,008,820.00	1.200	10/10/2017	3,000,000.00	1.116	11
912796KR9	231925	1000	B 10-12-17	06/29/2017	49,854,166.66	.000	10/12/2017	50,000,000.00	1.003	13
912796KR9	231926	1000	B 10-12-17	06/29/2017	49,854,166.67	.000	10/12/2017	50,000,000.00	1.003	13
912796KR9	233236	1000	B 10-12-17	07/28/2017	49,890,222.22	.000	10/12/2017	50,000,000.00	1.042	13
912796KR9	233468	1000	B 10-12-17	08/23/2017	49,923,263.89	.000	10/12/2017	50,000,000.00	1.107	13
912796KR9	233469	1000	B 10-12-17	08/23/2017	49,923,263.89	.000	10/12/2017	50,000,000.00	1.107	13
3133EFHY6	224346	1010	FFCB DEBENTURE	10/13/2015	14,997,000.00	.650	10/13/2017	15,000,000.00	.660	14
EC1601433	224400	3030	BRIAN MASCHINO	10/13/2015	247,780.00	.150	10/13/2017	247,780.00	.150	14
EC1601441	224401	3030	JASON BLIZZARD	10/13/2015	60,000.00	.150	10/13/2017	60,000.00	.150	14
EC1601490	224402	3030	SCOTT DEL TORTO	10/13/2015	71,600.00	.150	10/13/2017	71,600.00	.150	14
EC1601458	224403	3030	ANNETTE DAMPIERFANNIN	10/13/2015	100,000.00	.150	10/13/2017	100,000.00	.150	14
EC1601508	224404	3030	JOAN SCHULTHEIS	10/13/2015	125,000.00	.150	10/13/2017	125,000.00	.150	14
EC1601466	224405	3030	DOUGLAS CALEM	10/13/2015	287,000.00	.150	10/13/2017	287,000.00	.150	14
EC1601474	224406	3030	PHILLIP CHARVILLE	10/13/2015	25,950.00	.150	10/13/2017	25,950.00	.150	14
EC1601482	224407	3030	ROBERT HILL	10/13/2015	287,000.00	.150	10/13/2017	287,000.00	.150	14
EC1601516	224408	3030	SCOTT RANNEY	10/13/2015	300,930.00	.150	10/13/2017	300,930.00	.150	14
EC1601524	224409	3030	JOHNATHAN GRENIER	10/13/2015	202,500.00	.150	10/13/2017	202,500.00	.150	14
EC1601532	224421	3030	JONATHAN GRAHAM	10/14/2015	73,860.00	.150	10/13/2017	73,860.00	.150	14
EC1601540	224422	3030	CHAD JASIUNAS	10/14/2015	125,000.00	.150	10/13/2017	125,000.00	.150	14
EC1601557	224423	3030	JONATHAN SHOVER	10/14/2015	50,000.00	.150	10/13/2017	50,000.00	.150	14
EC1601565	224424	3030	TIMOTHY SCHURIG	10/14/2015	155,000.00	.150	10/13/2017	155,000.00	.150	14
EC1601573	224427	3030	MICHAEL BAILEY	10/14/2015	66,500.00	.150	10/13/2017	66,500.00	.150	14
EC1601581	224428	3030	FATHHALLAH HAYEK	10/14/2015	109,000.00	.150	10/13/2017	109,000.00	.150	14
EC1601599	224430	3030	TERRY HIGGS	10/14/2015	77,500.00	.150	10/13/2017	77,500.00	.150	14
EC1601607	224431	3030	KATHERINE BLOOMFIELD	10/14/2015	50,000.00	.150	10/13/2017	50,000.00	.150	14
EC1601615	224432	3030	WILLIAM LECLAIR	10/14/2015	200,000.00	.150	10/13/2017	200,000.00	.150	14
EC1601623	224433	3030	PAULA RICE	10/14/2015	182,000.00	.150	10/13/2017	182,000.00	.150	14
EC1601631	224434	3030	ZACK HOWARD	10/14/2015	150,000.00	.150	10/13/2017	150,000.00	.150	14





Run Date: 10/11/2017 8:00:52 AM

Investments Outstanding As Of Date: 9/29/2017

INVENTORY BY MATURITY REPORT

CUSIP	Investment #	Fund	Issuer	Purchase Date	Current Book	Current Rate	Maturity Date	Current Par	YTM	Days to Maturity
RE1600072	224437	3040	WOODLAND ACRES GARDEN C	10/14/2015	35,265.56	.150	10/13/2017	35,265.56	.150	14
912828F54	227270	1020	US TREASURY NOTE .875 10-1	07/11/2016	20,074,218.75	.875	10/15/2017	20,000,000.00	.579	16
06538BXG3	233302	2000	BTMUFJ 0 10-16-17	08/07/2017	4,987,944.44	.000	10/16/2017	5,000,000.00	1.243	17
LD18B0066	231974	3000	BID OHIO	07/19/2017	3,000,000.00	1.100	10/18/2017	3,000,000.00	1.100	19
LD18B0074	231975	3000	BID OHIO	07/19/2017	2,000,000.00	1.100	10/18/2017	2,000,000.00	1.100	19
313385NC6	233816	1000	FHLBDN 0 10-18-17	09/27/2017	49,970,833.33	.000	10/18/2017	50,000,000.00	1.001	19
313385NC6	233817	1000	FHLBDN 0 10-18-17	09/27/2017	49,970,833.34	.000	10/18/2017	50,000,000.00	1.001	19
912796LY3	231853	1000	B 10-19-17	06/26/2017	49,841,875.00	.000	10/19/2017	50,000,000.00	.993	20
912796LY3	231854	1000	B 10-19-17	06/26/2017	49,841,875.00	.000	10/19/2017	50,000,000.00	.993	20
912796LY3	233202	1000	B 10-19-17	07/25/2017	49,863,833.33	.000	10/19/2017	50,000,000.00	1.143	20
912796LY3	233319	1000	B 10-19-17	08/09/2017	49,894,239.58	.000	10/19/2017	50,000,000.00	1.075	20
912796LY3	233472	1000	B 10-19-17	08/23/2017	49,914,104.17	.000	10/19/2017	50,000,000.00	1.087	20
912796LY3	233473	1000	B 10-19-17	08/23/2017	49,914,104.16	.000	10/19/2017	50,000,000.00	1.087	20
912796LY3	233814	1000	B 10-19-17	09/27/2017	49,971,506.94	.000	10/19/2017	50,000,000.00	.933	20
912796LY3	233815	1000	B 10-19-17	09/27/2017	49,971,506.95	.000	10/19/2017	50,000,000.00	.933	20
3130A6LZ8	224378	1010	FHLB DEBENTURE	10/09/2015	14,974,950.00	.625	10/26/2017	15,000,000.00	.707	27
912796LZ0	233197	1000	B 10-26-17	07/25/2017	49,849,520.83	.000	10/26/2017	50,000,000.00	1.169	27
912796LZ0	233200	1000	B 10-26-17	07/25/2017	49,851,781.25	.000	10/26/2017	50,000,000.00	1.151	27
912796LZ0	233204	1000	B 10-26-17	07/25/2017	49,849,520.83	.000	10/26/2017	50,000,000.00	1.169	27
912796LZ0	233812	1000	B 0 10-26-17	09/27/2017	49,961,131.94	.000	10/26/2017	50,000,000.00	.966	27
912796LZ0	233813	1000	B 0 10-26-17	09/27/2017	49,961,131.95	.000	10/26/2017	50,000,000.00	.966	27
3134G7V24	224345	1010	FHLMC DEBENTURE	10/27/2015	15,000,000.00	.750	10/27/2017	15,000,000.00	.750	28
3134G7V99	226895	1000	FHLMC DEBENTURE .830 10-2	05/24/2016	14,989,500.00	.830	10/27/2017	15,000,000.00	.879	28
313385NM4	231941	1000	FHDN 0 10-27-17	06/30/2017	49,823,152.78	.000	10/27/2017	50,000,000.00	1.074	28
313385NM4	231942	1000	FHDN 0 10-27-17	06/30/2017	49,823,152.78	.000	10/27/2017	50,000,000.00	1.074	28
912828TW0	231943	1000	T 0 3-4 10-31-17	06/30/2017	49,948,156.50	.750	10/31/2017	50,000,000.00	1.060	32
912828TW0	231944	1000	T 0 3-4 10-31-17	06/30/2017	49,948,156.50	.750	10/31/2017	50,000,000.00	1.060	32
88059EGY4	50811	2000	TVA STRIP	04/09/1998	2,112,250.00	.000	11/01/2017	7,000,000.00	6.220	33
LD1600203	224626	3050	H&H MACHINE SHOP OF RAVE	11/02/2015	400,000.00	.150	11/02/2017	400,000.00	.150	34
912796MA4	233391	1000	B 11-02-17	08/17/2017	49,897,065.97	.000	11/02/2017	50,000,000.00	.964	34
EC1601649	224647	3030	DANIEL SEVERT	11/03/2015	228,123.00	.150	11/03/2017	228,123.00	.150	35
LD1600211	224692	3050	AMISH LEGACIES INC.	11/06/2015	60,345.91	.150	11/06/2017	60,345.91	.150	38
EC1601656	224694	3030	LEIGH OWEN	11/06/2015	32,500.00	.150	11/06/2017	32,500.00	.150	38



Run Date: 10/11/2017 8:00:52 AM

Investments Outstanding As Of Date: 9/29/2017

INVENTORY BY MATURITY REPORT

CUSIP	Investment #	Fund	Issuer	Purchase Date	Current Book	Current Rate	Maturity Date	Current Par	YTM	Days to Maturity
LD17B0514	231233	3000	BID OHIO	05/03/2017	3,000,000.00	1.050	11/08/2017	3,000,000.00	1.050	40
LD17B0522	231234	3000	BID OHIO	05/03/2017	1,000,000.00	1.050	11/08/2017	1,000,000.00	1.050	40
LD17B0530	231235	3000	BID OHIO	05/03/2017	2,000,000.00	1.050	11/08/2017	2,000,000.00	1.050	40
LD17B0548	231236	3000	BID OHIO	05/03/2017	5,000,000.00	1.050	11/08/2017	5,000,000.00	1.050	40
912796KX6	233384	1000	B 11-09-17	08/17/2017	49,885,316.67	.000	11/09/2017	50,000,000.00	.985	41
912796KX6	233510	1000	B 11-09-17	08/28/2017	49,903,680.56	.000	11/09/2017	50,000,000.00	.952	41
912796KX6	233511	1000	B 11-09-17	08/28/2017	49,903,680.55	.000	11/09/2017	50,000,000.00	.952	41
912796KX6	233536	1000	B 11-09-17	08/29/2017	49,904,000.00	.000	11/09/2017	50,000,000.00	.962	41
912796KX6	233792	1000	B 11-09-17	09/26/2017	49,941,638.89	.000	11/09/2017	50,000,000.00	.956	41
912796KX6	233793	1000	B 11-09-17	09/26/2017	49,941,638.89	.000	11/09/2017	50,000,000.00	.956	41
EC1601664	224711	3030	FRANKLIN HAILEY	11/10/2015	350,000.00	.150	11/10/2017	350,000.00	.150	42
912833KP4	179291	2000	US TREASURY STRIP	12/18/2006	150,977.50	.000	11/15/2017	250,000.00	4.677	47
912833KP4	179697	2000	US TREASURY STRIP	01/31/2007	88,105.50	.000	11/15/2017	150,000.00	4.994	47
912833KP4	183727	2000	US TREASURY STRIP	12/05/2007	33,060.00	.000	11/15/2017	50,000.00	4.203	47
912833KP4	183934	2000	US TREASURY STRIP	12/19/2007	64,349.00	.000	11/15/2017	100,000.00	4.500	47
912833KP4	184224	2000	US TREASURY STRIP	01/10/2008	100,755.00	.000	11/15/2017	150,000.00	4.083	47
912833KP4	189211	2000	US TREASURY STRIP	11/21/2008	68,718.00	.000	11/15/2017	100,000.00	4.220	47
912833KP4	189257	2000	US TREASURY STRIP	11/21/2008	3,525.00	.000	11/15/2017	5,000.00	3.929	47
912833KP4	189956	2000	US TREASURY STRIP	01/12/2009	190,145.00	.000	11/15/2017	250,000.00	3.120	47
912833KP4	190244	2000	US TREASURY STRIP	02/04/2009	73,494.00	.000	11/15/2017	100,000.00	3.540	47
912833KP4	194190	2000	US TREASURY STRIP	11/24/2009	76,505.00	.000	11/15/2017	100,000.00	3.386	47
912833KP4	194723	2000	US TREASURY STRIP	01/28/2010	38,190.00	.000	11/15/2017	50,000.00	3.486	47
912833KP4	201925	2000	US TREASURY STRIP	11/17/2010	43,623.50	.000	11/15/2017	50,000.00	1.960	47
912833KP4	202144	2000	US TREASURY STRIP	11/24/2010	42,731.00	.000	11/15/2017	50,000.00	2.265	47
912833KP4	203384	2000	US TREASURY STRIP	01/31/2011	83,023.00	.000	11/15/2017	100,000.00	2.760	47
912833KP4	212184	2000	US TREASURY STRIP	11/30/2012	144,858.00	.000	11/15/2017	150,000.00	.705	47
912833KP4	212315	2000	US TREASURY STRIP	12/13/2012	339,087.00	.000	11/15/2017	350,000.00	.645	47
912833KP4	212645	2000	US TREASURY STRIP	01/17/2013	48,244.50	.000	11/15/2017	50,000.00	.742	47
912833KP4	216065	2000	US TREASURY STRIP	11/21/2013	48,081.00	.000	11/15/2017	50,000.00	.985	47
912820QE0	216410	2000	US TREASURY STRIP (P)	01/09/2014	95,464.00	.000	11/15/2017	100,000.00	1.210	47
912833KP4	219687	2000	US TREASURY STRIP	11/20/2014	242,630.00	.000	11/15/2017	250,000.00	1.005	47
912833KP4	220240	2000	US TREASURY STRIP	01/09/2015	48,668.50	.000	11/15/2017	50,000.00	.950	47
912833KP4	220342	2000	US TREASURY STRIP	01/20/2015	97,629.00	.000	11/15/2017	100,000.00	.853	47



Run Date: 10/11/2017 8:00:52 AM

Investments Outstanding As Of Date: 9/29/2017

INVENTORY BY MATURITY REPORT

CUSIP	Investment #	Fund	Issuer	Purchase Date	Current Book	Current Rate	Maturity Date	Current Par	YTM	Days to Maturity
912833KP4	220427	2000	US TREASURY STRIP	01/26/2015	97,898.00	.000	11/15/2017	100,000.00	.760	47
912833KP4	220449	2000	US TREASURY STRIP	01/26/2015	48,910.00	.000	11/15/2017	50,000.00	.788	47
912833KP4	220468	2000	US TREASURY STRIP	01/26/2015	39,140.40	.000	11/15/2017	40,000.00	.777	47
912833KP4	220497	2000	US TREASURY STRIP	01/27/2015	244,407.50	.000	11/15/2017	250,000.00	.810	47
912833KP4	220601	2000	US TREASURY STRIP	01/29/2015	244,070.00	.000	11/15/2017	250,000.00	.861	47
166764AL4	224237	1030	CHEVRON CORP	09/28/2015	2,035,562.20	1.345	11/15/2017	2,030,000.00	1.207	47
912833KP4	225016	2000	USTREASURYSTRIP	12/24/2015	245,462.50	.000	11/15/2017	250,000.00	.970	47
912833KP4	225337	2000	USTREASURYSTRIP	02/04/2016	98,575.00	.000	11/15/2017	100,000.00	.809	47
166764AL4	227712	1030	CHEVRON CORP 1.345 11-15-	08/16/2016	10,050,500.00	1.345	11/15/2017	10,000,000.00	.936	47
912820QE0	228566	2000	US TREASURY STRI ZERO-% 1	11/14/2016	17,874.36	.000	11/15/2017	18,000.00	.700	47
912833KP4	229266	2000	S 0 11-15-17	01/26/2017	248,405.00	.000	11/15/2017	250,000.00	.801	47
912833KP4	229392	2000	S 0 11-15-17	02/02/2017	39,754.40	.000	11/15/2017	40,000.00	.789	47
912796MCO	233383	1000	B 11-16-17	08/17/2017	49,875,886.11	.000	11/16/2017	50,000,000.00	.984	48
912796MCO	233551	1000	B 11-16-17	08/30/2017	49,899,250.00	.000	11/16/2017	50,000,000.00	.932	48
912796MCO	233552	1000	B 11-16-17	08/30/2017	49,899,250.00	.000	11/16/2017	50,000,000.00	.932	48
EC1601672	224774	3030	DALE MCCARTY	11/19/2015	75,000.00	.150	11/17/2017	75,000.00	.150	49
EC1601680	224775	3030	JOEL RITZENTHALER	11/19/2015	69,175.00	.150	11/17/2017	69,175.00	.150	49
EC1601698	224776	3030	HEATHER BRODESS	11/19/2015	149,670.00	.150	11/17/2017	149,670.00	.150	49
EC1601706	224777	3030	JON SCHULTZ	11/19/2015	28,590.00	.150	11/17/2017	28,590.00	.150	49
EC1601714	224778	3030	TERRY ROE	11/19/2015	29,605.00	.150	11/17/2017	29,605.00	.150	49
EC1601722	224779	3030	EDWARD BROWN JR	11/19/2015	80,000.00	.150	11/17/2017	80,000.00	.150	49
EC1601730	224780	3030	JACOB REAMSNYDER	11/19/2015	231,560.00	.150	11/17/2017	231,560.00	.150	49
EC1601748	224781	3030	CRAIG VASIL	11/19/2015	105,000.00	.150	11/17/2017	105,000.00	.150	49
EC1601755	224782	3030	DAVID MCCARTY	11/19/2015	175,007.00	.150	11/17/2017	175,007.00	.150	49
EC1601763	224783	3030	PAUL DELLISANTI	11/19/2015	100,000.00	.150	11/17/2017	100,000.00	.150	49
EC1601771	224784	3030	BURKE BYER	11/19/2015	250,000.00	.150	11/17/2017	250,000.00	.150	49
36962G6K5	216596	1030	GENERAL ELECTRIC CAPITAL	02/04/2014	2,863,793.40	1.600	11/20/2017	2,855,000.00	1.516	52
LD18B0116	232036	3000	BID OHIO	08/16/2017	1,000,000.00	1.100	11/22/2017	1,000,000.00	1.100	54
LD18B0124	232037	3000	BID OHIO	08/16/2017	2,000,000.00	1.100	11/22/2017	2,000,000.00	1.100	54
LD1600229	224814	3050	TOMATKI INC DBA KISHMANS	11/23/2015	345,379.28	.150	11/23/2017	345,379.28	.150	55
LD1600237	224830	3050	MITCHELL INVESTMENT GROU	11/24/2015	400,000.00	.150	11/24/2017	400,000.00	.150	56
912796MD8	233385	1000	B 11-24-17	08/17/2017	49,864,596.87	.000	11/24/2017	50,000,000.00	.987	56
912796MD8	233470	1000	B 11-24-17	08/23/2017	49,873,416.67	.000	11/24/2017	50,000,000.00	.982	56



Run Date: 10/11/2017 8:00:52 AM

Investments Outstanding As Of Date: 9/29/2017

INVENTORY BY MATURITY REPORT

CUSIP	Investment #	Fund	Issuer	Purchase Date	Current Book	Current Rate	Maturity Date	Current Par	YTM	Days to Maturity
912796MD8	233471	1000	B 11-24-17	08/23/2017	49,873,416.66	.000	11/24/2017	50,000,000.00	.982	56
912796MD8	233505	1000	B 11-24-17	08/25/2017	49,874,875.00	.000	11/24/2017	50,000,000.00	.992	56
912796MD8	233506	1000	B 11-24-17	08/25/2017	49,874,875.00	.000	11/24/2017	50,000,000.00	.992	56
912796MD8	233843	1000	B 11-24-17	09/28/2017	49,924,395.83	.000	11/24/2017	50,000,000.00	.956	56
3134G44N5	214359	1010	FHLMC DEBENTURE	05/28/2013	10,000,000.00	.750	11/28/2017	10,000,000.00	.750	60
912828UA6	214277	1020	US TREASURY NOTE	05/01/2013	50,093,750.00	.625	11/30/2017	50,000,000.00	.583	62
912828UA6	229154	1000	T 0 5-8 11-30-17	01/10/2017	49,925,781.25	.625	11/30/2017	50,000,000.00	.793	62
912828UA6	229514	1000	T 0 5-8 11-30-17	02/09/2017	24,972,656.25	.625	11/30/2017	25,000,000.00	.761	62
912828UA6	229600	1000	T 0 5-8 11-30-17	02/16/2017	49,927,734.38	.625	11/30/2017	50,000,000.00	.810	62
369604BC6	217738	1030	GENERAL ELECTRIC COMPANY	05/06/2014	5,666,300.00	5.250	12/06/2017	5,000,000.00	1.422	68
LD17B0563	231659	3000	BID OHIO	06/07/2017	2,000,000.00	1.100	12/06/2017	2,000,000.00	1.100	68
LD17B0571	231660	3000	BID OHIO	06/07/2017	3,000,000.00	1.100	12/06/2017	3,000,000.00	1.100	68
LD17B0589	231661	3000	BID OHIO	06/07/2017	2,000,000.00	1.100	12/06/2017	2,000,000.00	1.100	68
LD17B0597	231662	3000	BID OHIO	06/07/2017	5,000,000.00	1.100	12/06/2017	5,000,000.00	1.100	68
912796LB3	233769	1000	B 0 12-07-17	09/25/2017	49,901,145.84	.000	12/07/2017	50,000,000.00	.977	69
912796LB3	233770	1000	B 0 12-07-17	09/25/2017	49,901,145.83	.000	12/07/2017	50,000,000.00	.977	69
912796LB3	233823	1000	B 12-07-17	09/27/2017	49,904,840.28	.000	12/07/2017	50,000,000.00	.967	69
912796LB3	233824	1000	B 12-07-17	09/27/2017	49,904,840.28	.000	12/07/2017	50,000,000.00	.967	69
313372C36	224458	1010	FHLB DEBENTURE	10/19/2015	13,550,839.70	3.125	12/08/2017	12,895,000.00	.721	70
949746NX5	223232	1030	WELLS FARGO & CO	07/08/2015	5,503,300.00	5.625	12/11/2017	5,000,000.00	1.389	73
RE1600080	224944	3040	SAS AUTOMATION LLC	12/14/2015	178,053.34	.150	12/14/2017	178,053.34	.150	76
880591CU4	148636	2000	TVA DEBENTURE	05/01/2001	6,195,312.50	6.250	12/15/2017	6,250,000.00	6.335	77
880591CU4	178261	2000	TVA DEBENTURE	09/26/2006	13,469,440.80	6.250	12/15/2017	12,120,000.00	4.944	77
EC1601854	224953	3030	ALLAN HURTT	12/16/2015	150,000.00	.150	12/15/2017	150,000.00	.150	77
EC1601862	224954	3030	SALVATORE MILETI	12/16/2015	350,000.00	.150	12/15/2017	350,000.00	.150	77
EC1601870	224955	3030	MARY CONRAD	12/16/2015	252,000.00	.150	12/15/2017	252,000.00	.150	77
EC1601888	224956	3030	JONATHAN KLOEPFER	12/16/2015	76,825.00	.150	12/15/2017	76,825.00	.150	77
EC1601896	224957	3030	ASHLEY LEMASTER	12/16/2015	250,000.00	.150	12/15/2017	250,000.00	.150	77
EC1601904	224958	3030	ADAM FISH	12/16/2015	109,000.00	.150	12/15/2017	109,000.00	.150	77
EC1601912	224959	3030	JIMMY BROWN SR	12/16/2015	113,500.00	.150	12/15/2017	113,500.00	.150	77
EC1601789	224961	3030	DUSTIN TUMBLISON	12/16/2015	105,000.00	.150	12/15/2017	105,000.00	.150	77
EC1601797	224962	3030	MARTIN DEMCHAK	12/16/2015	135,000.00	.150	12/15/2017	135,000.00	.150	77
EC1601805	224963	3030	ERIC HARTKER	12/16/2015	75,000.00	.150	12/15/2017	75,000.00	.150	77



Run Date: 10/11/2017 8:00:52 AM

Investments Outstanding As Of Date: 9/29/2017

## INVENTORY BY MATURITY REPORT

CUSIP	Investment #	Fund	Issuer	Purchase Date	Current Book	Current Rate	Maturity Date	Current Par	YTM	Days to Maturity
EC1601813	224964	3030	JEFFREY HAGER	12/16/2015	211,344.00	.150	12/15/2017	211,344.00	.150	77
EC1601821	224965	3030	MICHELEN MORGAN	12/16/2015	114,980.00	.150	12/15/2017	114,980.00	.150	77
EC1601839	224966	3030	WILLIAM BARON	12/16/2015	177,604.00	.150	12/15/2017	177,604.00	.150	77
EC1601920	224972	3030	RONALD CASEY	12/16/2015	350,000.00	.150	12/15/2017	350,000.00	.150	77
458140AL4	227631	1030	INTEL CORP 1.350 12-15-17	08/09/2016	15,101,850.00	1.350	12/15/2017	15,000,000.00	.843	77
912828G79	229873	1000	T 1 12-15-17	03/08/2017	49,998,046.88	1.000	12/15/2017	50,000,000.00	1.005	77
LD18B0181	233738	3000	BID OHIO	09/20/2017	500,000.00	1.100	12/20/2017	500,000.00	1.100	82
LD18B0173	233739	3000	BID OHIO	09/20/2017	2,500,000.00	1.100	12/20/2017	2,500,000.00	1.100	82
LD18B0199	233743	3000	BID OHIO	09/21/2017	3,000,000.00	1.100	12/20/2017	3,000,000.00	1.100	82
LD1600245	225089	3050	TROY INNOVATIVE INSTRUME	12/30/2015	400,000.00	.150	12/29/2017	400,000.00	.150	91
LD1600252	225093	3050	WON LEASING	12/30/2015	197,264.00	.150	12/29/2017	197,264.00	.150	91
LD1600260	225094	3050	VIVO BROTHERS INC.	12/30/2015	400,000.00	.150	12/29/2017	400,000.00	.150	91
LD1600278	225095	3050	BROCK & ASSOCIATES BUILDE	12/30/2015	250,000.00	.150	12/29/2017	250,000.00	.150	91
RE1600098	225097	3040	BRYAN BOWLING CENTER LLC	12/30/2015	199,795.57	.150	12/29/2017	199,795.57	.150	91
LD1600286	225099	3050	PETTIGREW FEED AND HARD	12/30/2015	400,000.00	.150	12/29/2017	400,000.00	.150	91
912828UE8	223842	1020	US TREASURY NOTE	08/25/2015	14,996,484.38	.750	12/31/2017	15,000,000.00	.760	93
LD18B0017	231967	3000	BID OHIO	07/12/2017	2,000,000.00	1.200	01/03/2018	2,000,000.00	1.200	96
LD18B0025	231968	3000	BID OHIO	07/12/2017	1,500,000.00	1.200	01/03/2018	1,500,000.00	1.200	96
LD18B0041	231969	3000	BID OHIO	07/12/2017	5,000,000.00	1.200	01/03/2018	5,000,000.00	1.200	96
LD18B0058	231970	3000	BID OHIO	07/12/2017	2,000,000.00	1.200	01/03/2018	2,000,000.00	1.200	96
LD18B0033	231973	3000	BID OHIO	07/17/2017	1,500,000.00	1.200	01/03/2018	1,500,000.00	1.200	96
EC1601938	225124	3030	JEFFREY GATCHETT	01/05/2016	238,728.00	.150	01/05/2018	238,728.00	.150	98
LD1600294	225135	3050	BOBCAT OF LIMA INC.	01/06/2016	400,000.00	.150	01/05/2018	400,000.00	.150	98
3133EGKN4	227541	1010	FFCB DEBENTURE .690 1-11-1	07/28/2016	9,980,400.00	.690	01/11/2018	10,000,000.00	.826	104
LD1600302	225191	3050	COLUMBUS CARDIOVASCULAR	01/14/2016	100,000.00	.150	01/12/2018	100,000.00	.150	105
3137EADN6	226540	1010	FHLMC DEBENTURE .750 1-12	04/25/2016	12,481,125.00	.750	01/12/2018	12,500,000.00	.839	105
46625HGYY0	217796	1030	JP MORGAN CHASE & CO	05/09/2014	11,480,000.00	6.000	01/15/2018	10,000,000.00	1.826	108
LD1600310	225204	3050	JACOBS INSURANCE SERVICE	01/15/2016	46,132.71	.150	01/15/2018	46,132.71	.150	108
EC1601946	225216	3030	JASON MCQUOWN	01/19/2016	349,391.00	.150	01/19/2018	349,391.00	.150	112
EC1601953	225217	3030	JEROME FITZHARRIS	01/19/2016	108,755.00	.150	01/19/2018	108,755.00	.150	112
EC1601961	225218	3030	STEVEN COCHRAN	01/19/2016	250,000.00	.150	01/19/2018	250,000.00	.150	112
EC1601979	225219	3030	ALFRED GROSS	01/19/2016	245,000.00	.150	01/19/2018	245,000.00	.150	112
EC1601995	225221	3030	MATTHEW EGNER	01/19/2016	116,145.00	.150	01/19/2018	116,145.00	.150	112



Run Date: 10/11/2017 8:00:52 AM

Investments Outstanding As Of Date: 9/29/2017

## INVENTORY BY MATURITY REPORT

CUSIP	Investment #	Fund	Issuer	Purchase Date	Current Book	Current Rate	Maturity Date	Current Par	YTM	Days to Maturity
EC1602001	225222	3030	TIMOTHY DEATHERAGE	01/19/2016	230,783.00	.150	01/19/2018	230,783.00	.150	112
EC1602019	225223	3030	SCOTT HASKETT	01/19/2016	252,434.00	.150	01/19/2018	252,434.00	.150	112
EC1602027	225224	3030	ROBIN MOSHIER	01/19/2016	236,120.00	.150	01/19/2018	236,120.00	.150	112
EC1602035	225225	3030	JEFFREY WILLEY	01/19/2016	122,665.00	.150	01/19/2018	122,665.00	.150	112
EC1602043	225226	3030	JONATHAN KECK	01/19/2016	75,000.00	.150	01/19/2018	75,000.00	.150	112
EC1602050	225227	3030	RICHARD SNEVEL	01/19/2016	75,000.00	.150	01/19/2018	75,000.00	.150	112
EC1602068	225228	3030	KENNETH WANGLER	01/19/2016	175,007.00	.150	01/19/2018	175,007.00	.150	112
EC1602076	225229	3030	KENNETH ALBERT	01/19/2016	350,000.00	.150	01/19/2018	350,000.00	.150	112
EC1602084	225230	3030	GINA RISALTI	01/19/2016	50,249.35	.150	01/19/2018	50,249.35	.150	112
EC1602316	225231	3030	VEERARAGHAVAN SUNDAR	01/19/2016	125,000.00	.150	01/19/2018	125,000.00	.150	112
3133ECDE1	212681	1010	FFCB DEBENTURE	01/22/2013	25,000,000.00	.940	01/22/2018	25,000,000.00	.940	115
3133EFKL0	224504	1010	FFCB DEBENTURE	10/22/2015	9,995,000.00	.840	01/22/2018	10,000,000.00	.863	115
LD1600328	225277	3050	CLARKS GROCERY INC	01/26/2016	182,611.19	.150	01/26/2018	182,611.19	.150	119
LD1600336	225292	3050	INDOOR ENVIRONMENTAL SP	01/27/2016	84,875.00	.150	01/26/2018	84,875.00	.150	119
3134G34W7	212679	1010	FHLMC MEDIUM TERM NOTE	01/30/2013	10,074,500.00	1.250	01/30/2018	10,000,000.00	1.096	123
912828UJ7	214310	1020	US TREASURY NOTE	05/03/2013	50,660,156.25	.875	01/31/2018	50,000,000.00	.592	124
912828P20	229513	1000	T O 3-4 01-31-18	02/09/2017	49,955,078.13	.750	01/31/2018	50,000,000.00	.843	124
31358ACK4	70667	2000	FNMA STRIP	09/01/1998	637,320.00	.000	02/01/2018	2,000,000.00	5.978	125
LD1600344	225358	3050	CEDAR HILL LEASING	02/02/2016	200,000.00	.150	02/02/2018	200,000.00	.150	126
EC1602092	225359	3030	JAMES MCDONALD	02/02/2016	22,500.00	.150	02/02/2018	22,500.00	.150	126
LD18B0082	232008	3000	BID OHIO	08/02/2017	2,000,000.00	1.200	02/07/2018	2,000,000.00	1.200	131
LD18B0090	232009	3000	BID OHIO	08/02/2017	2,000,000.00	1.200	02/07/2018	2,000,000.00	1.200	131
LD18B0108	232010	3000	BID OHIO	08/02/2017	3,500,000.00	1.200	02/07/2018	3,500,000.00	1.200	131
912796NR6	233565	1000	B 02-08-18	09/01/2017	49,768,888.89	.000	02/08/2018	50,000,000.00	1.045	132
LD1600369	225464	3050	SCHALK BROS INC	02/11/2016	106,436.98	.150	02/09/2018	106,436.98	.150	133
008452CL6	82961	2000	FNMA STRIP	11/09/1998	624,136.86	.000	02/12/2018	2,007,000.00	6.158	136
912833KQ2	180365	2000	US TREASURY STRIP	04/03/2007	29,888.50	.000	02/15/2018	50,000.00	4.790	139
912833KQ2	180517	2000	US TREASURY STRIP	04/12/2007	59,092.00	.000	02/15/2018	100,000.00	4.910	139
912833KQ2	180733	2000	US TREASURY STRIP	04/30/2007	60,084.00	.000	02/15/2018	100,000.00	4.775	139
912833KQ2	184835	2000	US TREASURY STRIP	02/28/2008	6,563.92	.000	02/15/2018	10,000.00	4.270	139
912833KQ2	185225	2000	US TREASURY STRIP	03/27/2008	6,830.00	.000	02/15/2018	10,000.00	3.893	139
912833KQ2	185268	2000	US TREASURY STRIP	03/28/2008	34,033.00	.000	02/15/2018	50,000.00	3.930	139
912833KQ2	185594	2000	US TREASURY STRIP	04/16/2008	34,416.00	.000	02/15/2018	50,000.00	3.835	139



Run Date: 10/11/2017 8:00:52 AM

Investments Outstanding As Of Date: 9/29/2017

INVENTORY BY MATURITY REPORT

CUSIP	Investment #	Fund	Issuer	Purchase Date	Current Book	Current Rate	Maturity Date	Current Par	YTM	Days to Maturity
912833KQ2	185613	2000	US TREASURY STRIP	04/16/2008	6,856.00	.000	02/15/2018	10,000.00	3.876	139
912833KQ2	185880	2000	US TREASURY STRIP	04/28/2008	16,667.75	.000	02/15/2018	25,000.00	4.180	139
912833KQ2	190594	2000	US TREASURY STRIP	02/27/2009	37,165.50	.000	02/15/2018	50,000.00	3.336	139
912833KQ2	190824	2000	US TREASURY STRIP	03/20/2009	36,914.50	.000	02/15/2018	50,000.00	3.435	139
912833KQ2	190951	2000	US TREASURY STRIP	03/30/2009	75,762.00	.000	02/15/2018	100,000.00	3.150	139
912833KQ2	191117	2000	US TREASURY STRIP	04/13/2009	3,800.00	.000	02/15/2018	5,000.00	3.128	139
912833KQ2	191204	2000	US TREASURY STRIP	04/16/2009	37,523.00	.000	02/15/2018	50,000.00	3.276	139
912833KQ2	191855	2000	US TREASURY STRIP	04/24/2009	37,855.00	.000	02/15/2018	50,000.00	3.183	139
912833KQ2	194851	2000	US TREASURY STRIP	02/08/2010	74,940.00	.000	02/15/2018	100,000.00	3.630	139
912833KQ2	195178	2000	US TREASURY STRIP	03/03/2010	37,779.00	.000	02/15/2018	50,000.00	3.554	139
912833KQ2	195385	2000	US TREASURY STRIP	03/12/2010	75,503.00	.000	02/15/2018	100,000.00	3.575	139
912833KQ2	195854	2000	US TREASURY STRIP	04/08/2010	37,264.00	.000	02/15/2018	50,000.00	3.777	139
912833KQ2	196879	2000	US TREASURY STRIP	04/30/2010	38,187.00	.000	02/15/2018	50,000.00	3.488	139
912833KQ2	203853	2000	US TREASURY STRIP	02/28/2011	38,010.00	.000	02/15/2018	50,000.00	3.976	139
912833KQ2	204500	2000	US TREASURY STRIP	04/12/2011	81,230.00	.000	02/15/2018	100,000.00	3.060	139
912833KQ2	205413	2000	US TREASURY STRIP	05/05/2011	83,341.00	.000	02/15/2018	100,000.00	2.705	139
912833KQ2	208696	2000	US TREASURY STRIP	02/16/2012	46,719.00	.000	02/15/2018	50,000.00	1.135	139
912833KQ2	208867	2000	US TREASURY STRIP	03/05/2012	93,355.00	.000	02/15/2018	100,000.00	1.159	139
912833KQ2	209006	2000	US TREASURY STRIP	03/19/2012	45,935.50	.000	02/15/2018	50,000.00	1.440	139
912833KQ2	209131	2000	US TREASURY STRIP	04/05/2012	46,294.00	.000	02/15/2018	50,000.00	1.318	139
912833KQ2	209923	2000	US TREASURY STRIP	04/30/2012	46,840.00	.000	02/15/2018	50,000.00	1.130	139
912833KQ2	213280	2000	US TREASURY STRIP	03/25/2013	48,107.00	.000	02/15/2018	50,000.00	.790	139
912833KQ2	213355	2000	US TREASURY STRIP	03/28/2013	96,314.00	.000	02/15/2018	100,000.00	.770	139
912833KQ2	213432	2000	US TREASURY STRIP	04/04/2013	48,278.50	.000	02/15/2018	50,000.00	.721	139
912833KQ2	213499	2000	US TREASURY STRIP	04/12/2013	96,802.00	.000	02/15/2018	100,000.00	.672	139
912833KQ2	214250	2000	US TREASURY STRIP	05/02/2013	96,893.00	.000	02/15/2018	100,000.00	.660	139
912833KQ2	216905	2000	US TREASURY STRIP	03/21/2014	238,677.50	.000	02/15/2018	250,000.00	1.190	139
912833KQ2	220870	2000	US TREASURY STRIP	02/13/2015	38,720.00	.000	02/15/2018	40,000.00	1.085	139
912833KQ2	222341	2000	US TREASURY STRIP	04/30/2015	39,128.00	.000	02/15/2018	40,000.00	.790	139
912833KQ2	225722	2000	USTREASURYSTRIP	03/17/2016	39,296.80	.000	02/15/2018	40,000.00	.928	139
912833KQ2	225750	2000	USTREASURYSTRIP	03/17/2016	17,923.51	.000	02/15/2018	18,250.00	.945	139
912833KQ2	229645	2000	S 0 02-15-18	02/24/2017	51,536.68	.000	02/15/2018	52,000.00	.920	139
912828H94	229798	1000	T 1 02-15-18	03/02/2017	25,000,000.00	1.000	02/15/2018	25,000,000.00	1.000	139



Run Date: 10/11/2017 8:00:52 AM

Investments Outstanding As Of Date: 9/29/2017

INVENTORY BY MATURITY REPORT

CUSIP	Investment #	Fund	Issuer	Purchase Date	Current Book	Current Rate	Maturity Date	Current Par	YTM	Days to Maturity
912833KQ2	230012	2000	S 0 02-15-18	03/24/2017	396,172.00	.000	02/15/2018	400,000.00	1.074	139
912833KQ2	230125	2000	S 0 02-15-18	03/30/2017	247,662.50	.000	02/15/2018	250,000.00	1.069	139
912833KQ2	230228	2000	S 0 02-15-18	04/06/2017	49,546.50	.000	02/15/2018	50,000.00	1.060	139
912833KQ2	230348	2000	S 0 02-15-18	04/17/2017	39,640.00	.000	02/15/2018	40,000.00	1.090	139
912833KQ2	230983	2000	S 0 02-15-18	04/28/2017	247,812.50	.000	02/15/2018	250,000.00	1.100	139
912828H94	231237	1000	T 1 02-15-18	05/03/2017	49,976,562.50	1.000	02/15/2018	50,000,000.00	1.060	139
912796NS4	233556	1000	B 02-15-18	08/31/2017	49,757,916.67	.000	02/15/2018	50,000,000.00	1.043	139
912796NS4	233557	1000	B 02-15-18	08/31/2017	49,757,916.66	.000	02/15/2018	50,000,000.00	1.043	139
EC1602100	225489	3030	JASON DULANEY	02/17/2016	89,010.00	.150	02/16/2018	89,010.00	.150	140
EC1602118	225490	3030	LUKE SNYDER	02/17/2016	78,030.00	.150	02/16/2018	78,030.00	.150	140
EC1602126	225491	3030	CHRISTOPHER WILKIN	02/17/2016	271,586.00	.150	02/16/2018	271,586.00	.150	140
EC1602134	225492	3030	GRETCHEN KRUGER	02/17/2016	304,500.00	.150	02/16/2018	304,500.00	.150	140
EC1602142	225493	3030	MARK SEDLACK	02/17/2016	222,480.00	.150	02/16/2018	222,480.00	.150	140
EC1602159	225494	3030	TODD GILBERT	02/17/2016	102,790.00	.150	02/16/2018	102,790.00	.150	140
EC1602167	225495	3030	HEATHER CLARRIDGE	02/17/2016	188,300.00	.150	02/16/2018	188,300.00	.150	140
EC1602175	225496	3030	RICHARD JAMES	02/17/2016	80,995.00	.150	02/16/2018	80,995.00	.150	140
EC1602183	225497	3030	RICHARD HARDY III	02/17/2016	105,000.00	.150	02/16/2018	105,000.00	.150	140
EC1602191	225498	3030	NILES FULLER	02/17/2016	115,000.00	.150	02/16/2018	115,000.00	.150	140
EC1602209	225499	3030	MICHAEL HAUSFELD	02/17/2016	45,990.10	.150	02/16/2018	45,990.10	.150	140
EC1602217	225500	3030	ROBERT MCBRIDE	02/17/2016	100,820.00	.150	02/16/2018	100,820.00	.150	140
LD1600377	225514	3050	BAKERS COLLISION REPAIR S	02/18/2016	73,859.86	.150	02/16/2018	73,859.86	.150	140
LD1600385	225515	3050	TRI-R DIES INC.	02/18/2016	107,391.00	.150	02/16/2018	107,391.00	.150	140
LD1600393	225562	3050	MABAM ENTERPRISES INC.	02/24/2016	400,000.00	.150	02/23/2018	400,000.00	.150	147
14912L6P1	227278	1030	CATERPILLAR FIN 1.500 2-23-	07/13/2016	10,097,500.00	1.500	02/23/2018	10,000,000.00	.889	147
912828UR9	224358	1020	US TREASURY NOTE	10/08/2015	14,995,312.50	.750	02/28/2018	15,000,000.00	.763	152
LD1600401	225596	3050	JOHN J YODER DBA: ASHERY	02/29/2016	102,000.00	.150	02/28/2018	102,000.00	.150	152
46513AE89	213065	1010	ISRAEL BOND	03/01/2013	10,500,000.00	2.610	03/01/2018	10,500,000.00	2.610	153
46513AYQ7	213067	1010	ISRAEL BOND (FLOATING RAT	03/01/2013	10,500,000.00	2.438	03/01/2018	10,500,000.00	2.438	153
LD1600419	225615	3050	SMITH FAMILY FROSTED FOO	03/01/2016	251,560.00	.150	03/01/2018	251,560.00	.150	153
912796LN7	233560	1000	B 03-01-18	08/31/2017	49,729,527.78	.000	03/01/2018	50,000,000.00	1.076	153
912796LN7	233561	1000	B 03-01-18	08/31/2017	49,729,527.78	.000	03/01/2018	50,000,000.00	1.076	153
166764AV2	223727	1030	CHEVRON CORP	08/17/2015	9,982,300.00	1.365	03/02/2018	10,000,000.00	1.436	154
LD1600427	225641	3050	ANESE MASONRY LLC	03/03/2016	65,741.82	.150	03/02/2018	65,741.82	.150	154





Run Date: 10/11/2017 8:00:52 AM

Investments Outstanding As Of Date: 9/29/2017

## INVENTORY BY MATURITY REPORT

CUSIP	Investment #	Fund	Issuer	Purchase Date	Current Book	Current Rate	Maturity Date	Current Par	YTM	Days to Maturity
3130AAW95	229783	1000	FHLB 1 03-02-18	03/03/2017	25,000,000.00	1.000	03/02/2018	25,000,000.00	1.000	154
30231GAL6	227172	1030	EXXON MOBIL CORP 1.305 3-0	06/30/2016	5,849,062.56	1.305	03/06/2018	5,808,000.00	.881	158
084664CE9	227582	1030	BERKSHIRE HATHAW 1.450 3-	08/04/2016	2,561,673.27	1.450	03/07/2018	2,539,000.00	.884	159
LD18B0132	233602	3000	BID OHIO	09/06/2017	2,000,000.00	1.150	03/07/2018	2,000,000.00	1.150	159
LD18B0140	233603	3000	BID OHIO	09/06/2017	2,500,000.00	1.150	03/07/2018	2,500,000.00	1.150	159
LD18B0157	233604	3000	BID OHIO	09/06/2017	1,000,000.00	1.150	03/07/2018	1,000,000.00	1.150	159
LD18B0165	233612	3000	BID OHIO	09/07/2017	1,000,000.00	1.150	03/07/2018	1,000,000.00	1.150	159
EC1602225	225667	3030	AUSTIN MEHL	03/08/2016	15,000.00	.150	03/08/2018	15,000.00	.150	160
313378A43	222208	1010	FHLB DEBENTURE	04/27/2015	10,118,170.00	1.375	03/09/2018	10,000,000.00	.956	161
24422ESB6	216826	1030	JOHN DEERE CAPITAL CORP	03/10/2014	9,953,000.00	1.300	03/12/2018	10,000,000.00	1.421	164
02665WAT8	228145	1030	AMERICAN HONDA F 1.500 3-	09/30/2016	7,553,700.00	1.500	03/13/2018	7,500,000.00	1.002	165
EC1602233	225718	3030	VILAS DESHPANDE	03/14/2016	250,000.00	.150	03/14/2018	250,000.00	.150	166
LD1600435	225775	3050	VON SOSSAN CONTRACTING I	03/15/2016	400,000.00	.150	03/14/2018	400,000.00	.150	166
LD1600443	225801	3050	BENEFACTORS COUNSEL LLC	03/17/2016	80,000.00	.150	03/16/2018	80,000.00	.150	168
EC1602241	225819	3030	MICHELLE SAVOTI	03/21/2016	64,890.00	.150	03/21/2018	64,890.00	.150	173
EC1602258	225820	3030	JEFFERY FREMONT	03/21/2016	140,329.75	.150	03/21/2018	140,329.75	.150	173
EC1602266	225821	3030	JEFFREY & LISA JAMES	03/21/2016	55,460.00	.150	03/21/2018	55,460.00	.150	173
EC1602274	225822	3030	KENNEH BARTH	03/21/2016	25,575.00	.150	03/21/2018	25,575.00	.150	173
EC1602282	225823	3030	DENNIS POLING	03/21/2016	32,850.00	.150	03/21/2018	32,850.00	.150	173
EC1602290	225824	3030	GREGORY & AUDREY PRINZBA	03/21/2016	250,000.00	.150	03/21/2018	250,000.00	.150	173
LD1600450	225888	3050	MAHONING VALLEY TOOL & M	03/29/2016	199,200.00	.150	03/29/2018	199,200.00	.150	181
LD1600468	225895	3050	MIKE BAUMANN PLUMBING IN	03/30/2016	29,288.61	.150	03/30/2018	29,288.61	.150	182
LD1600476	225896	3050	KESSEN VETERINARY CLINIC I	03/30/2016	382,964.39	.150	03/30/2018	382,964.39	.150	182
912828Q45	227156	1020	US TREASURY NOTE .875 3-31	06/28/2016	20,106,250.00	.875	03/31/2018	20,000,000.00	.571	183
880591EC2	224506	1010	TVA DEBENTURE	10/21/2015	16,302,900.00	4.500	04/01/2018	15,000,000.00	.899	184
191216BA7	227581	1030	COCA COLA COMPAN 1.150 4-	08/04/2016	5,027,650.00	1.150	04/01/2018	5,000,000.00	.813	184
EC1602308	225959	3030	RONALD PYCRAFT	04/06/2016	20,000.00	.150	04/06/2018	20,000.00	.150	189
EC1602324	225990	3030	ANGELA HALE	04/11/2016	147,185.00	.150	04/11/2018	147,185.00	.150	194
EC1602332	225991	3030	MARSHA MEREDITH	04/11/2016	40,255.00	.150	04/11/2018	40,255.00	.150	194
EC1602340	225992	3030	MICHAEL MCSWIGGIN	04/11/2016	70,545.00	.150	04/11/2018	70,545.00	.150	194
EC1602357	225993	3030	SEAN STEFFANNI	04/11/2016	36,560.00	.150	04/11/2018	36,560.00	.150	194
EC1602365	225994	3030	ALLISON & SEAN MITCHELL	04/11/2016	50,470.00	.150	04/11/2018	50,470.00	.150	194
EC1602373	225995	3030	LAWRENCE & JOAN SALTIS	04/11/2016	250,000.00	.150	04/11/2018	250,000.00	.150	194



Run Date: 10/11/2017 8:00:52 AM

Investments Outstanding As Of Date: 9/29/2017

## INVENTORY BY MATURITY REPORT

CUSIP	Investment #	Fund	Issuer	Purchase Date	Current Book	Current Rate	Maturity Date	Current Par	YTM	Days to Maturity
931142DF7	228030	1030	WAL-MART STORES 1.125 4-1	09/19/2016	10,035,100.00	1.125	04/11/2018	10,000,000.00	.893	194
AG1700024	230407	3010	MICHAEL FRANTZ	04/20/2017	15,000.00	.750	04/12/2018	15,000.00	.750	195
AG1700032	230408	3010	BRIDENBAUGH FAMILY HERTI	04/20/2017	25,000.00	.750	04/12/2018	25,000.00	.750	195
AG1700040	230409	3010	JAMES WILLIAMS III	04/20/2017	30,000.00	.750	04/12/2018	30,000.00	.750	195
AG1700057	230410	3010	LYNN COLLERT	04/20/2017	40,000.00	.750	04/12/2018	40,000.00	.750	195
AG1700065	230411	3010	JEFF MAY	04/20/2017	47,500.00	.750	04/12/2018	47,500.00	.750	195
AG1700073	230412	3010	EDWARD BRICKNER	04/20/2017	65,000.00	.750	04/12/2018	65,000.00	.750	195
AG1700081	230413	3010	C. MARK HERSHBERGER	04/20/2017	80,000.00	.750	04/12/2018	80,000.00	.750	195
AG1700099	230414	3010	ACHESON FARMS	04/20/2017	84,000.00	.750	04/12/2018	84,000.00	.750	195
AG1700644	230415	3010	ALLAN LUCAS	04/20/2017	35,000.00	.750	04/12/2018	35,000.00	.750	195
AG1700107	230416	3010	JERRY FRANTZ	04/20/2017	100,000.00	.750	04/12/2018	100,000.00	.750	195
AG1700115	230417	3010	JOHN GAZAREK	04/20/2017	120,000.00	.750	04/12/2018	120,000.00	.750	195
AG1700123	230418	3010	ROBERT L. RIEMAN	04/20/2017	120,000.00	.750	04/12/2018	120,000.00	.750	195
AG1700131	230419	3010	RICHARD BIXEL	04/20/2017	140,000.00	.750	04/12/2018	140,000.00	.750	195
AG1700149	230420	3010	MICHAEL BASINGER	04/20/2017	150,000.00	.750	04/12/2018	150,000.00	.750	195
AG1700156	230421	3010	NEAL HARRIS	04/20/2017	150,000.00	.750	04/12/2018	150,000.00	.750	195
AG1700164	230422	3010	WADE MOSER	04/20/2017	150,000.00	.750	04/12/2018	150,000.00	.750	195
AG1700172	230424	3010	ROBERT ZIMMERMAN	04/20/2017	150,000.00	.750	04/12/2018	150,000.00	.750	195
AG1700180	230425	3010	DEAN BIXEL	04/20/2017	150,000.00	.750	04/12/2018	150,000.00	.750	195
AG1700198	230426	3010	G & R FARMS FLP	04/20/2017	150,000.00	.750	04/12/2018	150,000.00	.750	195
AG1700206	230427	3010	MEYER RIVERVIEW FARMS IN	04/20/2017	150,000.00	.750	04/12/2018	150,000.00	.750	195
AG1700214	230428	3010	POTATO CREEK FARMS INC	04/20/2017	150,000.00	.750	04/12/2018	150,000.00	.750	195
AG1700222	230429	3010	SCHUMACHER & BASINGER LL	04/20/2017	150,000.00	.750	04/12/2018	150,000.00	.750	195
AG1700230	230430	3010	TNT FARMS LLC	04/20/2017	150,000.00	.750	04/12/2018	150,000.00	.750	195
AG1700248	230431	3010	WILLIAMS FARMS LLC	04/20/2017	150,000.00	.750	04/12/2018	150,000.00	.750	195
AG1700461	230432	3010	TROYER CUSTOM FARMING	04/20/2017	100,000.00	.750	04/12/2018	100,000.00	.750	195
AG1700479	230433	3010	ROGER GERSCHUTZ	04/20/2017	150,000.00	.750	04/12/2018	150,000.00	.750	195
AG1700487	230434	3010	PAHL FARMS LLC	04/20/2017	150,000.00	.750	04/12/2018	150,000.00	.750	195
AG1700495	230435	3010	RANDAL ROSEBROCK	04/20/2017	150,000.00	.750	04/12/2018	150,000.00	.750	195
AG1700503	230436	3010	DAKS INVESTMENTS INC	04/20/2017	150,000.00	.750	04/12/2018	150,000.00	.750	195
AG1700511	230437	3010	CUSTOM AG INNOVATIONS	04/20/2017	150,000.00	.750	04/12/2018	150,000.00	.750	195
AG1700529	230438	3010	SAND RIDGE FARM LLC	04/20/2017	80,000.00	.750	04/12/2018	80,000.00	.750	195
AG1700537	230439	3010	ROBERT NONEMAN	04/20/2017	150,000.00	.750	04/12/2018	150,000.00	.750	195



Run Date: 10/11/2017 8:00:52 AM

Investments Outstanding As Of Date: 9/29/2017

## INVENTORY BY MATURITY REPORT

CUSIP	Investment #	Fund	Issuer	Purchase Date	Current Book	Current Rate	Maturity Date	Current Par	YTM	Days to Maturity
AG1700545	230440	3010	MVH CUSTOM WORK LLC	04/20/2017	75,000.00	.750	04/12/2018	75,000.00	.750	195
AG1700552	230441	3010	WINEGARDNER BROTHERS LL	04/20/2017	150,000.00	.750	04/12/2018	150,000.00	.750	195
AG1700560	230442	3010	CHARLES SMITH	04/20/2017	150,000.00	.750	04/12/2018	150,000.00	.750	195
AG1700578	230443	3010	RANDY POHLMAN	04/20/2017	150,000.00	.750	04/12/2018	150,000.00	.750	195
AG1700586	230444	3010	NORBERT EBBESKOTTE	04/20/2017	40,000.00	.750	04/12/2018	40,000.00	.750	195
AG1700594	230445	3010	DORVIN BEAR	04/20/2017	150,000.00	.750	04/12/2018	150,000.00	.750	195
AG1700602	230446	3010	DAVID WEHRI	04/20/2017	40,000.00	.750	04/12/2018	40,000.00	.750	195
AG1700610	230447	3010	DAVID NOGGLE	04/20/2017	70,000.00	.750	04/12/2018	70,000.00	.750	195
AG1700628	230448	3010	TODD MASON	04/20/2017	50,000.00	.750	04/12/2018	50,000.00	.750	195
AG1700636	230449	3010	JEFFERY HAYS	04/20/2017	85,000.00	.750	04/12/2018	85,000.00	.750	195
AG1700651	230450	3010	DAVID YOUNGPETER	04/20/2017	150,000.00	.750	04/12/2018	150,000.00	.750	195
AG1700669	230451	3010	MARVIN THOMPSON	04/20/2017	100,000.00	.750	04/12/2018	100,000.00	.750	195
AG1700990	230461	3010	AARON NICHOLS	04/20/2017	5,000.00	.750	04/12/2018	5,000.00	.750	195
AG1701055	230462	3010	KAHLE FARMS	04/20/2017	75,000.00	.750	04/12/2018	75,000.00	.750	195
AG1701022	230466	3010	ROBERT ERNEST	04/20/2017	100,000.00	.750	04/12/2018	100,000.00	.750	195
AG1700677	230467	3010	WENNINGER FARMS LLC	04/20/2017	150,000.00	.750	04/12/2018	150,000.00	.750	195
AG1700685	230468	3010	BRADY FAMILY PARTNERSHIP	04/20/2017	150,000.00	.750	04/12/2018	150,000.00	.750	195
AG1700693	230469	3010	GLEN MCCLURE	04/20/2017	150,000.00	.750	04/12/2018	150,000.00	.750	195
AG1700701	230470	3010	JEFFERY KLINGLER	04/20/2017	95,000.00	.750	04/12/2018	95,000.00	.750	195
AG1701048	230471	3010	D&K BURKHOLDER FARMS	04/20/2017	100,000.00	.750	04/12/2018	100,000.00	.750	195
AG1700719	230472	3010	HUTCHINSON BROTHERS	04/20/2017	25,000.00	.750	04/12/2018	25,000.00	.750	195
AG1700727	230473	3010	JAMES BLUCK	04/20/2017	150,000.00	.750	04/12/2018	150,000.00	.750	195
AG1700735	230474	3010	N MILLER	04/20/2017	100,000.00	.750	04/12/2018	100,000.00	.750	195
AG1700933	230475	3010	LARRY LUDWIG	04/20/2017	110,000.00	.750	04/12/2018	110,000.00	.750	195
AG1700743	230476	3010	RICK MILLER	04/20/2017	95,000.00	.750	04/12/2018	95,000.00	.750	195
AG1700750	230477	3010	ROBERT E NIESE FARMS	04/20/2017	75,000.00	.750	04/12/2018	75,000.00	.750	195
AG1700925	230478	3010	HEFNER FARMS	04/20/2017	120,000.00	.750	04/12/2018	120,000.00	.750	195
AG1700966	230479	3010	EDWARD GOLLIDAY	04/20/2017	120,000.00	.750	04/12/2018	120,000.00	.750	195
AG1701014	230480	3010	R RETTIG	04/20/2017	120,000.00	.750	04/12/2018	120,000.00	.750	195
AG1700768	230481	3010	C&S BIXEL FARMS	04/20/2017	150,000.00	.750	04/12/2018	150,000.00	.750	195
AG1700883	230482	3010	JIM MCCLURE	04/20/2017	150,000.00	.750	04/12/2018	150,000.00	.750	195
AG1700891	230483	3010	DAN J WAGNER FARMS LLC	04/20/2017	150,000.00	.750	04/12/2018	150,000.00	.750	195
AG1700347	230484	3010	CHRISTOPHER MAXWELL	04/20/2017	30,000.00	.750	04/12/2018	30,000.00	.750	195



Run Date: 10/11/2017 8:00:52 AM

Investments Outstanding As Of Date: 9/29/2017

## INVENTORY BY MATURITY REPORT

CUSIP	Investment #	Fund	Issuer	Purchase Date	Current Book	Current Rate	Maturity Date	Current Par	YTM	Days to Maturity
AG1700776	230485	3010	RANDALL BUNN	04/20/2017	150,000.00	.750	04/12/2018	150,000.00	.750	195
AG1700909	230486	3010	DELONG FARMS	04/20/2017	150,000.00	.750	04/12/2018	150,000.00	.750	195
AG1700784	230487	3010	KAHLE BROS FARMS	04/20/2017	150,000.00	.750	04/12/2018	150,000.00	.750	195
AG1700453	230488	3010	GARY ORDWAY	04/20/2017	30,000.00	.750	04/12/2018	30,000.00	.750	195
AG1700792	230489	3010	KAHLE CATTLE	04/20/2017	150,000.00	.750	04/12/2018	150,000.00	.750	195
AG1700917	230490	3010	DON LIMES FARMS	04/20/2017	150,000.00	.750	04/12/2018	150,000.00	.750	195
AG1700800	230491	3010	MICHAEL J. STECHSCHULTE	04/20/2017	150,000.00	.750	04/12/2018	150,000.00	.750	195
AG1700818	230492	3010	R MONTGOMERY	04/20/2017	100,000.00	.750	04/12/2018	100,000.00	.750	195
AG1700941	230493	3010	HEATH FARMS	04/20/2017	150,000.00	.750	04/12/2018	150,000.00	.750	195
AG1700321	230494	3010	STEVEN TROYER	04/20/2017	35,000.00	.750	04/12/2018	35,000.00	.750	195
AG1700826	230495	3010	D WARREN	04/20/2017	150,000.00	.750	04/12/2018	150,000.00	.750	195
AG1700834	230496	3010	M BRYAN	04/20/2017	120,000.00	.750	04/12/2018	120,000.00	.750	195
AG1700958	230497	3010	JAMES FARMS	04/20/2017	150,000.00	.750	04/12/2018	150,000.00	.750	195
AG1700842	230498	3010	S KILL	04/20/2017	150,000.00	.750	04/12/2018	150,000.00	.750	195
AG1700974	230499	3010	C. DAVID AND JANA D. CAUDI	04/20/2017	150,000.00	.750	04/12/2018	150,000.00	.750	195
AG1700859	230500	3010	K FISHER	04/20/2017	150,000.00	.750	04/12/2018	150,000.00	.750	195
AG1700263	230501	3010	TED LYMANSTALL	04/20/2017	50,000.00	.750	04/12/2018	50,000.00	.750	195
AG1700867	230502	3010	JAMES J AND DEAN G SCHROE	04/20/2017	85,000.00	.750	04/12/2018	85,000.00	.750	195
AG1700982	230503	3010	JEFFREY L. TURNER	04/20/2017	150,000.00	.750	04/12/2018	150,000.00	.750	195
AG1700875	230504	3010	SSB FARMS LLC	04/20/2017	90,000.00	.750	04/12/2018	90,000.00	.750	195
AG1701006	230505	3010	BRIAN WELLY	04/20/2017	150,000.00	.750	04/12/2018	150,000.00	.750	195
AG1700297	230506	3010	LYNN FITZWATER	04/20/2017	60,000.00	.750	04/12/2018	60,000.00	.750	195
AG1701030	230507	3010	BALLINGER FARMS	04/20/2017	150,000.00	.750	04/12/2018	150,000.00	.750	195
AG1701063	230508	3010	TODD WYSS	04/20/2017	150,000.00	.750	04/12/2018	150,000.00	.750	195
AG1700438	230509	3010	MARK WILKERSON	04/20/2017	75,000.00	.750	04/12/2018	75,000.00	.750	195
AG1701071	230510	3010	BELLINGER FARMS	04/20/2017	150,000.00	.750	04/12/2018	150,000.00	.750	195
AG1700255	230511	3010	PHILIP WAGNER	04/20/2017	100,000.00	.750	04/12/2018	100,000.00	.750	195
AG1700339	230512	3010	R. MARK LYMANSTALL	04/20/2017	125,000.00	.750	04/12/2018	125,000.00	.750	195
AG1700370	230513	3010	CHARLES BADEN	04/20/2017	125,000.00	.750	04/12/2018	125,000.00	.750	195
AG1700271	230514	3010	TROYER FAMILY FARMS	04/20/2017	150,000.00	.750	04/12/2018	150,000.00	.750	195
AG1700305	230516	3010	RICHARD YODER	04/20/2017	150,000.00	.750	04/12/2018	150,000.00	.750	195
AG1700313	230517	3010	ROBERT SCHICK	04/20/2017	150,000.00	.750	04/12/2018	150,000.00	.750	195
AG1700354	230518	3010	PHILIP YODER	04/20/2017	150,000.00	.750	04/12/2018	150,000.00	.750	195



Run Date: 10/11/2017 8:00:52 AM

Investments Outstanding As Of Date: 9/29/2017

## INVENTORY BY MATURITY REPORT

CUSIP	Investment #	Fund	Issuer	Purchase Date	Current Book	Current Rate	Maturity Date	Current Par	YTM	Days to Maturity
AG1700362	230519	3010	JEFFREY PETER	04/20/2017	150,000.00	.750	04/12/2018	150,000.00	.750	195
AG1700388	230520	3010	TODD FARMS & EXCAVATING	04/20/2017	150,000.00	.750	04/12/2018	150,000.00	.750	195
AG1700396	230521	3010	A&C EQUIPMENT LLC	04/20/2017	150,000.00	.750	04/12/2018	150,000.00	.750	195
AG1700404	230522	3010	PAUL ADAM REVOCABLE LIVIN	04/20/2017	150,000.00	.750	04/12/2018	150,000.00	.750	195
AG1700412	230523	3010	HOMIER FARMS INC	04/20/2017	150,000.00	.750	04/12/2018	150,000.00	.750	195
AG1700420	230524	3010	GREGORY TROYER	04/20/2017	150,000.00	.750	04/12/2018	150,000.00	.750	195
AG1701477	230525	3010	JOHN GROSS	04/20/2017	20,000.00	.750	04/12/2018	20,000.00	.750	195
AG1700446	230526	3010	JERRY LISKA	04/20/2017	150,000.00	.750	04/12/2018	150,000.00	.750	195
AG1701485	230527	3010	STEPHEN BETTINGER	04/20/2017	35,095.00	.750	04/12/2018	35,095.00	.750	195
AG1701493	230528	3010	WB FARMS INC.	04/20/2017	40,000.00	.750	04/12/2018	40,000.00	.750	195
AG1701089	230531	3010	SCOTT SHARP	04/20/2017	15,250.00	.750	04/12/2018	15,250.00	.750	195
AG1701097	230532	3010	SCOTT RIFFEL	04/20/2017	17,250.00	.750	04/12/2018	17,250.00	.750	195
AG1701105	230533	3010	BRADLEE BOWERS	04/20/2017	30,250.00	.750	04/12/2018	30,250.00	.750	195
AG1701113	230534	3010	GARRY SCHOOLEY	04/20/2017	31,250.00	.750	04/12/2018	31,250.00	.750	195
AG1701121	230535	3010	DONALD BETHEL	04/20/2017	35,250.00	.750	04/12/2018	35,250.00	.750	195
AG1701139	230536	3010	RICHARD BOWERS	04/20/2017	40,250.00	.750	04/12/2018	40,250.00	.750	195
AG1701501	230537	3010	RON & JOE LUMBREZER FARM	04/20/2017	40,500.00	.750	04/12/2018	40,500.00	.750	195
AG1701147	230538	3010	RONALD WRIGHT	04/20/2017	45,250.00	.750	04/12/2018	45,250.00	.750	195
AG1701519	230539	3010	JAN SHULL	04/20/2017	50,000.00	.750	04/12/2018	50,000.00	.750	195
AG1701527	230540	3010	BRENT STUDENKA	04/20/2017	50,500.00	.750	04/12/2018	50,500.00	.750	195
AG1701154	230541	3010	RICHARD LAMP	04/20/2017	60,250.00	.750	04/12/2018	60,250.00	.750	195
AG1701535	230542	3010	LARRY VANDENBUSCHE	04/20/2017	80,000.00	.750	04/12/2018	80,000.00	.750	195
AG1701543	230543	3010	M & P EISEL FARMS LLC	04/20/2017	92,000.00	.750	04/12/2018	92,000.00	.750	195
AG1701162	230544	3010	RODNEY BOWERS	04/20/2017	60,250.00	.750	04/12/2018	60,250.00	.750	195
AG1701550	230545	3010	RICHARD PATEK	04/20/2017	100,000.00	.750	04/12/2018	100,000.00	.750	195
AG1701568	230546	3010	JACK PATEK	04/20/2017	100,000.00	.750	04/12/2018	100,000.00	.750	195
AG1701170	230547	3010	RYAN FOSTER	04/20/2017	75,250.00	.750	04/12/2018	75,250.00	.750	195
AG1701576	230548	3010	SIMON BROTHERS	04/20/2017	100,000.00	.750	04/12/2018	100,000.00	.750	195
AG1701584	230549	3010	DONALD BUCKENMEYER	04/20/2017	100,000.00	.750	04/12/2018	100,000.00	.750	195
AG1701592	230550	3010	SCOTT GILLEN	04/20/2017	100,000.00	.750	04/12/2018	100,000.00	.750	195
AG1701188	230551	3010	MARK ROSS	04/20/2017	75,278.00	.750	04/12/2018	75,278.00	.750	195
AG1701600	230552	3010	WILLIAM J. BUCKENMEYER	04/20/2017	135,000.00	.750	04/12/2018	135,000.00	.750	195
AG1701618	230553	3010	HUSKINS FARMS	04/20/2017	150,000.00	.750	04/12/2018	150,000.00	.750	195



Run Date: 10/11/2017 8:00:52 AM

Investments Outstanding As Of Date: 9/29/2017

## INVENTORY BY MATURITY REPORT

CUSIP	Investment #	Fund	Issuer	Purchase Date	Current Book	Current Rate	Maturity Date	Current Par	YTM	Days to Maturity
AG1701626	230554	3010	JEFFREY TRUCKOR	04/20/2017	150,000.00	.750	04/12/2018	150,000.00	.750	195
AG1701196	230555	3010	CATTAIL FARMS INC	04/20/2017	100,350.00	.750	04/12/2018	100,350.00	.750	195
AG1701634	230556	3010	SZABO FARMS LLC	04/20/2017	150,000.00	.750	04/12/2018	150,000.00	.750	195
AG1701642	230557	3010	SCOTT CONRAD	04/20/2017	150,000.00	.750	04/12/2018	150,000.00	.750	195
AG1701659	230558	3010	KEITH TRUCKOR	04/20/2017	150,000.00	.750	04/12/2018	150,000.00	.750	195
AG1701204	230559	3010	ROBERT MCCLURE	04/20/2017	100,350.00	.750	04/12/2018	100,350.00	.750	195
AG1701212	230560	3010	J DUSTIN HINES	04/20/2017	100,350.00	.750	04/12/2018	100,350.00	.750	195
AG1701220	230561	3010	DAVID CLAYPOOL	04/20/2017	100,350.00	.750	04/12/2018	100,350.00	.750	195
AG1701238	230562	3010	STALDER&STALDER ENTERPRI	04/20/2017	110,350.00	.750	04/12/2018	110,350.00	.750	195
AG1701246	230563	3010	BRIAN NEELEY	04/20/2017	120,350.00	.750	04/12/2018	120,350.00	.750	195
AG1701253	230564	3010	JOHN HINTZ	04/20/2017	140,250.00	.750	04/12/2018	140,250.00	.750	195
AG1701261	230565	3010	DAVID BRANDT	04/20/2017	145,350.00	.750	04/12/2018	145,350.00	.750	195
AG1701279	230566	3010	LAMP FAMILY FARMS INC	04/20/2017	150,000.00	.750	04/12/2018	150,000.00	.750	195
AG1701667	230567	3010	DANNY L. CRAIG	04/21/2017	25,000.00	.750	04/12/2018	25,000.00	.750	195
AG1701675	230568	3010	JEREMY GILDOW	04/21/2017	35,000.00	.750	04/12/2018	35,000.00	.750	195
AG1701683	230569	3010	MARK WOLFE	04/21/2017	40,000.00	.750	04/12/2018	40,000.00	.750	195
AG1701691	230570	3010	NOAH KEMP	04/21/2017	50,000.00	.750	04/12/2018	50,000.00	.750	195
AG1701709	230571	3010	JAMES WATKINS	04/21/2017	100,000.00	.750	04/12/2018	100,000.00	.750	195
AG1701717	230572	3010	KEMP & SONS FARMS LLC	04/21/2017	150,000.00	.750	04/12/2018	150,000.00	.750	195
AG1701725	230573	3010	KYLE HOSTETLER	04/21/2017	70,000.00	.750	04/12/2018	70,000.00	.750	195
AG1701733	230574	3010	KRAMER HOMESTEAD INC.	04/21/2017	90,000.00	.750	04/12/2018	90,000.00	.750	195
AG1701741	230575	3010	MICHAEL R. OMAN	04/21/2017	90,000.00	.750	04/12/2018	90,000.00	.750	195
AG1701287	230576	3010	WALNUT CREEK SEEDS LLC	04/20/2017	150,000.00	.750	04/12/2018	150,000.00	.750	195
AG1701758	230577	3010	BROCK YUTZY	04/21/2017	90,000.00	.750	04/12/2018	90,000.00	.750	195
AG1701295	230578	3010	STRICKLER FAMILY FARMS LL	04/20/2017	150,000.00	.750	04/12/2018	150,000.00	.750	195
AG1701766	230579	3010	JON GINGERICH	04/21/2017	90,000.00	.750	04/12/2018	90,000.00	.750	195
AG1701774	230580	3010	RAYMOND KUHNS	04/21/2017	100,000.00	.750	04/12/2018	100,000.00	.750	195
AG1701303	230581	3010	JASON CLAYPOOL	04/20/2017	150,000.00	.750	04/12/2018	150,000.00	.750	195
AG1701782	230582	3010	LOCIN FARM LLC	04/21/2017	100,000.00	.750	04/12/2018	100,000.00	.750	195
AG1701311	230583	3010	TIMOTHY CLAYPOOL	04/20/2017	150,000.00	.750	04/12/2018	150,000.00	.750	195
AG1701790	230584	3010	JOHN KAUFFMAN JR.	04/21/2017	150,000.00	.750	04/12/2018	150,000.00	.750	195
AG1701865	230585	3010	H&J FARMS LLC	04/21/2017	150,000.00	.750	04/12/2018	150,000.00	.750	195
AG1701329	230586	3010	GEARHART FARMS LLC	04/20/2017	25,000.00	.750	04/12/2018	25,000.00	.750	195



Run Date: 10/11/2017 8:00:52 AM

Investments Outstanding As Of Date: 9/29/2017

## INVENTORY BY MATURITY REPORT

CUSIP	Investment #	Fund	Issuer	Purchase Date	Current Book	Current Rate	Maturity Date	Current Par	YTM	Days to Maturity
AG1701808	230587	3010	JEFFERY L. ROBINSON	04/21/2017	150,000.00	.750	04/12/2018	150,000.00	.750	195
AG1701816	230588	3010	ROGER STRALEY	04/21/2017	150,000.00	.750	04/12/2018	150,000.00	.750	195
AG1701873	230589	3010	HOSTETLER FAMILY FARMS LL	04/21/2017	150,000.00	.750	04/12/2018	150,000.00	.750	195
AG1701337	230590	3010	CLINTON BEAVERS	04/20/2017	25,000.00	.750	04/12/2018	25,000.00	.750	195
AG1701824	230591	3010	JAMES A. GRAY	04/21/2017	150,000.00	.750	04/12/2018	150,000.00	.750	195
AG1701832	230592	3010	NAVE-FIELD FARMS LLC	04/21/2017	150,000.00	.750	04/12/2018	150,000.00	.750	195
AG1701345	230593	3010	MARK SCARPITTI	04/20/2017	30,000.00	.750	04/12/2018	30,000.00	.750	195
AG1701881	230594	3010	JJ WALTON FARMS LLC	04/21/2017	150,000.00	.750	04/12/2018	150,000.00	.750	195
AG1701840	230595	3010	ROBERT C. MITCHELL	04/21/2017	150,000.00	.750	04/12/2018	150,000.00	.750	195
AG1701899	230596	3010	MARLIN YUTZY	04/21/2017	150,000.00	.750	04/12/2018	150,000.00	.750	195
AG1701352	230597	3010	FLAT-MAPLE FARM	04/20/2017	35,000.00	.750	04/12/2018	35,000.00	.750	195
AG1701857	230598	3010	KYLE YUTZY	04/21/2017	150,000.00	.750	04/12/2018	150,000.00	.750	195
AG1701360	230599	3010	ARROW CREEK FARM	04/20/2017	40,000.00	.750	04/12/2018	40,000.00	.750	195
AG1701378	230600	3010	GDR FARMS LLC	04/20/2017	50,000.00	.750	04/12/2018	50,000.00	.750	195
AG1701386	230601	3010	PAUL D BROWN	04/20/2017	80,000.00	.750	04/12/2018	80,000.00	.750	195
AG1701907	230602	3010	BRAD MATTIX	04/21/2017	150,000.00	.750	04/12/2018	150,000.00	.750	195
AG1701394	230603	3010	CLIFTON FAMILY FARM PARTN	04/20/2017	150,000.00	.750	04/12/2018	150,000.00	.750	195
AG1701915	230604	3010	GUY GREEN	04/21/2017	150,000.00	.750	04/12/2018	150,000.00	.750	195
AG1701402	230605	3010	GRAVES BROTHERS	04/20/2017	150,000.00	.750	04/12/2018	150,000.00	.750	195
AG1701923	230606	3010	MICHAEL SULLIVAN	04/21/2017	15,000.00	.750	04/12/2018	15,000.00	.750	195
AG1701410	230607	3010	MARK LITTLE	04/20/2017	150,000.00	.750	04/12/2018	150,000.00	.750	195
AG1701931	230608	3010	NATHANIEL PRICE	04/21/2017	25,000.00	.750	04/12/2018	25,000.00	.750	195
AG1701428	230609	3010	METZGER BROTHERS	04/20/2017	150,000.00	.750	04/12/2018	150,000.00	.750	195
AG1701949	230610	3010	COREY HALL	04/21/2017	60,000.00	.750	04/12/2018	60,000.00	.750	195
AG1701436	230611	3010	JOHN D CAUDILL	04/20/2017	150,000.00	.750	04/12/2018	150,000.00	.750	195
AG1701956	230612	3010	JEFFREY WALL	04/21/2017	105,000.00	.750	04/12/2018	105,000.00	.750	195
AG1701444	230613	3010	WILLIAM R CAUDILL	04/20/2017	150,000.00	.750	04/12/2018	150,000.00	.750	195
AG1701964	230614	3010	TIMOTHY LYDEN	04/21/2017	115,000.00	.750	04/12/2018	115,000.00	.750	195
AG1701451	230615	3010	SEAN MCKEE	04/20/2017	150,000.00	.750	04/12/2018	150,000.00	.750	195
AG1701972	230616	3010	JAMES MONROE	04/21/2017	123,000.00	.750	04/12/2018	123,000.00	.750	195
AG1701469	230617	3010	TIMOTHY S KNISLEY	04/20/2017	150,000.00	.750	04/12/2018	150,000.00	.750	195
AG1701980	230618	3010	JAMES JEREW	04/21/2017	148,000.00	.750	04/12/2018	148,000.00	.750	195
AG1701998	230619	3010	SUNNY LANE FARM	04/21/2017	150,000.00	.750	04/12/2018	150,000.00	.750	195



Run Date: 10/11/2017 8:00:52 AM

Investments Outstanding As Of Date: 9/29/2017

## INVENTORY BY MATURITY REPORT

CUSIP	Investment #	Fund	Issuer	Purchase Date	Current Book	Current Rate	Maturity Date	Current Par	YTM	Days to Maturity
AG1702004	230620	3010	D & S FARMS	04/21/2017	150,000.00	.750	04/12/2018	150,000.00	.750	195
AG1702558	230632	3010	JOEL WISH	04/20/2017	25,000.00	.750	04/12/2018	25,000.00	.750	195
AG1702566	230633	3010	MICHAEL MAXSON	04/20/2017	40,000.00	.750	04/12/2018	40,000.00	.750	195
AG1702574	230634	3010	DANIEL MAXSON	04/20/2017	40,000.00	.750	04/12/2018	40,000.00	.750	195
AG1702582	230635	3010	JONATHAN HILDEBRAND	04/20/2017	40,000.00	.750	04/12/2018	40,000.00	.750	195
AG1702590	230636	3010	WINDY KNOLL FARM	04/20/2017	50,000.00	.750	04/12/2018	50,000.00	.750	195
AG1702608	230637	3010	LARRY TIMMONS JR.	04/20/2017	50,000.00	.750	04/12/2018	50,000.00	.750	195
AG1702616	230638	3010	JONATHAN DAVID KING	04/20/2017	60,000.00	.750	04/12/2018	60,000.00	.750	195
AG1702624	230639	3010	JASON RYAN	04/20/2017	65,000.00	.750	04/12/2018	65,000.00	.750	195
AG1702632	230641	3010	MARY LU SWARTZ	04/20/2017	75,000.00	.750	04/12/2018	75,000.00	.750	195
AG1702640	230644	3010	ROBERT LEEDS	04/20/2017	80,000.00	.750	04/12/2018	80,000.00	.750	195
AG1702657	230645	3010	DALE MAXSON	04/20/2017	100,000.00	.750	04/12/2018	100,000.00	.750	195
AG1702665	230646	3010	JANET GENTIS TRUST	04/20/2017	100,000.00	.750	04/12/2018	100,000.00	.750	195
AG1702673	230647	3010	JASON TIMMONS	04/20/2017	100,000.00	.750	04/12/2018	100,000.00	.750	195
AG1702681	230648	3010	DARRELL RAMSEY	04/20/2017	100,000.00	.750	04/12/2018	100,000.00	.750	195
AG1702699	230649	3010	LEE FARMS	04/20/2017	100,000.00	.750	04/12/2018	100,000.00	.750	195
AG1702707	230650	3010	RICKY HAAG	04/20/2017	100,000.00	.750	04/12/2018	100,000.00	.750	195
AG1702715	230651	3010	LUCAS HAWKINS	04/20/2017	115,000.00	.750	04/12/2018	115,000.00	.750	195
AG1702723	230652	3010	C. KEITH HAWKINS	04/20/2017	115,000.00	.750	04/12/2018	115,000.00	.750	195
AG1702798	230653	3010	BRUNGARTH FAMILY FARMS L	04/20/2017	150,000.00	.750	04/12/2018	150,000.00	.750	195
AG1702806	230654	3010	BRUCE ROBERTS	04/20/2017	150,000.00	.750	04/12/2018	150,000.00	.750	195
AG1702814	230655	3010	JEREMY RENNER	04/20/2017	150,000.00	.750	04/12/2018	150,000.00	.750	195
AG1702822	230656	3010	KEITH ROBERTS	04/20/2017	150,000.00	.750	04/12/2018	150,000.00	.750	195
AG1702830	230657	3010	STEWART FARMS LLC	04/20/2017	150,000.00	.750	04/12/2018	150,000.00	.750	195
AG1702848	230658	3010	PHELPS FARM LLC	04/20/2017	150,000.00	.750	04/12/2018	150,000.00	.750	195
AG1702855	230659	3010	KENNETH OSBORN	04/20/2017	150,000.00	.750	04/12/2018	150,000.00	.750	195
AG1702863	230660	3010	JAMES AND LARRY TIMMONS	04/20/2017	150,000.00	.750	04/12/2018	150,000.00	.750	195
AG1702871	230661	3010	LILL FARMS INC.	04/20/2017	150,000.00	.750	04/12/2018	150,000.00	.750	195
AG1702889	230662	3010	LOUIS MEYER	04/20/2017	150,000.00	.750	04/12/2018	150,000.00	.750	195
AG1702897	230663	3010	RIDDLE BROTHERS	04/20/2017	50,000.00	.750	04/12/2018	50,000.00	.750	195
AG1702905	230664	3010	WILLIAM JURICH	04/20/2017	80,000.00	.750	04/12/2018	80,000.00	.750	195
AG1702913	230665	3010	JOHN COOK II	04/20/2017	100,000.00	.750	04/12/2018	100,000.00	.750	195
AG1702921	230666	3010	H. RICHARD WOLFE	04/20/2017	100,000.00	.750	04/12/2018	100,000.00	.750	195





Run Date: 10/11/2017 8:00:52 AM

Investments Outstanding As Of Date: 9/29/2017

## INVENTORY BY MATURITY REPORT

CUSIP	Investment #	Fund	Issuer	Purchase Date	Current Book	Current Rate	Maturity Date	Current Par	YTM	Days to Maturity
AG1702731	230667	3010	JOSHUA BLAZIER	04/20/2017	150,000.00	.750	04/12/2018	150,000.00	.750	195
AG1702939	230668	3010	TERRY E WRIGHT	04/20/2017	150,000.00	.750	04/12/2018	150,000.00	.750	195
AG1702749	230669	3010	DALE SIEBOLD	04/20/2017	150,000.00	.750	04/12/2018	150,000.00	.750	195
AG1702947	230670	3010	JAMES HAGLER	04/20/2017	150,000.00	.750	04/12/2018	150,000.00	.750	195
AG1702756	230671	3010	BRIAN CALL	04/20/2017	150,000.00	.750	04/12/2018	150,000.00	.750	195
AG1702954	230672	3010	PENDLETON FARMS	04/20/2017	150,000.00	.750	04/12/2018	150,000.00	.750	195
AG1702764	230673	3010	WISHWELL FARMS	04/20/2017	150,000.00	.750	04/12/2018	150,000.00	.750	195
AG1702962	230674	3010	RATLIFF FARMS	04/20/2017	150,000.00	.750	04/12/2018	150,000.00	.750	195
AG1702772	230675	3010	CHRIS VALLERY	04/20/2017	150,000.00	.750	04/12/2018	150,000.00	.750	195
AG1702970	230676	3010	NEAL NOBLE	04/20/2017	150,000.00	.750	04/12/2018	150,000.00	.750	195
AG1702988	230677	3010	ZURMEHLY FARMS	04/20/2017	150,000.00	.750	04/12/2018	150,000.00	.750	195
AG1702780	230678	3010	DANNY STEWART	04/20/2017	150,000.00	.750	04/12/2018	150,000.00	.750	195
AG1702996	230679	3010	JOHN KINZER JR.	04/20/2017	150,000.00	.750	04/12/2018	150,000.00	.750	195
AG1703002	230680	3010	GABRIEL M WEAVER	04/20/2017	150,000.00	.750	04/12/2018	150,000.00	.750	195
AG1703010	230681	3010	THOMPSON CREEK FARMS LLC	04/20/2017	150,000.00	.750	04/12/2018	150,000.00	.750	195
AG1703028	230682	3010	LAMAR RATLIFF FARMS LLC	04/20/2017	150,000.00	.750	04/12/2018	150,000.00	.750	195
AG1703036	230683	3010	BONHAM FARMS LLC	04/20/2017	150,000.00	.750	04/12/2018	150,000.00	.750	195
AG1703044	230684	3010	JEFFREY THOMPSON	04/20/2017	150,000.00	.750	04/12/2018	150,000.00	.750	195
AG1703051	230685	3010	MICHAEL LANMAN	04/20/2017	150,000.00	.750	04/12/2018	150,000.00	.750	195
AG1703069	230686	3010	JOHN WEAVER	04/20/2017	150,000.00	.750	04/12/2018	150,000.00	.750	195
AG1703077	230687	3010	LAWRENCE HAGLER	04/20/2017	150,000.00	.750	04/12/2018	150,000.00	.750	195
AG1703085	230688	3010	ANDERSON FARMS A GENERA	04/20/2017	150,000.00	.750	04/12/2018	150,000.00	.750	195
AG1703093	230689	3010	JOHN PERSINGER	04/20/2017	150,000.00	.750	04/12/2018	150,000.00	.750	195
AG1703101	230690	3010	JAMES K MINSHALL	04/20/2017	55,000.00	.750	04/12/2018	55,000.00	.750	195
AG1703119	230691	3010	RYAN SKINNER	04/20/2017	20,000.00	.750	04/12/2018	20,000.00	.750	195
AG1703127	230692	3010	MICHAEL EDGINGTON	04/20/2017	20,000.00	.750	04/12/2018	20,000.00	.750	195
AG1703135	230693	3010	MARY HADDOX	04/20/2017	20,250.00	.750	04/12/2018	20,250.00	.750	195
AG1703143	230694	3010	JAMES WINTER	04/20/2017	25,000.00	.750	04/12/2018	25,000.00	.750	195
AG1703150	230695	3010	PAUL RHOADS	04/20/2017	28,250.00	.750	04/12/2018	28,250.00	.750	195
AG1703168	230696	3010	KEVIN BEAVERS	04/20/2017	30,000.00	.750	04/12/2018	30,000.00	.750	195
AG1703176	230697	3010	JUSTIN LEIST	04/20/2017	30,000.00	.750	04/12/2018	30,000.00	.750	195
AG1703184	230698	3010	CHRISTOPHER DAVIS	04/20/2017	33,000.00	.750	04/12/2018	33,000.00	.750	195
AG1703192	230699	3010	GARY DAVIS	04/20/2017	35,200.00	.750	04/12/2018	35,200.00	.750	195



Run Date: 10/11/2017 8:00:52 AM

Investments Outstanding As Of Date: 9/29/2017

## INVENTORY BY MATURITY REPORT

CUSIP	Investment #	Fund	Issuer	Purchase Date	Current Book	Current Rate	Maturity Date	Current Par	YTM	Days to Maturity
AG1703200	230700	3010	BRIAN HELSER	04/20/2017	40,250.00	.750	04/12/2018	40,250.00	.750	195
AG1703218	230701	3010	MATTHEW WRIGHT	04/20/2017	50,000.00	.750	04/12/2018	50,000.00	.750	195
AG1703226	230702	3010	DAVID R WIGET	04/20/2017	50,000.00	.750	04/12/2018	50,000.00	.750	195
AG1703234	230703	3010	LYLE RICER	04/20/2017	50,000.00	.750	04/12/2018	50,000.00	.750	195
AG1703242	230704	3010	R STEVE RICKLY	04/20/2017	60,000.00	.750	04/12/2018	60,000.00	.750	195
AG1703259	230705	3010	ZACK SMITH	04/20/2017	75,000.00	.750	04/12/2018	75,000.00	.750	195
AG1703267	230706	3010	DALE SMITH	04/20/2017	75,000.00	.750	04/12/2018	75,000.00	.750	195
AG1703275	230707	3010	RUSSELL FOSTER	04/20/2017	90,350.00	.750	04/12/2018	90,350.00	.750	195
AG1703283	230708	3010	RUSSELL WISCHMEYER	04/20/2017	100,000.00	.750	04/12/2018	100,000.00	.750	195
AG1703317	230709	3010	FAIRFIELD CATTLE CO. INC.	04/20/2017	150,000.00	.750	04/12/2018	150,000.00	.750	195
AG1703325	230710	3010	JAMES COOKSEY	04/20/2017	150,000.00	.750	04/12/2018	150,000.00	.750	195
AG1703291	230711	3010	AARON KULL	04/20/2017	110,000.00	.750	04/12/2018	110,000.00	.750	195
AG1703333	230712	3010	ROBERT MINSHALL	04/20/2017	150,000.00	.750	04/12/2018	150,000.00	.750	195
AG1703309	230713	3010	CLEARVIEW FARMS INC.	04/20/2017	130,000.00	.750	04/12/2018	130,000.00	.750	195
AG1703341	230714	3010	JOHN GEARHERT	04/20/2017	150,000.00	.750	04/12/2018	150,000.00	.750	195
AG1703358	230715	3010	ROWLES ENTERPRISES LTD	04/20/2017	150,000.00	.750	04/12/2018	150,000.00	.750	195
AG1703366	230716	3010	RADCLIFF VENTURES LLC	04/20/2017	150,000.00	.750	04/12/2018	150,000.00	.750	195
AG1703374	230717	3010	ROWLES FARMS INC.	04/20/2017	150,000.00	.750	04/12/2018	150,000.00	.750	195
AG1703382	230718	3010	KYLE HUPP	04/20/2017	150,000.00	.750	04/12/2018	150,000.00	.750	195
AG1703390	230719	3010	LESTER LEWIS	04/20/2017	150,000.00	.750	04/12/2018	150,000.00	.750	195
AG1703408	230720	3010	KYLE REICHELDERFER	04/20/2017	150,000.00	.750	04/12/2018	150,000.00	.750	195
AG1703416	230721	3010	DEVIN WELLER	04/20/2017	150,000.00	.750	04/12/2018	150,000.00	.750	195
AG1703424	230722	3010	SAMUAL DULAP	04/20/2017	150,000.00	.750	04/12/2018	150,000.00	.750	195
AG1703523	230723	3010	B & D FARMS	04/20/2017	150,000.00	.750	04/12/2018	150,000.00	.750	195
AG1703432	230724	3010	GAB HAMMAN FARMS	04/20/2017	150,000.00	.750	04/12/2018	150,000.00	.750	195
AG1703531	230725	3010	STEVE A GIFFORD	04/20/2017	150,000.00	.750	04/12/2018	150,000.00	.750	195
AG1703440	230726	3010	JAY H WIPPEL	04/20/2017	150,000.00	.750	04/12/2018	150,000.00	.750	195
AG1703457	230727	3010	STEVE HINES	04/20/2017	150,000.00	.750	04/12/2018	150,000.00	.750	195
AG1703549	230728	3010	JOHN FOX	04/20/2017	150,000.00	.750	04/12/2018	150,000.00	.750	195
AG1703465	230729	3010	WILLIAM A RITTINGER	04/20/2017	150,000.00	.750	04/12/2018	150,000.00	.750	195
AG1703473	230730	3010	JAMES JEPSEN	04/20/2017	150,000.00	.750	04/12/2018	150,000.00	.750	195
AG1703556	230731	3010	ORVILLE GIFFORD	04/20/2017	150,000.00	.750	04/12/2018	150,000.00	.750	195
AG1703481	230732	3010	STRICKLER FARMS LLC	04/20/2017	150,000.00	.750	04/12/2018	150,000.00	.750	195



Run Date: 10/11/2017 8:00:52 AM

Investments Outstanding As Of Date: 9/29/2017

## INVENTORY BY MATURITY REPORT

CUSIP	Investment #	Fund	Issuer	Purchase Date	Current Book	Current Rate	Maturity Date	Current Par	YTM	Days to Maturity
AG1703499	230733	3010	ORR FARMS	04/20/2017	150,000.00	.750	04/12/2018	150,000.00	.750	195
AG1703564	230734	3010	WILBUR SEVER III	04/20/2017	150,000.00	.750	04/12/2018	150,000.00	.750	195
AG1703507	230735	3010	ROB STILWELL	04/20/2017	150,000.00	.750	04/12/2018	150,000.00	.750	195
AG1703572	230736	3010	RUFF SEED FARMS INC.	04/20/2017	150,000.00	.750	04/12/2018	150,000.00	.750	195
AG1703515	230737	3010	CHAD L HOFFMAN	04/20/2017	150,000.00	.750	04/12/2018	150,000.00	.750	195
AG1703580	230738	3010	DAVID DELONG	04/20/2017	150,000.00	.750	04/12/2018	150,000.00	.750	195
AG1703598	230739	3010	JASON GREEN	04/20/2017	150,000.00	.750	04/12/2018	150,000.00	.750	195
AG1703606	230740	3010	J ADAMS FARMS LLC	04/20/2017	150,000.00	.750	04/12/2018	150,000.00	.750	195
AG1703739	230741	3010	CUPP FARMS	04/20/2017	150,000.00	.750	04/12/2018	150,000.00	.750	195
AG1703614	230742	3010	KEITH PETERS LLC	04/20/2017	150,000.00	.750	04/12/2018	150,000.00	.750	195
AG1703747	230743	3010	STEVE SUVER	04/20/2017	150,000.00	.750	04/12/2018	150,000.00	.750	195
AG1703622	230744	3010	J DOUGLAS GIFFORD	04/20/2017	150,000.00	.750	04/12/2018	150,000.00	.750	195
AG1703754	230745	3010	BRYAN HUPP	04/20/2017	150,000.00	.750	04/12/2018	150,000.00	.750	195
AG1703762	230746	3010	WYATT WILSON	04/20/2017	150,000.00	.750	04/12/2018	150,000.00	.750	195
AG1703630	230747	3010	DELBERT NEFF	04/20/2017	150,000.00	.750	04/12/2018	150,000.00	.750	195
AG1703770	230748	3010	TWO L FARMS INC.	04/20/2017	150,000.00	.750	04/12/2018	150,000.00	.750	195
AG1703648	230749	3010	CRAZY HORSE ENT. INC.	04/20/2017	150,000.00	.750	04/12/2018	150,000.00	.750	195
AG1703788	230750	3010	KEVIN ROBERTS	04/20/2017	10,000.00	.750	04/12/2018	10,000.00	.750	195
AG1703796	230751	3010	BRADY MILLER	04/20/2017	60,000.00	.750	04/12/2018	60,000.00	.750	195
AG1703655	230752	3010	TRAVIS CUPP	04/20/2017	150,000.00	.750	04/12/2018	150,000.00	.750	195
AG1703804	230753	3010	MCCRAY FARMS	04/20/2017	150,000.00	.750	04/12/2018	150,000.00	.750	195
AG1703663	230754	3010	JOHN G WAIDELICH	04/20/2017	150,000.00	.750	04/12/2018	150,000.00	.750	195
AG1703812	230755	3010	JAMES KUHLWEIN	04/20/2017	25,000.00	.750	04/12/2018	25,000.00	.750	195
AG1703820	230756	3010	RYAN MAST	04/20/2017	150,000.00	.750	04/12/2018	150,000.00	.750	195
AG1703671	230757	3010	BROOKS MCCOY	04/20/2017	150,000.00	.750	04/12/2018	150,000.00	.750	195
AG1703838	230758	3010	D & D PETERS LLC	04/20/2017	150,000.00	.750	04/12/2018	150,000.00	.750	195
AG1703846	230759	3010	A & R FARMS OHIO LLC	04/20/2017	150,000.00	.750	04/12/2018	150,000.00	.750	195
AG1703689	230760	3010	WILLIAM HOSKINSON	04/20/2017	150,000.00	.750	04/12/2018	150,000.00	.750	195
AG1703853	230761	3010	NEIL DOERSAM	04/20/2017	150,000.00	.750	04/12/2018	150,000.00	.750	195
AG1703861	230762	3010	RONALD JAHN	04/20/2017	150,000.00	.750	04/12/2018	150,000.00	.750	195
AG1703697	230763	3010	DRESBACH FARMS INCORPOR	04/20/2017	150,000.00	.750	04/12/2018	150,000.00	.750	195
AG1703879	230764	3010	THOMAS CONNER	04/20/2017	45,000.00	.750	04/12/2018	45,000.00	.750	195
AG1703887	230765	3010	JONATHON EVANS	04/20/2017	4,000.00	.750	04/12/2018	4,000.00	.750	195



Run Date: 10/11/2017 8:00:52 AM

Investments Outstanding As Of Date: 9/29/2017

## INVENTORY BY MATURITY REPORT

CUSIP	Investment #	Fund	Issuer	Purchase Date	Current Book	Current Rate	Maturity Date	Current Par	YTM	Days to Maturity
AG1703705	230766	3010	DAVID STEELE	04/20/2017	150,000.00	.750	04/12/2018	150,000.00	.750	195
AG1703895	230767	3010	JOSHUA W ROBERTS	04/20/2017	20,000.00	.750	04/12/2018	20,000.00	.750	195
AG1703903	230768	3010	MICHAEL MILLER	04/20/2017	25,000.00	.750	04/12/2018	25,000.00	.750	195
AG1703713	230769	3010	BRYANT AGRICULTURE ENTER	04/20/2017	150,000.00	.750	04/12/2018	150,000.00	.750	195
AG1703911	230770	3010	DALE ROUSH	04/20/2017	25,000.00	.750	04/12/2018	25,000.00	.750	195
AG1703929	230771	3010	JASON SHARP	04/20/2017	35,000.00	.750	04/12/2018	35,000.00	.750	195
AG1703721	230772	3010	ALLEN ETT	04/20/2017	150,000.00	.750	04/12/2018	150,000.00	.750	195
AG1703937	230773	3010	NATHAN EHMAN	04/20/2017	40,000.00	.750	04/12/2018	40,000.00	.750	195
AG1703945	230774	3010	MATTHEW ROUSH	04/20/2017	40,000.00	.750	04/12/2018	40,000.00	.750	195
AG1703952	230775	3010	JACOB SHAFFER	04/20/2017	45,000.00	.750	04/12/2018	45,000.00	.750	195
AG1703960	230776	3010	NEW CENTURY CSA LLC	04/20/2017	55,000.00	.750	04/12/2018	55,000.00	.750	195
AG1703978	230777	3010	WAYNE PATRICK	04/20/2017	60,000.00	.750	04/12/2018	60,000.00	.750	195
AG1703986	230778	3010	JOHN STROUS	04/20/2017	64,000.00	.750	04/12/2018	64,000.00	.750	195
AG1703994	230779	3010	CAROL ROUSH	04/20/2017	75,000.00	.750	04/12/2018	75,000.00	.750	195
AG1704000	230780	3010	WAYNE ROBERTS	04/20/2017	80,000.00	.750	04/12/2018	80,000.00	.750	195
AG1704018	230781	3010	JOHN ROBERTS	04/20/2017	90,000.00	.750	04/12/2018	90,000.00	.750	195
AG1704026	230782	3010	RICHARD MCPHERSON	04/20/2017	150,000.00	.750	04/12/2018	150,000.00	.750	195
AG1704034	230783	3010	DENNIS ZEIGLER	04/20/2017	150,000.00	.750	04/12/2018	150,000.00	.750	195
AG1702236	230784	3010	BRUCE SHOLL	04/21/2017	150,000.00	.750	04/12/2018	150,000.00	.750	195
AG1704042	230785	3010	HASTINGS FARMS GENERAL P	04/20/2017	150,000.00	.750	04/12/2018	150,000.00	.750	195
AG1704059	230786	3010	LARRY HAY	04/20/2017	150,000.00	.750	04/12/2018	150,000.00	.750	195
AG1704067	230787	3010	JOHN GIFFORD	04/20/2017	150,000.00	.750	04/12/2018	150,000.00	.750	195
AG1704075	230788	3010	EWING & SON FARMS LLC	04/20/2017	150,000.00	.750	04/12/2018	150,000.00	.750	195
AG1702244	230789	3010	STUCKEY BROTHERS CONTRA	04/21/2017	150,000.00	.750	04/12/2018	150,000.00	.750	195
AG1702251	230790	3010	HAACK FARMS INC	04/21/2017	150,000.00	.750	04/12/2018	150,000.00	.750	195
AG1704083	230791	3010	RYAN WILSON	04/20/2017	150,000.00	.750	04/12/2018	150,000.00	.750	195
AG1704091	230792	3010	STEVE RILEY	04/20/2017	150,000.00	.750	04/12/2018	150,000.00	.750	195
AG1704109	230793	3010	DONALD SHAW JR.	04/20/2017	150,000.00	.750	04/12/2018	150,000.00	.750	195
AG1702269	230794	3010	DEAN NOFZIGER	04/21/2017	150,000.00	.750	04/12/2018	150,000.00	.750	195
AG1704117	230795	3010	JOHN HOFFMAN	04/20/2017	150,000.00	.750	04/12/2018	150,000.00	.750	195
AG1704125	230796	3010	JOHN M. BELL	04/20/2017	150,000.00	.750	04/12/2018	150,000.00	.750	195
AG1704133	230797	3010	ADAM PETERS	04/20/2017	50,000.00	.750	04/12/2018	50,000.00	.750	195
AG1702277	230798	3010	JANE LIGHTHILL	04/21/2017	150,000.00	.750	04/12/2018	150,000.00	.750	195



Run Date: 10/11/2017 8:00:52 AM

Investments Outstanding As Of Date: 9/29/2017

## INVENTORY BY MATURITY REPORT

CUSIP	Investment #	Fund	Issuer	Purchase Date	Current Book	Current Rate	Maturity Date	Current Par	YTM	Days to Maturity
AG1704141	230799	3010	CHARLES PERRILL	04/20/2017	100,300.00	.750	04/12/2018	100,300.00	.750	195
AG1704158	230800	3010	BRYAN J CROSIER	04/20/2017	85,000.00	.750	04/12/2018	85,000.00	.750	195
AG1702285	230801	3010	RICHARD BURK	04/21/2017	150,000.00	.750	04/12/2018	150,000.00	.750	195
AG1702293	230802	3010	WILLIAM BAUMAN	04/21/2017	150,000.00	.750	04/12/2018	150,000.00	.750	195
AG1702301	230803	3010	BRADY WOOLACE	04/21/2017	150,000.00	.750	04/12/2018	150,000.00	.750	195
AG1702319	230804	3010	MICHAEL CARPENTER	04/21/2017	150,000.00	.750	04/12/2018	150,000.00	.750	195
AG1702327	230805	3010	TED POHLMANN	04/21/2017	150,000.00	.750	04/12/2018	150,000.00	.750	195
AG1702335	230806	3010	LUCAS NOFZIGER	04/21/2017	150,000.00	.750	04/12/2018	150,000.00	.750	195
AG1704398	230822	3010	W.W. HUTTINGER	04/21/2017	100,000.00	.750	04/12/2018	100,000.00	.750	195
AG1704414	230824	3010	TWIN PINE FARMS	04/21/2017	150,000.00	.750	04/12/2018	150,000.00	.750	195
3133EHGF4	230825	1000	FFCB ADJUSTABLE RATE BON	04/20/2017	5,000,000.00	1.200	04/12/2018	5,000,000.00	1.200	195
AG1704422	230826	3010	JANET KUHLMAN	04/20/2017	115,000.00	.750	04/12/2018	115,000.00	.750	195
AG1704430	230827	3010	BARLAGE FARMS	04/20/2017	150,000.00	.750	04/12/2018	150,000.00	.750	195
AG1704448	230828	3010	KENNETH UNVERFERTH	04/20/2017	150,000.00	.750	04/12/2018	150,000.00	.750	195
AG1704455	230829	3010	LINCOLN NAFZIGER	04/20/2017	150,000.00	.750	04/12/2018	150,000.00	.750	195
AG1704463	230830	3010	CURTIS COOLEY	04/20/2017	150,000.00	.750	04/12/2018	150,000.00	.750	195
AG1704471	230831	3010	JEFFREY BEAVERSON	04/20/2017	100,000.00	.750	04/12/2018	100,000.00	.750	195
AG1704489	230832	3010	JOHN KURIVIAL	04/20/2017	150,000.00	.750	04/12/2018	150,000.00	.750	195
AG1702012	230834	3010	LESLIE SMITH	04/21/2017	25,000.00	.750	04/12/2018	25,000.00	.750	195
AG1702020	230835	3010	RANDALL STUCKEY	04/21/2017	50,000.00	.750	04/12/2018	50,000.00	.750	195
AG1702038	230836	3010	HAROLD JAMES NAGEL	04/21/2017	60,000.00	.750	04/12/2018	60,000.00	.750	195
AG1702046	230837	3010	LESLIE SCHAFFNER	04/21/2017	70,000.00	.750	04/12/2018	70,000.00	.750	195
AG1702053	230838	3010	KENNETH DURHAM	04/21/2017	95,000.00	.750	04/12/2018	95,000.00	.750	195
AG1702061	230839	3010	KENT LESTER	04/21/2017	100,000.00	.750	04/12/2018	100,000.00	.750	195
AG1702079	230840	3010	ALAN SCHAFFNER	04/21/2017	100,000.00	.750	04/12/2018	100,000.00	.750	195
AG1702087	230841	3010	MDMT FARMS LLC	04/21/2017	100,000.00	.750	04/12/2018	100,000.00	.750	195
AG1702095	230842	3010	RICKY HALL	04/21/2017	100,000.00	.750	04/12/2018	100,000.00	.750	195
AG1702103	230843	3010	GARY HAMMON	04/21/2017	125,000.00	.750	04/12/2018	125,000.00	.750	195
AG1702111	230845	3010	MITCHEL SCHAFFNER	04/21/2017	125,000.00	.750	04/12/2018	125,000.00	.750	195
AG1702129	230847	3010	KEVIN STONG	04/21/2017	130,000.00	.750	04/12/2018	130,000.00	.750	195
AG1702137	230849	3010	MASON FAMILY FARMS LLC	04/21/2017	150,000.00	.750	04/12/2018	150,000.00	.750	195
AG1702145	230850	3010	RAY LEPPELMEIER	04/21/2017	150,000.00	.750	04/12/2018	150,000.00	.750	195
AG1702152	230851	3010	DOUGLAS EISEL	04/21/2017	150,000.00	.750	04/12/2018	150,000.00	.750	195



Run Date: 10/11/2017 8:00:52 AM

Investments Outstanding As Of Date: 9/29/2017

## INVENTORY BY MATURITY REPORT

CUSIP	Investment #	Fund	Issuer	Purchase Date	Current Book	Current Rate	Maturity Date	Current Par	YTM	Days to Maturity
AG1702160	230853	3010	JOHN RETHMEL	04/21/2017	150,000.00	.750	04/12/2018	150,000.00	.750	195
AG1702178	230854	3010	HOLLAND FARMS LLC	04/21/2017	150,000.00	.750	04/12/2018	150,000.00	.750	195
AG1702186	230855	3010	KEITH JONES	04/21/2017	150,000.00	.750	04/12/2018	150,000.00	.750	195
AG1702194	230856	3010	JAMES LEATHERMAN	04/21/2017	150,000.00	.750	04/12/2018	150,000.00	.750	195
AG1702202	230857	3010	JASON MEYERS	04/21/2017	150,000.00	.750	04/12/2018	150,000.00	.750	195
AG1702210	230858	3010	NEWCOMER FARMS INC.	04/21/2017	150,000.00	.750	04/12/2018	150,000.00	.750	195
AG1702228	230859	3010	GREGORY NOFZIGER	04/21/2017	150,000.00	.750	04/12/2018	150,000.00	.750	195
AG1702343	230860	3010	GREGORY OTTO	04/21/2017	150,000.00	.750	04/12/2018	150,000.00	.750	195
AG1702350	230861	3010	MATTHEW WALTERS	04/21/2017	35,000.00	.750	04/12/2018	35,000.00	.750	195
AG1702368	230862	3010	BRIAN ANDERSON	04/21/2017	50,000.00	.750	04/12/2018	50,000.00	.750	195
AG1702376	230863	3010	JONATHON LANG	04/21/2017	50,000.00	.750	04/12/2018	50,000.00	.750	195
AG1702384	230864	3010	CHARLES BRESLER	04/21/2017	100,000.00	.750	04/12/2018	100,000.00	.750	195
AG1704166	230866	3010	KENNETH SCHROEDER	04/21/2017	150,000.00	.750	04/12/2018	150,000.00	.750	195
AG1704174	230867	3010	JERRY HOFFMAN	04/21/2017	125,000.00	.750	04/12/2018	125,000.00	.750	195
AG1704182	230868	3010	RYAN ORDWAY	04/21/2017	60,000.00	.750	04/12/2018	60,000.00	.750	195
AG1704190	230869	3010	DENNIS STEFFAN	04/21/2017	50,000.00	.750	04/12/2018	50,000.00	.750	195
AG1704208	230870	3010	TIMOTHY SCHROEDER	04/21/2017	50,000.00	.750	04/12/2018	50,000.00	.750	195
AG1704216	230871	3010	OSCAR S SCHROEDER	04/21/2017	150,000.00	.750	04/12/2018	150,000.00	.750	195
AG1704224	230872	3010	HASELMAN BROS.	04/21/2017	150,000.00	.750	04/12/2018	150,000.00	.750	195
AG1704232	230873	3010	MOENING FARMS LLC	04/21/2017	150,000.00	.750	04/12/2018	150,000.00	.750	195
AG1704240	230874	3010	MICHAEL BALBAUGH	04/21/2017	150,000.00	.750	04/12/2018	150,000.00	.750	195
AG1702400	230875	3010	GARY VOLLMAR	04/21/2017	100,000.00	.750	04/12/2018	100,000.00	.750	195
AG1704257	230876	3010	GERALD HASELMAN	04/21/2017	65,000.00	.750	04/12/2018	65,000.00	.750	195
AG1704265	230877	3010	PALTE FARMS	04/21/2017	125,000.00	.750	04/12/2018	125,000.00	.750	195
AG1704273	230878	3010	LEONARD MICHEL	04/21/2017	100,000.00	.750	04/12/2018	100,000.00	.750	195
AG1704281	230879	3010	JOE SCHROEDER	04/21/2017	100,000.00	.750	04/12/2018	100,000.00	.750	195
AG1704299	230880	3010	HAROLD ROY	04/21/2017	125,000.00	.750	04/12/2018	125,000.00	.750	195
AG1704307	230881	3010	RA SCHROEDER FARMS INC.	04/21/2017	150,000.00	.750	04/12/2018	150,000.00	.750	195
AG1702418	230882	3010	HARRISON TRAIL FARMS	04/21/2017	100,000.00	.750	04/12/2018	100,000.00	.750	195
AG1702426	230883	3010	EDWARD HUFFMAN	04/21/2017	150,000.00	.750	04/12/2018	150,000.00	.750	195
AG1704315	230884	3010	GARY ORDWAY	04/21/2017	80,000.00	.750	04/12/2018	80,000.00	.750	195
AG1704323	230885	3010	DANNY ROE	04/21/2017	150,000.00	.750	04/12/2018	150,000.00	.750	195
AG1704331	230886	3010	CHAD AND JASON PESTER	04/21/2017	90,000.00	.750	04/12/2018	90,000.00	.750	195



Run Date: 10/11/2017 8:00:52 AM

Investments Outstanding As Of Date: 9/29/2017

## INVENTORY BY MATURITY REPORT

CUSIP	Investment #	Fund	Issuer	Purchase Date	Current Book	Current Rate	Maturity Date	Current Par	YTM	Days to Maturity
AG1704349	230887	3010	JEFFREY STEFFAN	04/21/2017	150,000.00	.750	04/12/2018	150,000.00	.750	195
AG1704356	230888	3010	DOUGLAS MANGAS	04/21/2017	150,000.00	.750	04/12/2018	150,000.00	.750	195
AG1704364	230889	3010	ROGER NIESE	04/21/2017	90,000.00	.750	04/12/2018	90,000.00	.750	195
AG1704372	230890	3010	GARY NIESE	04/21/2017	150,000.00	.750	04/12/2018	150,000.00	.750	195
AG1704380	230891	3010	CHARLES SCHECKELHOFF	04/21/2017	100,000.00	.750	04/12/2018	100,000.00	.750	195
AG1702434	230892	3010	THE ECKEL CATTLE COMPANY	04/21/2017	150,000.00	.750	04/12/2018	150,000.00	.750	195
AG1702442	230893	3010	MARK BOSS	04/21/2017	150,000.00	.750	04/12/2018	150,000.00	.750	195
AG1702459	230894	3010	JOHN YOUNG	04/21/2017	150,000.00	.750	04/12/2018	150,000.00	.750	195
AG1702467	230895	3010	TIMOTHY SHELINE	04/21/2017	150,000.00	.750	04/12/2018	150,000.00	.750	195
AG1702475	230898	3010	WULFF FARMS	04/21/2017	150,000.00	.750	04/12/2018	150,000.00	.750	195
AG1702483	230899	3010	D & S FARMS LLC	04/21/2017	150,000.00	.750	04/12/2018	150,000.00	.750	195
AG1702491	230900	3010	TRAVIS HARRISON	04/21/2017	150,000.00	.750	04/12/2018	150,000.00	.750	195
AG1702509	230901	3010	DAN & CHARM POTTER JOINT	04/21/2017	150,000.00	.750	04/12/2018	150,000.00	.750	195
AG1702517	230902	3010	ECKEL GRAIN FARMS LTD.	04/21/2017	150,000.00	.750	04/12/2018	150,000.00	.750	195
AG1702525	230903	3010	CLEAR VIEW FARMS	04/21/2017	150,000.00	.750	04/12/2018	150,000.00	.750	195
AG1702533	230904	3010	RICHARD WALTERS	04/21/2017	150,000.00	.750	04/12/2018	150,000.00	.750	195
AG1702541	230905	3010	JERREMY SIEFKER	04/21/2017	70,000.00	.750	04/12/2018	70,000.00	.750	195
AG1704505	230942	3010	ZEEDYK FARMS LLC	04/24/2017	150,000.00	.750	04/12/2018	150,000.00	.750	195
AG1704513	230943	3010	THOMAS WIEMKEN	04/24/2017	100,000.00	.750	04/12/2018	100,000.00	.750	195
AG1704521	230944	3010	JD ECKEL FAMILY FARMS LLC	04/24/2017	150,000.00	.750	04/12/2018	150,000.00	.750	195
AG1704539	230945	3010	RANDY CHAPMAN	04/24/2017	50,000.00	.750	04/12/2018	50,000.00	.750	195
AG1704547	230947	3010	AREND BROTHERS INC.	04/24/2017	150,000.00	.750	04/12/2018	150,000.00	.750	195
AG1704554	230948	3010	AUSTIN BOK	04/24/2017	45,000.00	.750	04/12/2018	45,000.00	.750	195
AG1704562	230949	3010	THOMAS SCHLACHTER	04/24/2017	55,000.00	.750	04/12/2018	55,000.00	.750	195
AG1704570	230950	3010	SPATIAL AG. SYSTEMS LLC	04/24/2017	150,000.00	.750	04/12/2018	150,000.00	.750	195
AG1704588	230951	3010	LEO SHININGER	04/24/2017	150,000.00	.750	04/12/2018	150,000.00	.750	195
AG1704596	230966	3010	ANDREWS FARMS INC	04/25/2017	150,000.00	.750	04/12/2018	150,000.00	.750	195
AG1704604	230968	3010	AC SCHROEDER LLC	04/25/2017	150,000.00	.750	04/12/2018	150,000.00	.750	195
AG1704612	230971	3010	BR FARMS LLC	04/25/2017	150,000.00	.750	04/12/2018	150,000.00	.750	195
AG1704620	231053	3010	SHOWALTER DAIRY FARMS LL	05/01/2017	150,000.00	.750	04/12/2018	150,000.00	.750	195
AG1704638	231054	3010	MASON KISAMORE	05/01/2017	50,000.00	.750	04/12/2018	50,000.00	.750	195
AG1704646	231055	3010	IVAN ZIMMERMAN	05/01/2017	30,000.00	.750	04/12/2018	30,000.00	.750	195
AG1704653	231056	3010	AMOS LIVESTOCK EQUIPMENT	05/01/2017	60,000.00	.750	04/12/2018	60,000.00	.750	195



Run Date: 10/11/2017 8:00:52 AM

Investments Outstanding As Of Date: 9/29/2017

## INVENTORY BY MATURITY REPORT

CUSIP	Investment #	Fund	Issuer	Purchase Date	Current Book	Current Rate	Maturity Date	Current Par	YTM	Days to Maturity
AG1704661	231057	3010	JAY & JEWEL AMSTUTZ	05/01/2017	30,000.00	.750	04/12/2018	30,000.00	.750	195
AG1704679	231058	3010	RICHARD GRAHAM	05/01/2017	25,000.00	.750	04/12/2018	25,000.00	.750	195
AG1704687	231059	3010	PEBBLE FARM	05/01/2017	20,000.00	.750	04/12/2018	20,000.00	.750	195
AG1704695	231060	3010	CRAIG E & LYNELLE J STOLLE	05/01/2017	30,000.00	.750	04/12/2018	30,000.00	.750	195
AG1704703	231061	3010	DAVID & JONATHAN DOTTERE	05/01/2017	150,000.00	.750	04/12/2018	150,000.00	.750	195
AG1704711	231062	3010	HODGE FARMS LLC	05/01/2017	100,000.00	.750	04/12/2018	100,000.00	.750	195
AG1704729	231063	3010	WILLIAM AND VICKIE ROHR	05/01/2017	150,000.00	.750	04/12/2018	150,000.00	.750	195
AG1704737	231064	3010	STACY J GIAUQUE	05/01/2017	125,000.00	.750	04/12/2018	125,000.00	.750	195
AG1704745	231065	3010	BRIAN GORTNER	05/01/2017	150,000.00	.750	04/12/2018	150,000.00	.750	195
AG1704752	231066	3010	SCHEUFLER FARMS LLC	05/01/2017	150,000.00	.750	04/12/2018	150,000.00	.750	195
AG1704760	231067	3010	CANTENDO ACRES GRAZELAN	05/01/2017	50,000.00	.750	04/12/2018	50,000.00	.750	195
AG1704778	231068	3010	ROY ANDREW LEID	05/01/2017	22,500.00	.750	04/12/2018	22,500.00	.750	195
AG1704786	231069	3010	DAVID & ANNE GASSER	05/01/2017	25,000.00	.750	04/12/2018	25,000.00	.750	195
AG1704794	231070	3010	DJR FARM LLC	05/01/2017	10,000.00	.750	04/12/2018	10,000.00	.750	195
AG1704802	231071	3010	PAUL & FANNIE MILLER	05/01/2017	20,000.00	.750	04/12/2018	20,000.00	.750	195
AG1704810	231072	3010	HAROLD & MARGARET MILLER	05/01/2017	55,000.00	.750	04/12/2018	55,000.00	.750	195
AG1704828	231073	3010	MACY & MICHAEL & LEANNE B	05/01/2017	20,000.00	.750	04/12/2018	20,000.00	.750	195
AG1705049	231074	3010	R E LUMBER AND LOGGING	05/01/2017	150,000.00	.750	04/12/2018	150,000.00	.750	195
AG1705056	231075	3010	EUGENE & MARY A BURKHOLD	05/01/2017	100,000.00	.750	04/12/2018	100,000.00	.750	195
AG1705064	231076	3010	BRYAN MILLER	05/01/2017	40,000.00	.750	04/12/2018	40,000.00	.750	195
AG1705072	231077	3010	KRAIG GASSER	05/01/2017	50,000.00	.750	04/12/2018	50,000.00	.750	195
AG1705080	231078	3010	RACE ROCK DAIRY FARM	05/01/2017	20,000.00	.750	04/12/2018	20,000.00	.750	195
AG1705098	231079	3010	ROHR FARMS SERVICE LLC	05/01/2017	150,000.00	.750	04/12/2018	150,000.00	.750	195
AG1705106	231080	3010	DOUGLASS GRAIN FARMS LLC	05/01/2017	150,000.00	.750	04/12/2018	150,000.00	.750	195
AG1705114	231081	3010	BRENEMAN FARMS INC	05/01/2017	50,000.00	.750	04/12/2018	50,000.00	.750	195
AG1705122	231082	3010	BRADLEY & MOLLY STULL	05/01/2017	35,000.00	.750	04/12/2018	35,000.00	.750	195
AG1705130	231083	3010	SETH S AMOS	05/01/2017	60,000.00	.750	04/12/2018	60,000.00	.750	195
AG1705148	231084	3010	FIVE POINTS FARM LLC	05/01/2017	150,000.00	.750	04/12/2018	150,000.00	.750	195
AG1705155	231085	3010	LOREN LARRY & DARRELL STE	05/01/2017	50,000.00	.750	04/12/2018	50,000.00	.750	195
AG1705163	231086	3010	DALEWYN C & JULIE M MARTI	05/01/2017	50,000.00	.750	04/12/2018	50,000.00	.750	195
AG1705171	231087	3010	ROSEDALE FARMS LLC	05/01/2017	150,000.00	.750	04/12/2018	150,000.00	.750	195
AG1705189	231088	3010	OPEN ROAD FARM LTD	05/01/2017	100,000.00	.750	04/12/2018	100,000.00	.750	195
AG1704836	231089	3010	LANG VUE FARMS LTD	05/01/2017	75,000.00	.750	04/12/2018	75,000.00	.750	195





Run Date: 10/11/2017 8:00:52 AM

Investments Outstanding As Of Date: 9/29/2017

## INVENTORY BY MATURITY REPORT

CUSIP	Investment #	Fund	Issuer	Purchase Date	Current Book	Current Rate	Maturity Date	Current Par	YTM	Days to Maturity
AG1705197	231090	3010	WINDY WAY FARMS LTD	05/01/2017	150,000.00	.750	04/12/2018	150,000.00	.750	195
AG1705205	231091	3010	NATHAN L YODER	05/01/2017	50,000.00	.750	04/12/2018	50,000.00	.750	195
AG1704844	231092	3010	GEITGEY FARMS LLC	05/01/2017	35,000.00	.750	04/12/2018	35,000.00	.750	195
AG1705213	231093	3010	REGAN A & LAURA A KLINE	05/01/2017	40,212.00	.750	04/12/2018	40,212.00	.750	195
AG1704851	231094	3010	CLIFFORD SCHEIBE	05/01/2017	50,000.00	.750	04/12/2018	50,000.00	.750	195
AG1705221	231095	3010	TYLER STAHL	05/01/2017	15,000.00	.750	04/12/2018	15,000.00	.750	195
AG1705239	231096	3010	WASUKA FARMS INC	05/01/2017	150,000.00	.750	04/12/2018	150,000.00	.750	195
AG1705247	231097	3010	JONATHAN D & MARTHA G GO	05/01/2017	75,000.00	.750	04/12/2018	75,000.00	.750	195
AG1704869	231098	3010	MARTINS HILLCREST FARM LL	05/01/2017	100,000.00	.750	04/12/2018	100,000.00	.750	195
AG1704877	231099	3010	LEGEND DAIRY LTD	05/01/2017	150,000.00	.750	04/12/2018	150,000.00	.750	195
AG1704885	231100	3010	JOHN & PATRICIA STEINER	05/01/2017	20,000.00	.750	04/12/2018	20,000.00	.750	195
AG1704893	231101	3010	SCHIRM JERSEY FARM	05/01/2017	75,000.00	.750	04/12/2018	75,000.00	.750	195
AG1704901	231102	3010	GREG & CHALA TROYER	05/01/2017	75,000.00	.750	04/12/2018	75,000.00	.750	195
AG1704919	231103	3010	AGRI SOILS LTD	05/01/2017	150,000.00	.750	04/12/2018	150,000.00	.750	195
AG1704927	231104	3010	KLEVER HOLSTEIN FRM LIMIT	05/01/2017	86,000.00	.750	04/12/2018	86,000.00	.750	195
AG1704935	231105	3010	NATHAN GASSER	05/01/2017	100,000.00	.750	04/12/2018	100,000.00	.750	195
AG1704943	231107	3010	GALE & WYVIONA SAUSER	05/01/2017	40,000.00	.750	04/12/2018	40,000.00	.750	195
AG1704950	231108	3010	JON BRAD OCEL	05/01/2017	50,000.00	.750	04/12/2018	50,000.00	.750	195
AG1704968	231109	3010	LEROY J & MARTHA S MILLER	05/01/2017	20,000.00	.750	04/12/2018	20,000.00	.750	195
AG1704976	231110	3010	BENJAMIN L GOOD	05/01/2017	40,000.00	.750	04/12/2018	40,000.00	.750	195
AG1704984	231111	3010	ADRIAN & ALYSSA BEERY	05/01/2017	30,000.00	.750	04/12/2018	30,000.00	.750	195
AG1704992	231112	3010	LAROY WEAVER	05/01/2017	150,000.00	.750	04/12/2018	150,000.00	.750	195
AG1705007	231113	3010	RUPRECHT FARM LLC	05/01/2017	100,000.00	.750	04/12/2018	100,000.00	.750	195
AG1705015	231114	3010	SAMUEL BURKHOLDER	05/01/2017	60,000.00	.750	04/12/2018	60,000.00	.750	195
AG1705023	231115	3010	IVAN BURKHOLDER	05/01/2017	25,000.00	.750	04/12/2018	25,000.00	.750	195
AG1705031	231116	3010	KELLY MCKELVEY	05/01/2017	150,000.00	.750	04/12/2018	150,000.00	.750	195
AG1705254	231117	3010	BENJAMIN KLICK	05/01/2017	50,000.00	.750	04/12/2018	50,000.00	.750	195
AG1705262	231118	3010	CLINT J & CASSANDRA K KEE	05/01/2017	70,000.00	.750	04/12/2018	70,000.00	.750	195
AG1705270	231119	3010	JOHN & LINDA BADGER	05/01/2017	150,000.00	.750	04/12/2018	150,000.00	.750	195
AG1705288	231120	3010	JAMES AND LINDA MOSHER	05/01/2017	75,000.00	.750	04/12/2018	75,000.00	.750	195
AG1705296	231121	3010	DBA CANAAN AGRICULTURE	05/01/2017	20,000.00	.750	04/12/2018	20,000.00	.750	195
AG1705304	231122	3010	DONALD R AND JESSICA BAD	05/01/2017	120,000.00	.750	04/12/2018	120,000.00	.750	195
AG1705312	231123	3010	FOUR WINDS FARMS LTD	05/01/2017	125,000.00	.750	04/12/2018	125,000.00	.750	195



Run Date: 10/11/2017 8:00:52 AM

Investments Outstanding As Of Date: 9/29/2017

## INVENTORY BY MATURITY REPORT

CUSIP	Investment #	Fund	Issuer	Purchase Date	Current Book	Current Rate	Maturity Date	Current Par	YTM	Days to Maturity
AG1705320	231124	3010	STEINER GRAIN FARMS AG SE	05/01/2017	120,000.00	.750	04/12/2018	120,000.00	.750	195
AG1705338	231125	3010	RUDY MAIBACH	05/01/2017	50,000.00	.750	04/12/2018	50,000.00	.750	195
AG1705346	231126	3010	PLEASANT VALE DAIRY INC	05/01/2017	150,000.00	.750	04/12/2018	150,000.00	.750	195
AG1705353	231127	3010	BENJAMIN AND MELISSA REH	05/01/2017	150,000.00	.750	04/12/2018	150,000.00	.750	195
AG1705361	231128	3010	SHADE CREEK FARMS	05/01/2017	150,000.00	.750	04/12/2018	150,000.00	.750	195
AG1705379	231129	3010	STEVEN AND ALYSON STEINE	05/01/2017	10,000.00	.750	04/12/2018	10,000.00	.750	195
AG1705387	231130	3010	SIMON YODER	05/01/2017	60,000.00	.750	04/12/2018	60,000.00	.750	195
AG1705395	231131	3010	BENJAMIN & JOANNA BALTZL	05/01/2017	10,000.00	.750	04/12/2018	10,000.00	.750	195
AG1705403	231132	3010	CANAAN CATTLE & GRAIN LLC	05/01/2017	42,000.00	.750	04/12/2018	42,000.00	.750	195
AG1705411	231133	3010	JAMES AND JANET KASSERMA	05/01/2017	100,000.00	.750	04/12/2018	100,000.00	.750	195
AG1705429	231134	3010	STEVE AND KATHY MARTIN	05/01/2017	125,000.00	.750	04/12/2018	125,000.00	.750	195
AG1705437	231135	3010	WILLIAM AND DARLA WEAVER	05/01/2017	80,000.00	.750	04/12/2018	80,000.00	.750	195
AG1705445	231136	3010	CRAIG T & LINDA L POWELL	05/01/2017	100,000.00	.750	04/12/2018	100,000.00	.750	195
AG1705452	231137	3010	DAVEL FARMS INC	05/01/2017	100,000.00	.750	04/12/2018	100,000.00	.750	195
AG1705460	231150	3010	ROBERT AND CYNTHIA FARQU	05/01/2017	150,000.00	.750	04/12/2018	150,000.00	.750	195
AG1705478	231151	3010	STEVE HOISINGTON	05/01/2017	150,000.00	.750	04/12/2018	150,000.00	.750	195
AG1705486	231152	3010	JERRY A & ANN M MCNEIL	05/01/2017	150,000.00	.750	04/12/2018	150,000.00	.750	195
AG1705494	231153	3010	RANDALL E AND SUE ANN BER	05/01/2017	95,000.00	.750	04/12/2018	95,000.00	.750	195
AG1705502	231154	3010	PARKER FARMS	05/01/2017	75,000.00	.750	04/12/2018	75,000.00	.750	195
AG1705510	231155	3010	CLAR LAIN FARM LLC	05/01/2017	150,000.00	.750	04/12/2018	150,000.00	.750	195
AG1705528	231156	3010	HERSHEY CROPLAND LLC	05/01/2017	10,000.00	.750	04/12/2018	10,000.00	.750	195
AG1705536	231157	3010	JENTES FARM OPERATIONS LL	05/01/2017	150,000.00	.750	04/12/2018	150,000.00	.750	195
AG1705544	231158	3010	MOOREFIELD FARMS	05/01/2017	150,000.00	.750	04/12/2018	150,000.00	.750	195
AG1705551	231159	3010	REHM FARMS LLC	05/01/2017	150,000.00	.750	04/12/2018	150,000.00	.750	195
AG1705569	231160	3010	WILDWOOD LEGACY FARMS L	05/01/2017	25,000.00	.750	04/12/2018	25,000.00	.750	195
AG1705577	231161	3010	RICHARD L & BETHANY J GOO	05/01/2017	35,000.00	.750	04/12/2018	35,000.00	.750	195
AG1705585	231162	3010	JOSHUA D & MYLA A HERSHB	05/01/2017	60,000.00	.750	04/12/2018	60,000.00	.750	195
AG1705593	231163	3010	STEINERS CUSTOM FARMING	05/01/2017	100,000.00	.750	04/12/2018	100,000.00	.750	195
AG1705601	231164	3010	CARMONY FARMS LTD	05/01/2017	150,000.00	.750	04/12/2018	150,000.00	.750	195
AG1705619	231165	3010	CIRCLE J FARMS LLC	05/01/2017	150,000.00	.750	04/12/2018	150,000.00	.750	195
AG1705627	231166	3010	GASSER FARMS LLC	05/01/2017	150,000.00	.750	04/12/2018	150,000.00	.750	195
AG1705635	231167	3010	JENTES CUSTOM FARMING	05/01/2017	150,000.00	.750	04/12/2018	150,000.00	.750	195
AG1705643	231168	3010	ROBERT AND AMY GRABER	05/01/2017	75,000.00	.750	04/12/2018	75,000.00	.750	195



Run Date: 10/11/2017 8:00:52 AM

Investments Outstanding As Of Date: 9/29/2017

## INVENTORY BY MATURITY REPORT

CUSIP	Investment #	Fund	Issuer	Purchase Date	Current Book	Current Rate	Maturity Date	Current Par	YTM	Days to Maturity
AG1705650	231169	3010	ROGER FEATHER	05/01/2017	100,000.00	.750	04/12/2018	100,000.00	.750	195
AG1705668	231170	3010	ARMFELT ACRES	05/01/2017	35,000.00	.750	04/12/2018	35,000.00	.750	195
AG1705676	231171	3010	JONATHAN AND ABBEY NORM	05/01/2017	90,000.00	.750	04/12/2018	90,000.00	.750	195
AG1705684	231172	3010	ROSEDALE VENTURES LLC	05/01/2017	150,000.00	.750	04/12/2018	150,000.00	.750	195
AG1705692	231173	3010	STEVEN AND SHAWN KACERS	05/01/2017	150,000.00	.750	04/12/2018	150,000.00	.750	195
AG1705700	231239	3010	R & S LAJTI FARMS	05/04/2017	100,000.00	.750	04/12/2018	100,000.00	.750	195
AG1705718	231240	3010	WILLIAM C. KOWALKA	05/04/2017	90,000.00	.750	04/12/2018	90,000.00	.750	195
AG1705726	231241	3010	CHARLES N. STEWART III	05/04/2017	90,000.00	.750	04/12/2018	90,000.00	.750	195
AG1705734	231865	3010	JAMES BALTZLY	06/26/2017	150,000.00	.750	04/12/2018	150,000.00	.750	195
AG1705742	231866	3010	HYLAND ACRES JERSEY LTD	06/26/2017	150,000.00	.750	04/12/2018	150,000.00	.750	195
AG1705759	231867	3010	JAMES ROGERS	06/26/2017	150,000.00	.750	04/12/2018	150,000.00	.750	195
AG1705767	231868	3010	CATAPADALE DAIRY LTD	06/26/2017	150,000.00	.750	04/12/2018	150,000.00	.750	195
AG1705775	231935	3010	JAMES AND LINDA KNAPP	04/21/2017	150,000.00	.750	04/12/2018	150,000.00	.750	195
3133EFJM0	224459	1010	FFCB DEBENTURE	10/19/2015	9,998,500.00	.930	04/13/2018	10,000,000.00	.936	196
LD1600484	226046	3050	CSM INC .150 4-13-18	04/15/2016	400,000.00	.150	04/13/2018	400,000.00	.150	196
LD1600492	226047	3050	ANTHONY P. KOULI .150 4-13-	04/15/2016	228,431.97	.150	04/13/2018	228,431.97	.150	196
76116ECJ7	179127	2000	REF CORP STRIP	12/04/2006	24,292.09	.000	04/15/2018	41,000.00	4.660	198
LD1600500	226503	3050	AC SERVICE COMPA .150 4-20	04/21/2016	29,240.68	.150	04/20/2018	29,240.68	.150	203
3133ECMF8	213958	1010	FFCB DEBENTURE	04/24/2013	4,997,500.00	.980	04/24/2018	5,000,000.00	.990	207
3133ECMF8	214126	1010	FFCB DEBENTURE	04/24/2013	9,990,000.00	.980	04/24/2018	10,000,000.00	1.001	207
3133ECMF8	214149	1010	FFCB DEBENTURE	04/24/2013	4,993,750.00	.980	04/24/2018	5,000,000.00	1.006	207
LD1600518	226558	3050	TRI-R DIES INC. .150 4-26-18	04/26/2016	78,724.87	.150	04/26/2018	78,724.87	.150	209
LD1600526	226559	3050	YOUNGSTOWN SERVI .150 4-2	04/26/2016	138,075.59	.150	04/26/2018	138,075.59	.150	209
3135GOWN9	214150	1010	FNMA DEBENTURE	04/30/2013	5,000,000.00	1.000	04/30/2018	5,000,000.00	1.000	213
912828UZ1	214267	1020	US TREASURY NOTE	04/30/2013	24,941,406.25	.625	04/30/2018	25,000,000.00	.673	213
912828UZ1	214278	1020	US TREASURY NOTE	05/01/2013	49,886,718.75	.625	04/30/2018	50,000,000.00	.671	213
912828UZ1	214323	1020	US TREASURY NOTE	05/06/2013	9,971,875.00	.625	04/30/2018	10,000,000.00	.682	213
3136G1KDO	214445	1010	FNMA DEBENTURE	05/14/2013	9,975,000.00	1.000	04/30/2018	10,000,000.00	1.052	213
3136G1KDO	214446	1010	FNMA DEBENTURE	05/14/2013	9,990,000.00	1.000	04/30/2018	10,000,000.00	1.021	213
3136G1KDO	229469	1000	FNMA 1 04-30-18	02/03/2017	14,997,000.00	1.000	04/30/2018	15,000,000.00	1.016	213
88059EGZ1	50809	2000	TVA STRIP	04/09/1998	653,355.00	.000	05/01/2018	2,250,000.00	6.260	214
037833AJ9	222889	1030	APPLE INC	06/09/2015	9,913,200.00	1.000	05/03/2018	10,000,000.00	1.306	216
EC1602381	226698	3030	ADAM MUELLER .150 5-03-18	05/03/2016	220,493.00	.150	05/03/2018	220,493.00	.150	216



Run Date: 10/11/2017 8:00:52 AM

Investments Outstanding As Of Date: 9/29/2017

INVENTORY BY MATURITY REPORT

CUSIP	Investment #	Fund	Issuer	Purchase Date	Current Book	Current Rate	Maturity Date	Current Par	YTM	Days to Maturity
EC1602399	226737	3030	TOMAS K. AND CIN .150 5-04-	05/04/2016	50,000.00	.150	05/04/2018	50,000.00	.150	217
LD1600534	226740	3050	MOLYET FARM MARK .150 5-0	05/04/2016	170,127.75	.150	05/04/2018	170,127.75	.150	217
LD1600542	226755	3050	SCENE 75 ENTERTA .150 5-04-	05/06/2016	250,000.00	.150	05/04/2018	250,000.00	.150	217
3133ECNY6	214324	1010	FFCB DEBENTURE	05/08/2013	9,987,500.00	.950	05/08/2018	10,000,000.00	.976	221
LD1600559	226782	3050	OHIO BRIDGE STRI .150 5-11-	05/11/2016	137,117.50	.150	05/11/2018	137,117.50	.150	224
LD1600567	226794	3050	MIDWEST PLASTICS .150 5-11	05/12/2016	50,396.31	.150	05/11/2018	50,396.31	.150	224
LD1600575	226795	3050	UNIVERSAL FARMS .150 5-11-	05/12/2016	300,000.00	.150	05/11/2018	300,000.00	.150	224
912833KRO	181164	2000	US TREASURY STRIP	05/31/2007	29,074.50	.000	05/15/2018	50,000.00	5.010	228
912833KRO	181412	2000	US TREASURY STRIP	06/26/2007	28,307.00	.000	05/15/2018	50,000.00	5.295	228
912803AN3	181553	2000	US TREASURY STRIP (P)	07/06/2007	28,738.50	.000	05/15/2018	50,000.00	5.166	228
912833KRO	181859	2000	US TREASURY STRIP	07/30/2007	58,394.00	.000	05/15/2018	100,000.00	5.047	228
912833KRO	186331	2010	US TREASURY STRIP	05/22/2008	4,965,205.22	.000	05/15/2018	7,538,000.00	4.227	228
912833KRO	186415	2000	US TREASURY STRIP	05/27/2008	33,072.50	.000	05/15/2018	50,000.00	4.190	228
912833KRO	186662	2000	US TREASURY STRIP	06/09/2008	16,432.25	.000	05/15/2018	25,000.00	4.270	228
912803AN3	187225	2000	US TREASURY STRIP (P)	07/11/2008	6,641.70	.000	05/15/2018	10,000.00	4.200	228
912833KRO	192212	2000	US TREASURY STRIP	05/13/2009	108,282.00	.000	05/15/2018	150,000.00	3.652	228
912833KRO	193232	2000	US TREASURY STRIP	08/18/2009	35,638.60	.000	05/15/2018	50,000.00	3.911	228
912833KRO	197097	2000	US TREASURY STRIP	05/11/2010	234,632.23	.000	05/15/2018	306,000.00	3.343	228
912833KRO	197189	2000	US TREASURY STRIP	05/14/2010	19,118.25	.000	05/15/2018	25,000.00	3.380	228
912820QWO	198372	2000	US TREASURY STRIP (P)	06/30/2010	40,389.50	.000	05/15/2018	50,000.00	2.729	228
912833KRO	198698	2000	US TREASURY STRIP	07/13/2010	80,569.00	.000	05/15/2018	100,000.00	2.775	228
912833KRO	205472	2000	US TREASURY STRIP	05/09/2011	82,689.00	.000	05/15/2018	100,000.00	2.727	228
912833KRO	206117	2000	US TREASURY STRIP	06/13/2011	85,066.00	.000	05/15/2018	100,000.00	2.351	228
912833KRO	206337	2000	US TREASURY STRIP	06/23/2011	42,620.00	.000	05/15/2018	50,000.00	2.330	228
912833KRO	206369	2000	US TREASURY STRIP	06/27/2011	42,626.50	.000	05/15/2018	50,000.00	2.331	228
912833KRO	210176	2000	US TREASURY STRIP	05/16/2012	47,041.50	.000	05/15/2018	50,000.00	1.020	228
912833KRO	210391	2000	US TREASURY STRIP	06/06/2012	47,763.00	.000	05/15/2018	50,000.00	.772	228
912833KRO	210597	2000	US TREASURY STRIP	06/25/2012	47,235.00	.000	05/15/2018	50,000.00	.968	228
912833KRO	214698	2000	US TREASURY STRIP	06/17/2013	47,331.50	.000	05/15/2018	50,000.00	1.120	228
912833KRO	218180	2000	US TREASURY STRIP	06/26/2014	47,434.50	.000	05/15/2018	50,000.00	1.360	228
912833KRO	218206	2000	US TREASURY STRIP	06/27/2014	47,409.00	.000	05/15/2018	50,000.00	1.375	228
912833KRO	218576	2000	US TREASURY STRIP	07/31/2014	47,478.00	.000	05/15/2018	50,000.00	1.370	228
912833KRO	222620	2000	US TREASURY STRIP	05/21/2015	243,132.50	.000	05/15/2018	250,000.00	.936	228



Run Date: 10/11/2017 8:00:52 AM

Investments Outstanding As Of Date: 9/29/2017

## INVENTORY BY MATURITY REPORT

CUSIP	Investment #	Fund	Issuer	Purchase Date	Current Book	Current Rate	Maturity Date	Current Par	YTM	Days to Maturity
912833KRO	226883	2000	US TREASURY STRI ZERO-% 5	05/26/2016	117,892.80	.000	05/15/2018	120,000.00	.901	228
912833KRO	227306	2000	US TREASURY STRI ZERO-% 5	07/15/2016	49,399.50	.000	05/15/2018	50,000.00	.660	228
912833KRO	227494	2000	US TREASURY STRI ZERO-% 5	07/29/2016	39,480.00	.000	05/15/2018	40,000.00	.730	228
912833KRO	227665	2000	US TREASURY STRI ZERO-% 5	08/12/2016	98,762.00	.000	05/15/2018	100,000.00	.710	228
912833KRO	231298	2000	S O 05-15-18	05/11/2017	39,516.00	.000	05/15/2018	40,000.00	1.208	228
912833KRO	231580	2000	S O 05-15-18	06/02/2017	39,554.80	.000	05/15/2018	40,000.00	1.180	228
LD1600591	226819	3050	MIDWEST PLASTICS .150 5-17	05/17/2016	28,416.36	.150	05/17/2018	28,416.36	.150	230
LD1600617	226826	3050	T & T SPORTS LOU .150 5-18-	05/18/2016	52,220.55	.150	05/18/2018	52,220.55	.150	231
EC1602407	226830	3030	DAVID HUBBARD .150 5-18-18	05/18/2016	139,335.00	.150	05/18/2018	139,335.00	.150	231
EC1602415	226831	3030	CHAD SCHWINNEN .150 5-18-	05/18/2016	175,819.00	.150	05/18/2018	175,819.00	.150	231
EC1602423	226832	3030	GARY ECKERT .150 5-18-18	05/18/2016	150,000.00	.150	05/18/2018	150,000.00	.150	231
EC1602431	226833	3030	SHANNON MOORE .150 5-18-1	05/18/2016	169,375.00	.150	05/18/2018	169,375.00	.150	231
EC1602449	226834	3030	JOSEPH MCCOOL .150 5-18-18	05/18/2016	73,365.00	.150	05/18/2018	73,365.00	.150	231
EC1602456	226835	3030	MICHELLE KINCAID .150 5-18-	05/18/2016	224,000.00	.150	05/18/2018	224,000.00	.150	231
EC1602464	226836	3030	ROSWITHA SHOUP .150 5-18-	05/18/2016	30,950.00	.150	05/18/2018	30,950.00	.150	231
EC1602472	226837	3030	JAMES DALTON .150 5-18-18	05/18/2016	269,332.00	.150	05/18/2018	269,332.00	.150	231
EC1602480	226838	3030	LAWRENCE GINGERI .150 5-1	05/18/2016	146,205.00	.150	05/18/2018	146,205.00	.150	231
EC1602498	226840	3030	JILL CHUHA .150 5-18-18	05/18/2016	114,000.00	.150	05/18/2018	114,000.00	.150	231
EC1602506	226841	3030	MICHAEL SEARS .150 5-18-18	05/18/2016	199,955.00	.150	05/18/2018	199,955.00	.150	231
EC1602514	226842	3030	SCOTT COWAN .150 5-18-18	05/18/2016	196,000.00	.150	05/18/2018	196,000.00	.150	231
EC1602522	226843	3030	STANTON BOYCE .150 5-18-18	05/18/2016	210,000.00	.150	05/18/2018	210,000.00	.150	231
EC1602530	226844	3030	ALLEN & JUDITH K .150 5-18-	05/18/2016	67,875.00	.150	05/18/2018	67,875.00	.150	231
LD1600633	226938	3050	EDWARDS REALTY I .150 5-25	05/27/2016	50,000.00	.150	05/25/2018	50,000.00	.150	238
LD1600641	226940	3050	JUSTOP CARRY-OUT .150 5-25	05/27/2016	400,000.00	.150	05/25/2018	400,000.00	.150	238
LD1600625	226920	3050	DARI FREEZE .150 5-28-18	05/25/2016	31,345.80	.150	05/28/2018	31,345.80	.150	241
912828R51	227100	1020	US TREASURY NOTE .875 5-31	06/23/2016	15,041,015.63	.875	05/31/2018	15,000,000.00	.733	244
46513CQK5	226867	1010	ISRAEL BOND (FLO 1.438 6-01	06/01/2016	10,000,000.00	1.938	06/01/2018	10,000,000.00	1.938	245
46513CLX2	226868	1010	ISRAEL BOND 1.530 6-01-18	06/01/2016	10,000,000.00	1.530	06/01/2018	10,000,000.00	1.530	245
LD1600658	226962	3050	HEITSCHE NORTH S .150 6-01	06/01/2016	223,489.00	.150	06/01/2018	223,489.00	.150	245
713448BH0	227936	1030	PEPSICO INC 5.000 6-01-18	09/07/2016	4,808,283.27	5.000	06/01/2018	4,501,000.00	1.016	245
31359MSD6	224168	1010	FNMA DEBENTURE	09/23/2015	7,349,571.38	4.600	06/05/2018	6,703,000.00	.971	249
EC1602555	226997	3030	MARK BUCKLER .150 6-08-18	06/08/2016	42,950.00	.150	06/08/2018	42,950.00	.150	252
EC1602548	226999	3030	KATHERINE TIRA .150 6-08-18	06/08/2016	55,500.00	.150	06/08/2018	55,500.00	.150	252



Run Date: 10/11/2017 8:00:52 AM

Investments Outstanding As Of Date: 9/29/2017

INVENTORY BY MATURITY REPORT

CUSIP	Investment #	Fund	Issuer	Purchase Date	Current Book	Current Rate	Maturity Date	Current Par	YTM	Days to Maturity
LD1600666	227031	3050	BONE BOYS BBQ & .150 6-14-	06/14/2016	183,719.49	.150	06/14/2018	183,719.49	.150	258
LD1600674	227033	3050	BONE BOYS BBQ & .150 6-14-	06/14/2016	19,523.42	.150	06/14/2018	19,523.42	.150	258
LD1600682	227034	3050	JONATHAN T EUCKE .150 6-14	06/14/2016	123,321.47	.150	06/14/2018	123,321.47	.150	258
LD1600690	227035	3050	ATHENA GRAND LLC .150 6-14	06/14/2016	400,000.00	.150	06/14/2018	400,000.00	.150	258
LD1600716	227062	3050	Little Learners .150 6-15-18	06/17/2016	249,545.53	.150	06/15/2018	249,545.53	.150	259
LD1600708	227063	3050	PLAZA LANES INC .150 6-15-1	06/17/2016	350,000.00	.150	06/15/2018	350,000.00	.150	259
3134G9VF1	231557	1000	FHLMC 1.06 06-22-18	05/26/2017	9,977,000.00	1.060	06/22/2018	10,000,000.00	1.276	266
3134G9VF1	231558	1000	FHLMC 1.06 06-22-18	05/26/2017	9,977,000.00	1.060	06/22/2018	10,000,000.00	1.276	266
166764AE0	224928	1030	CHEVRON CORP	12/15/2015	5,524,695.00	1.718	06/24/2018	5,500,000.00	1.536	268
313383HQ7	223895	1010	FHLB DEBENTURE	09/01/2015	5,617,080.00	1.200	06/27/2018	5,600,000.00	1.090	271
EC1602563	227148	3030	TAD WILLIAMS .150 6-27-18	06/27/2016	130,725.00	.150	06/27/2018	130,725.00	.150	271
EC1602571	227149	3030	ROBERT JACKSON .150 6-27-1	06/27/2016	350,000.00	.150	06/27/2018	350,000.00	.150	271
EC1602589	227151	3030	RODNEY MYERS .150 6-27-18	06/27/2016	223,440.00	.150	06/27/2018	223,440.00	.150	271
EC1602597	227152	3030	GERALD HOOVER .150 6-27-1	06/27/2016	210,000.00	.150	06/27/2018	210,000.00	.150	271
EC1602605	227153	3030	SHELSEE BYRNES .150 6-27-1	06/27/2016	52,896.80	.150	06/27/2018	52,896.80	.150	271
EC1602613	227154	3030	RYAN GUNYAN .150 6-27-18	06/27/2016	175,000.00	.150	06/27/2018	175,000.00	.150	271
EC1602621	227155	3030	KENT YOUNG .150 6-27-18	06/27/2016	100,580.00	.150	06/27/2018	100,580.00	.150	271
EC1602639	227164	3030	ANNETTE STEVENS .150 6-28-	06/28/2016	30,710.00	.150	06/28/2018	30,710.00	.150	272
EC1602647	227165	3030	DALMAR HAMILTON .150 6-28	06/28/2016	52,405.00	.150	06/28/2018	52,405.00	.150	272
EC1602654	227166	3030	DEREK BROWN .150 6-28-18	06/28/2016	93,855.00	.150	06/28/2018	93,855.00	.150	272
EC1602662	227167	3030	MARJORIE PITCHER .150 6-28	06/28/2016	27,800.00	.150	06/28/2018	27,800.00	.150	272
EC1602670	227168	3030	KEITH RIFFLE .150 6-28-18	06/28/2016	234,425.00	.150	06/28/2018	234,425.00	.150	272
EC1602688	227169	3030	RONALD LIPPS .150 6-28-18	06/28/2016	125,000.00	.150	06/28/2018	125,000.00	.150	272
LD1700011	227287	3050	LAKESIDE PROPANE .150 7-11	07/11/2016	150,000.00	.150	07/11/2018	150,000.00	.150	285
02665WAW1	223967	1030	AMERICAN HONDA FINANCE C	09/14/2015	5,012,250.00	1.600	07/13/2018	5,000,000.00	1.511	287
89236TCP8	224946	1030	TOYOTA MOTOR CREDIT COR	12/17/2015	5,000,750.00	1.550	07/13/2018	5,000,000.00	1.544	287
LD1700029	227339	3050	ANGEL ANIMAL HOS .150 7-13	07/13/2016	209,308.01	.150	07/13/2018	209,308.01	.150	287
76116EFS4	727	2000	REF CORP STRIP	02/22/1995	1,119,650.00	.000	07/15/2018	7,000,000.00	7.990	289
76116EFS4	178563	2000	REF CORP STRIP	10/20/2006	1,277,819.28	.000	07/15/2018	2,312,000.00	5.117	289
912828XK1	224607	1020	US TREASURY NOTE	10/30/2015	14,959,570.31	.875	07/15/2018	15,000,000.00	.976	289
3135G0E33	223485	1010	FNMA DEBENTURE	07/24/2015	9,996,200.00	1.125	07/20/2018	10,000,000.00	1.138	294
EC1700011	227469	3030	ROLAND BAKER .150 7-25-18	07/25/2016	185,968.02	.150	07/25/2018	185,968.02	.150	299
EC1700029	227470	3030	KRISTOPHER HALEY .150 7-25	07/25/2016	180,000.00	.150	07/25/2018	180,000.00	.150	299



Run Date: 10/11/2017 8:00:52 AM

Investments Outstanding As Of Date: 9/29/2017

INVENTORY BY MATURITY REPORT

CUSIP	Investment #	Fund	Issuer	Purchase Date	Current Book	Current Rate	Maturity Date	Current Par	YTM	Days to Maturity
EC1700037	227471	3030	JEANNE STEPHENS .150 7-25-	07/25/2016	96,090.00	.150	07/25/2018	96,090.00	.150	299
EC1700045	227472	3030	JOHN WALLACE .150 7-25-18	07/25/2016	125,000.00	.150	07/25/2018	125,000.00	.150	299
EC1700052	227473	3030	JESSICA WARNOCK .150 7-25-	07/25/2016	45,630.00	.150	07/25/2018	45,630.00	.150	299
EC1700060	227474	3030	DOUGLAS WHITE .150 7-25-1	07/25/2016	112,500.00	.150	07/25/2018	112,500.00	.150	299
EC1700078	227475	3030	SARAH WILSON .150 7-25-18	07/25/2016	44,485.00	.150	07/25/2018	44,485.00	.150	299
EC1700086	227476	3030	GARRY WINGER .150 7-25-18	07/25/2016	30,750.00	.150	07/25/2018	30,750.00	.150	299
LD1700037	227488	3050	B & W WELDING I .150 7-26-1	07/26/2016	400,000.00	.150	07/26/2018	400,000.00	.150	300
0258M0DJ5	216492	1030	AMERICAN EXPRESS CREDIT C	01/22/2014	7,194,468.75	2.125	07/27/2018	7,125,000.00	1.899	301
3130A5Z85	223381	1010	FHLB DEBENTURE	07/27/2015	9,000,000.00	1.250	07/27/2018	9,000,000.00	1.250	301
3134G8XA2	226380	1010	FHLMC MEDIUM TER 1.000 7-	04/27/2016	10,000,000.00	1.000	07/27/2018	10,000,000.00	1.000	301
EC1700094	227524	3030	MICHAEL MONTGOME .150 7-	07/27/2016	350,000.00	.150	07/27/2018	350,000.00	.150	301
LD1700045	227525	3050	CHAGRIN VALLEY S .150 7-27-	07/27/2016	374,079.00	.150	07/27/2018	374,079.00	.150	301
EC1700102	227530	3030	DANIEL & SARAH G .150 7-27-	07/27/2016	73,870.00	.150	07/27/2018	73,870.00	.150	301
EC1700110	227531	3030	REAGAN BRISTOL .150 7-27-1	07/27/2016	234,500.00	.150	07/27/2018	234,500.00	.150	301
EC1700128	227532	3030	BRIAN VULPITTA .150 7-27-18	07/27/2016	348,747.00	.150	07/27/2018	348,747.00	.150	301
EC1700136	227533	3030	RONALD & ALMIRA .150 7-27-	07/27/2016	150,000.00	.150	07/27/2018	150,000.00	.150	301
EC1700144	227534	3030	WILLIAM LONNEMAN .150 7-2	07/27/2016	50,000.00	.150	07/27/2018	50,000.00	.150	301
EC1700151	227535	3030	LISA HILLMAN .150 7-27-18	07/27/2016	175,007.00	.150	07/27/2018	175,007.00	.150	301
EC1700169	227536	3030	ROBBIE BERGER .150 7-27-18	07/27/2016	193,438.00	.150	07/27/2018	193,438.00	.150	301
EC1700177	227537	3030	TRACIE SORVILLO .150 7-27-1	07/27/2016	47,200.00	.150	07/27/2018	47,200.00	.150	301
912828VQ0	227482	1020	US TREASURY NOTE 1.375 7-3	07/26/2016	20,248,437.50	1.375	07/31/2018	20,000,000.00	.752	305
0258M0DV8	227901	1030	AMERICAN EXPRESS 1.800 7-3	09/01/2016	10,092,900.00	1.800	07/31/2018	10,000,000.00	1.307	305
LD1700052	227629	3050	SUPERIOR STEEL S .150 8-03-	08/04/2016	133,616.86	.150	08/03/2018	133,616.86	.150	308
EC1700185	227639	3030	JESSICA STONECYP .150 8-03-	08/05/2016	60,250.00	.150	08/03/2018	60,250.00	.150	308
EC1700193	227640	3030	JOSEPH EPERJESI .150 8-03-1	08/05/2016	42,437.90	.150	08/03/2018	42,437.90	.150	308
EC1700201	227641	3030	JAMES SIKORA .150 8-03-18	08/05/2016	34,975.00	.150	08/03/2018	34,975.00	.150	308
3130A8Y80	227769	1010	FHLB DEBENTURE .875 8-08-1	08/17/2016	9,992,500.00	.875	08/08/2018	10,000,000.00	.913	313
3130A8Y80	227856	1010	FHLB DEBENTURE .875 8-08-1	08/25/2016	4,995,000.00	.875	08/08/2018	5,000,000.00	.927	313
912833KS8	178330	2000	US TREASURY STRIP	10/04/2006	28,515.00	.000	08/15/2018	50,000.00	4.790	320
912833KS8	178584	2000	US TREASURY STRIP	10/26/2006	77,571.18	.000	08/15/2018	138,000.00	4.940	320
912833KS8	178994	2000	US TREASURY STRIP	11/28/2006	29,058.00	.000	08/15/2018	50,000.00	4.687	320
912833KS8	182218	2000	US TREASURY STRIP	08/28/2007	58,940.00	.000	08/15/2018	100,000.00	4.880	320
912833KS8	182549	2000	US TREASURY STRIP	09/25/2007	58,650.00	.000	08/15/2018	100,000.00	4.961	320



Run Date: 10/11/2017 8:00:52 AM

Investments Outstanding As Of Date: 9/29/2017

INVENTORY BY MATURITY REPORT

CUSIP	Investment #	Fund	Issuer	Purchase Date	Current Book	Current Rate	Maturity Date	Current Par	YTM	Days to Maturity
912833KS8	182754	2000	US TREASURY STRIP	10/05/2007	59,866.00	.000	08/15/2018	100,000.00	4.780	320
912833KS8	188065	2000	US TREASURY STRIP	09/15/2008	34,050.00	.000	08/15/2018	50,000.00	3.912	320
912833KS8	188160	2010	US TREASURY STRIP	09/22/2008	396,852.48	.000	08/15/2018	576,000.00	3.800	320
912833KS8	193251	2000	US TREASURY STRIP	08/18/2009	70,533.25	.000	08/15/2018	100,000.00	3.920	320
912833KS8	199558	2000	US TREASURY STRIP	08/13/2010	40,868.50	.000	08/15/2018	50,000.00	2.535	320
912833KS8	200620	2000	US TREASURY STRIP	09/24/2010	82,775.00	.000	08/15/2018	100,000.00	2.410	320
912833KS8	207486	2000	US TREASURY STRIP	09/23/2011	45,350.00	.000	08/15/2018	50,000.00	1.421	320
912833KS8	207858	2000	US TREASURY STRIP	10/31/2011	89,186.00	.000	08/15/2018	100,000.00	1.692	320
912833KS8	207911	2000	US TREASURY STRIP	11/03/2011	44,696.50	.000	08/15/2018	50,000.00	1.660	320
912833KS8	211237	2000	US TREASURY STRIP	08/17/2012	47,112.00	.000	08/15/2018	50,000.00	.995	320
912833KS8	211297	2000	US TREASURY STRIP	08/22/2012	93,769.00	.000	08/15/2018	100,000.00	1.079	320
912833KS8	215292	2000	US TREASURY STRIP	08/16/2013	46,402.00	.000	08/15/2018	50,000.00	1.500	320
912833KS8	215615	2000	US TREASURY STRIP	09/26/2013	46,591.00	.000	08/15/2018	50,000.00	1.451	320
912833KS8	215879	2000	US TREASURY STRIP	11/01/2013	94,208.00	.000	08/15/2018	100,000.00	1.250	320
912833KS8	218834	2000	US TREASURY STRIP	08/28/2014	377,956.00	.000	08/15/2018	400,000.00	1.435	320
912833KS8	219026	2000	US TREASURY STRIP	09/18/2014	94,300.00	.000	08/15/2018	100,000.00	1.508	320
912833KS8	219282	2000	US TREASURY STRIP	10/17/2014	38,209.20	.000	08/15/2018	40,000.00	1.200	320
084664BY6	223336	1030	BERKSHIRE HATHAWAY INC	07/16/2015	12,358,550.88	2.000	08/15/2018	12,168,000.00	1.478	320
912833KS8	224318	2000	USTREASURYSTRIP	10/08/2015	97,678.00	.000	08/15/2018	100,000.00	.825	320
912833KS8	224479	2000	USTREASURYSTRIP	10/22/2015	97,668.00	.000	08/15/2018	100,000.00	.840	320
912833KS8	224549	2000	USTREASURYSTRIP	10/29/2015	39,032.00	.000	08/15/2018	40,000.00	.878	320
EC1700219	227748	3030	STEVEN MYERS .150 8-15-18	08/15/2016	65,000.00	.150	08/15/2018	65,000.00	.150	320
EC1700227	227749	3030	FRANCIS FREDETTE .150 8-15	08/15/2016	138,390.00	.150	08/15/2018	138,390.00	.150	320
EC1700235	227750	3030	MATTHEW FLANNERY .150 8-1	08/15/2016	29,920.00	.150	08/15/2018	29,920.00	.150	320
EC1700243	227751	3030	JOHN & KAREN RUF .150 8-15	08/15/2016	79,000.00	.150	08/15/2018	79,000.00	.150	320
EC1700250	227752	3030	MARK BARNO .150 8-15-18	08/15/2016	179,718.00	.150	08/15/2018	179,718.00	.150	320
EC1700268	227753	3030	TODD BACON .150 8-15-18	08/15/2016	110,000.00	.150	08/15/2018	110,000.00	.150	320
EC1700276	227754	3030	KARA BEASLEY .150 8-15-18	08/15/2016	39,375.00	.150	08/15/2018	39,375.00	.150	320
912833KS8	228086	2000	US TREASURY STRI ZERO-% 8	09/23/2016	49,277.50	.000	08/15/2018	50,000.00	.770	320
912833KS8	228282	2000	US TREASURY STRI ZERO-% 8	10/14/2016	246,000.00	.000	08/15/2018	250,000.00	.880	320
EC1700284	227778	3030	JEREMY NIXON .150 8-17-18	08/17/2016	17,000.00	.150	08/17/2018	17,000.00	.150	322
EC1700292	227779	3030	ROBERT JOHNSON .150 8-17-	08/17/2016	30,800.00	.150	08/17/2018	30,800.00	.150	322
EC1700300	227780	3030	DAVID & CYNTHIA .150 8-17-1	08/17/2016	236,680.00	.150	08/17/2018	236,680.00	.150	322





Run Date: 10/11/2017 8:00:52 AM

Investments Outstanding As Of Date: 9/29/2017

INVENTORY BY MATURITY REPORT

CUSIP	Investment #	Fund	Issuer	Purchase Date	Current Book	Current Rate	Maturity Date	Current Par	YTM	Days to Maturity
EC1700318	227781	3030	ELI RIEGLE .150 8-17-18	08/17/2016	72,500.00	.150	08/17/2018	72,500.00	.150	322
EC1700326	227782	3030	CHAD WHILDING .150 8-17-18	08/17/2016	210,000.00	.150	08/17/2018	210,000.00	.150	322
EC1700334	227783	3030	PHILIP-SHIRLEY Y .150 8-17-1	08/17/2016	102,500.00	.150	08/17/2018	102,500.00	.150	322
EC1700342	227784	3030	DAVID FRAGALE .150 8-17-18	08/17/2016	335,160.00	.150	08/17/2018	335,160.00	.150	322
EC1700359	227817	3030	SCOTT WIDEMANN .150 8-17-	08/19/2016	350,000.00	.150	08/17/2018	350,000.00	.150	322
EC1700367	227818	3030	JAMES WIPARINA .150 8-17-1	08/19/2016	29,265.00	.150	08/17/2018	29,265.00	.150	322
EC1700375	227819	3030	ROBIN HOUCK .150 8-17-18	08/19/2016	75,000.00	.150	08/17/2018	75,000.00	.150	322
EC1700383	227820	3030	CHARLES LINDAMOO .150 8-1	08/19/2016	56,955.00	.150	08/17/2018	56,955.00	.150	322
EC1700391	227821	3030	SAMUEL HALL .150 8-17-18	08/19/2016	100,000.00	.150	08/17/2018	100,000.00	.150	322
EC1700409	227822	3030	RAYMOND L FORBES .150 8-1	08/19/2016	70,265.00	.150	08/17/2018	70,265.00	.150	322
EC1700417	227823	3030	BARBARA WOLFE BR .150 8-1	08/19/2016	100,000.00	.150	08/17/2018	100,000.00	.150	322
EC1700425	227829	3030	SCOTT ROBERTS .150 8-22-18	08/22/2016	50,000.00	.150	08/22/2018	50,000.00	.150	327
EC1700433	227830	3030	ERIC JENSEN .150 8-22-18	08/22/2016	97,170.00	.150	08/22/2018	97,170.00	.150	327
EC1700441	227831	3030	CAREY PUCKETT .150 8-22-18	08/22/2016	77,095.00	.150	08/22/2018	77,095.00	.150	327
EC1700458	227832	3030	STEVEN MARKOVICH .150 8-2	08/22/2016	115,665.00	.150	08/22/2018	115,665.00	.150	327
EC1700466	227833	3030	RONALD KIDD .150 8-22-18	08/22/2016	350,000.00	.150	08/22/2018	350,000.00	.150	327
EC1700474	227834	3030	JOSEPH CUSIMANO .150 8-22-	08/22/2016	81,335.00	.150	08/22/2018	81,335.00	.150	327
EC1700482	227835	3030	MARY SHIELDS .150 8-22-18	08/22/2016	349,496.00	.150	08/22/2018	349,496.00	.150	327
EC1700490	227889	3030	JAMES WIGINGTON .150 8-24-	08/26/2016	46,500.00	.150	08/24/2018	46,500.00	.150	329
3130A4DP4	224482	1010	FHLB DEBENTURE	10/20/2015	5,053,100.00	1.300	08/27/2018	5,000,000.00	.922	332
912828RE2	218776	1020	US TREASURY NOTE	08/15/2014	25,156,250.00	1.500	08/31/2018	25,000,000.00	1.341	336
3133EFCN5	223965	1010	FFCB DEBENTURE	09/14/2015	9,978,900.00	1.100	09/04/2018	10,000,000.00	1.172	340
14912L5T4	216405	1030	CATERPILLAR FIN SERV CORP	01/08/2014	5,093,550.00	2.450	09/06/2018	5,000,000.00	2.027	342
3133EGTH8	227951	1010	FFCB DEBENTURE 1.030 9-06-	09/06/2016	9,997,500.00	1.030	09/06/2018	10,000,000.00	1.043	342
LD1700060	227962	3050	ITHKICAN ENTERPR .150 9-06	09/06/2016	180,302.01	.150	09/06/2018	180,302.01	.150	342
RE1700013	227971	3040	WHITE DOVE MATTR .150 9-0	09/07/2016	550,000.00	.150	09/07/2018	550,000.00	.150	343
EC1700508	227972	3030	JOSEPH NAGY .150 9-07-18	09/07/2016	75,000.00	.150	09/07/2018	75,000.00	.150	343
3130A6AE7	224520	1010	FHLB DEBENTURE	10/22/2015	10,055,800.00	1.125	09/14/2018	10,000,000.00	.929	350
LD1700078	228053	3050	MENKE BROS. CONS .150 9-14	09/16/2016	106,165.53	.150	09/14/2018	106,165.53	.150	350
3134A4BN3	178739	2000	FHLMC STRIP	11/06/2006	2,027,355.57	.000	09/15/2018	3,691,000.00	5.118	351
3134A3Z33	179375	2000	FHLMC STRIP	12/26/2006	943,222.02	.000	09/15/2018	1,698,000.00	5.080	351
3135G0YM9	220797	1010	FNMA DEBENTURE	02/06/2015	20,544,400.00	1.875	09/18/2018	20,000,000.00	1.105	354
EC1700516	228084	3030	DARL HARKLEROAD .150 9-20	09/20/2016	261,002.56	.150	09/20/2018	261,002.56	.150	356



Run Date: 10/11/2017 8:00:52 AM

Investments Outstanding As Of Date: 9/29/2017

INVENTORY BY MATURITY REPORT

CUSIP	Investment #	Fund	Issuer	Purchase Date	Current Book	Current Rate	Maturity Date	Current Par	YTM	Days to Maturity
LD1700086	228146	3050	TIMBERWOODS CAMP .150 9-	09/27/2016	100,000.00	.150	09/27/2018	100,000.00	.150	363
EC1700524	228147	3030	VIRGINIA FOX .150 9-27-18	09/27/2016	181,895.00	.150	09/27/2018	181,895.00	.150	363
EC1700532	228148	3030	PETER CROWLEY .150 9-27-18	09/27/2016	204,332.70	.150	09/27/2018	204,332.70	.150	363
EC1700540	228149	3030	PAUL HICKS .150 9-27-18	09/27/2016	350,000.00	.150	09/27/2018	350,000.00	.150	363
EC1700557	228150	3030	DAVID MOES .150 9-27-18	09/27/2016	41,485.00	.150	09/27/2018	41,485.00	.150	363
EC1700565	228151	3030	ABIGAIL NORRIS T .150 9-27-	09/27/2016	175,007.00	.150	09/27/2018	175,007.00	.150	363
EC1700573	228153	3030	JOSHUA SCHMIDT .150 9-27-1	09/27/2016	76,935.00	.150	09/27/2018	76,935.00	.150	363
EC1700581	228154	3030	JUSTIN AND KELLY .150 9-27-	09/27/2016	135,000.00	.150	09/27/2018	135,000.00	.150	363
EC1700599	228155	3030	ROXANNE DUDLEY .150 9-27-	09/27/2016	210,000.00	.150	09/27/2018	210,000.00	.150	363
EC1700607	228156	3030	COLIN VOGT .150 9-27-18	09/27/2016	189,000.00	.150	09/27/2018	189,000.00	.150	363
EC1700615	228157	3030	RENE MILLER .150 9-27-18	09/27/2016	350,000.00	.150	09/27/2018	350,000.00	.150	363
3130A7HV0	225714	1010	FHLB DEBENTURE	03/28/2016	7,496,250.00	1.125	09/28/2018	7,500,000.00	1.145	364
EC1700623	228164	3030	KELLY JONS .150 9-28-18	09/28/2016	125,000.00	.150	09/28/2018	125,000.00	.150	364
EC1700631	228165	3030	MATHEW WADE .150 9-28-18	09/28/2016	29,145.00	.150	09/28/2018	29,145.00	.150	364
EC1700649	228166	3030	KELLY GARRETT & .150 9-28-1	09/28/2016	213,605.00	.150	09/28/2018	213,605.00	.150	364
EC1700656	228167	3030	LORETTA ALFORD .150 9-28-1	09/28/2016	79,990.00	.150	09/28/2018	79,990.00	.150	364
EC1700664	228168	3030	THOMAS CADENHEAD .150 9-	09/28/2016	309,344.00	.150	09/28/2018	309,344.00	.150	364
EC1700672	228169	3030	SUZANNE SERRATO .150 9-28-	09/28/2016	150,000.00	.150	09/28/2018	150,000.00	.150	364
EC1700680	228170	3030	THOMAS DEWITT .150 9-28-1	09/28/2016	210,000.00	.150	09/28/2018	210,000.00	.150	364
EC1700698	228171	3030	MARVIN EILERMAN .150 9-28-	09/28/2016	350,000.00	.150	09/28/2018	350,000.00	.150	364
EC1700706	228172	3030	MATTHEW CAWLEY .150 9-28-	09/28/2016	245,000.00	.150	09/28/2018	245,000.00	.150	364
LD1700094	228183	3050	TEAMONE BEC LLC .150 9-28-	09/28/2016	240,000.00	.150	09/28/2018	240,000.00	.150	364
912828RH5	216344	1020	US TREASURY NOTE	12/24/2013	24,750,000.00	1.375	09/30/2018	25,000,000.00	1.594	366
3130A9AE1	228263	1010	FHLB DEBENTURE .875 10-01-	10/11/2016	9,991,000.00	.875	10/01/2018	10,000,000.00	.921	367
LD1700102	228250	3050	ITHKICAN ENTERPR .150 10-0	10/06/2016	75,604.38	.150	10/05/2018	75,604.38	.150	371
EC1700714	228260	3030	WENDY CLINE .150 10-05-18	10/07/2016	29,081.00	.150	10/05/2018	29,081.00	.150	371
EC1700722	228262	3030	ZACHARY PRICE .150 10-05-1	10/07/2016	60,000.00	.150	10/05/2018	60,000.00	.150	371
LD1700110	228273	3050	ELITE NATURESCAP .150 10-1	10/11/2016	213,000.00	.150	10/11/2018	213,000.00	.150	377
LD1700128	228316	3050	HJR NEWLON LLC .150 10-12-	10/12/2016	230,584.94	.150	10/12/2018	230,584.94	.150	378
76116ECK4	728	2000	REF CORP STRIP	05/22/1995	549,780.00	.000	10/15/2018	3,000,000.00	7.385	381
76116ECK4	729	2000	REF CORP STRIP	10/18/1995	563,810.00	.000	10/15/2018	2,600,000.00	6.760	381
76116ECK4	179054	2000	REF CORP STRIP	11/28/2006	54,912.67	.000	10/15/2018	97,000.00	4.847	381
880591EQ1	218162	1010	TVA DEBENTURE	06/23/2014	10,061,300.00	1.750	10/15/2018	10,000,000.00	1.602	381



Run Date: 10/11/2017 8:00:52 AM

Investments Outstanding As Of Date: 9/29/2017

## INVENTORY BY MATURITY REPORT

CUSIP	Investment #	Fund	Issuer	Purchase Date	Current Book	Current Rate	Maturity Date	Current Par	YTM	Days to Maturity
912828L81	227785	1020	US TREASURY NOTE .875 10-1	08/18/2016	25,048,828.13	.875	10/15/2018	25,000,000.00	.783	381
3133EFJE8	224343	1010	FFCB DEBENTURE	10/19/2015	15,000,000.00	1.070	10/19/2018	15,000,000.00	1.070	385
LD1700136	228388	3050	PRINTEX INC .150 10-12-18	10/21/2016	258,444.80	.150	10/19/2018	258,444.80	.150	385
LD1700144	228389	3050	LISA BROWNING DD .150 10-1	10/21/2016	233,914.24	.150	10/19/2018	233,914.24	.150	385
89236TAY1	227597	1030	TOYOTA MOTOR CRE 2.000 10	08/05/2016	10,207,600.00	2.000	10/24/2018	10,000,000.00	1.051	390
EC1700730	228427	3030	Todd Hunt .150 10-26-18	10/26/2016	70,000.00	.150	10/26/2018	70,000.00	.150	392
EC1700748	228430	3030	William Dusseau .150 10-26-1	10/26/2016	350,000.00	.150	10/26/2018	350,000.00	.150	392
EC1700755	228431	3030	Dennis Marvich .150 10-26-18	10/26/2016	95,040.00	.150	10/26/2018	95,040.00	.150	392
EC1700763	228432	3030	Jennifer Johnson .150 10-26-1	10/26/2016	347,200.00	.150	10/26/2018	347,200.00	.150	392
EC1700771	228433	3030	Jeffery Berg .150 10-26-18	10/26/2016	67,500.00	.150	10/26/2018	67,500.00	.150	392
EC1700789	228434	3030	David Snook .150 10-26-18	10/26/2016	92,765.00	.150	10/26/2018	92,765.00	.150	392
EC1700797	228451	3030	JESSE DICKERSON .150 10-26	10/27/2016	250,000.00	.150	10/26/2018	250,000.00	.150	392
EC1700805	228452	3030	LORNA WILLIAMSON .150 10-	10/27/2016	119,960.00	.150	10/26/2018	119,960.00	.150	392
EC1700813	228453	3030	JERREL BLANKENSH .150 10-2	10/27/2016	64,500.00	.150	10/26/2018	64,500.00	.150	392
EC1700821	228454	3030	JOHN-DANEILLE GW .150 10-2	10/27/2016	206,696.00	.150	10/26/2018	206,696.00	.150	392
EC1700839	228455	3030	MICHAEL MCANGUS .150 10-2	10/27/2016	329,000.00	.150	10/26/2018	329,000.00	.150	392
EC1700847	228456	3030	MARY RUGGIERI .150 10-26-1	10/27/2016	96,464.55	.150	10/26/2018	96,464.55	.150	392
EC1700854	228457	3030	JOSEPH RAQUEPAW .150 10-2	10/27/2016	114,205.00	.150	10/26/2018	114,205.00	.150	392
EC1700862	228458	3030	BARBARA FRENCH .150 10-26-	10/27/2016	133,380.00	.150	10/26/2018	133,380.00	.150	392
EC1700870	228472	3030	BENJAMIN BEDORE .150 10-2	10/28/2016	120,000.00	.150	10/26/2018	120,000.00	.150	392
EC1700888	228473	3030	RICHARD BROWN .150 10-26-	10/28/2016	72,500.00	.150	10/26/2018	72,500.00	.150	392
EC1700896	228474	3030	MICHAEL FERDINAN .150 10-2	10/28/2016	25,000.00	.150	10/26/2018	25,000.00	.150	392
EC1700904	228475	3030	CHRISTOPHER MILN .150 10-2	10/28/2016	308,682.50	.150	10/26/2018	308,682.50	.150	392
EC1700912	228476	3030	CYNTHIA WINSLOW .150 10-2	10/28/2016	150,000.00	.150	10/26/2018	150,000.00	.150	392
LD1700151	228477	3050	VOSS BROTHERS SA .150 10-2	10/28/2016	400,000.00	.150	10/26/2018	400,000.00	.150	392
3136G2PF8	224413	1010	FNMA DEBENTURE	10/29/2015	9,996,100.00	1.125	10/29/2018	10,000,000.00	1.138	395
3136G2PF8	224519	1010	FNMA DEBENTURE	10/29/2015	5,000,000.00	1.125	10/29/2018	5,000,000.00	1.125	395
3136G02M2	217550	1010	FNMA DEBENTURE	04/22/2014	9,788,400.00	1.180	10/30/2018	10,000,000.00	1.668	396
912828WD8	224000	1020	US TREASURY NOTE	09/15/2015	20,117,968.75	1.250	10/31/2018	20,000,000.00	1.058	397
LD1700169	228490	3050	JUST MIKES JERK .150 10-31-	10/31/2016	37,897.11	.150	10/31/2018	37,897.11	.150	397
191216BF6	223545	1030	COCA COLA COMPANY	07/31/2015	6,360,068.80	1.650	11/01/2018	6,320,000.00	1.449	398
LD1700177	228503	3050	BENROTH ENTERPRI .150 11-	11/01/2016	200,000.00	.150	11/01/2018	200,000.00	.150	398
LD1700185	228504	3050	3B VENTURES LLC .150 11-01-	11/01/2016	200,000.00	.150	11/01/2018	200,000.00	.150	398



Run Date: 10/11/2017 8:00:52 AM

Investments Outstanding As Of Date: 9/29/2017

INVENTORY BY MATURITY REPORT

CUSIP	Investment #	Fund	Issuer	Purchase Date	Current Book	Current Rate	Maturity Date	Current Par	YTM	Days to Maturity
594918BF0	226991	1030	MICROSOFT CORP 1.300 11-0	06/10/2016	11,850,360.00	1.300	11/03/2018	11,775,000.00	1.029	400
69353RET1	228094	1030	PNC BANK NA 1.800 11-05-1	09/23/2016	5,046,200.00	1.800	11/05/2018	5,000,000.00	1.355	402
LD1700201	228586	3050	4-K TIRE INC .150 10-12-18	11/08/2016	350,649.52	.150	11/08/2018	350,649.52	.150	405
LD1700193	228587	3050	KIDS COUNT INC. .150 11-08-	11/08/2016	26,152.59	.150	11/08/2018	26,152.59	.150	405
EC1700920	228597	3030	LARRY KLEILEIN .150 11-09-1	11/09/2016	163,541.00	.150	11/09/2018	163,541.00	.150	406
EC1700938	228598	3030	JOSEPH BROWNFIEL .150 11-	11/09/2016	34,475.00	.150	11/09/2018	34,475.00	.150	406
EC1700946	228599	3030	MICHELLE HULL .150 11-09-18	11/09/2016	150,000.00	.150	11/09/2018	150,000.00	.150	406
EC1700953	228600	3030	CHARLES KURTH .150 11-09-1	11/09/2016	201,950.00	.150	11/09/2018	201,950.00	.150	406
912833KT6	179292	2000	US TREASURY STRIP	12/18/2006	143,770.00	.000	11/15/2018	250,000.00	4.700	412
912803AP8	183728	2000	US TREASURY STRIP (P)	12/05/2007	31,345.00	.000	11/15/2018	50,000.00	4.312	412
912803AP8	183935	2000	US TREASURY STRIP (P)	12/19/2007	60,765.00	.000	11/15/2018	100,000.00	4.620	412
912803AP8	184225	2000	US TREASURY STRIP (P)	01/10/2008	95,280.00	.000	11/15/2018	150,000.00	4.228	412
912833KT6	189212	2000	US TREASURY STRIP	11/21/2008	65,522.00	.000	11/15/2018	100,000.00	4.280	412
912833KT6	189258	2000	US TREASURY STRIP	11/21/2008	3,375.00	.000	11/15/2018	5,000.00	3.976	412
912833KT6	189957	2000	US TREASURY STRIP	01/12/2009	183,902.50	.000	11/15/2018	250,000.00	3.145	412
912833KT6	190245	2000	US TREASURY STRIP	02/04/2009	70,790.00	.000	11/15/2018	100,000.00	3.565	412
912833KT6	194191	2000	US TREASURY STRIP	11/24/2009	72,768.00	.000	11/15/2018	100,000.00	3.573	412
912833KT6	194724	2000	US TREASURY STRIP	01/28/2010	36,194.00	.000	11/15/2018	50,000.00	3.708	412
912833KT6	201927	2000	US TREASURY STRIP	11/17/2010	41,744.50	.000	11/15/2018	50,000.00	2.270	412
912833KT6	202145	2000	US TREASURY STRIP	11/24/2010	40,867.50	.000	11/15/2018	50,000.00	2.545	412
912833KT6	203385	2000	US TREASURY STRIP	01/31/2011	79,140.00	.000	11/15/2018	100,000.00	3.027	412
912833KT6	212186	2000	US TREASURY STRIP	11/30/2012	142,264.50	.000	11/15/2018	150,000.00	.891	412
912833KT6	212317	2000	US TREASURY STRIP	12/13/2012	333,371.50	.000	11/15/2018	350,000.00	.824	412
912833KT6	212646	2000	US TREASURY STRIP	01/17/2013	47,325.00	.000	11/15/2018	50,000.00	.946	412
912833KT6	216066	2000	US TREASURY STRIP	11/21/2013	46,746.00	.000	11/15/2018	50,000.00	1.355	412
912833KT6	216411	2000	US TREASURY STRIP	01/09/2014	92,150.00	.000	11/15/2018	100,000.00	1.693	412
91159HHE3	216674	1030	US BANCORP	02/18/2014	15,070,500.00	1.950	11/15/2018	15,000,000.00	1.846	412
912833KT6	219688	2000	US TREASURY STRIP	11/20/2014	236,262.50	.000	11/15/2018	250,000.00	1.423	412
912833KT6	220241	2000	US TREASURY STRIP	01/09/2015	47,677.00	.000	11/15/2018	50,000.00	1.240	412
912833KT6	220343	2000	US TREASURY STRIP	01/20/2015	95,681.00	.000	11/15/2018	100,000.00	1.160	412
912833KT6	220429	2000	US TREASURY STRIP	01/26/2015	96,061.00	.000	11/15/2018	100,000.00	1.060	412
912833KT6	220450	2000	US TREASURY STRIP	01/26/2015	47,977.00	.000	11/15/2018	50,000.00	1.090	412
912833KT6	220469	2000	US TREASURY STRIP	01/26/2015	38,398.40	.000	11/15/2018	40,000.00	1.078	412



Run Date: 10/11/2017 8:00:52 AM

Investments Outstanding As Of Date: 9/29/2017

## INVENTORY BY MATURITY REPORT

CUSIP	Investment #	Fund	Issuer	Purchase Date	Current Book	Current Rate	Maturity Date	Current Par	YTM	Days to Maturity
912833KT6	220498	2000	US TREASURY STRIP	01/27/2015	239,797.50	.000	11/15/2018	250,000.00	1.100	412
912833KT6	220602	2000	US TREASURY STRIP	01/29/2015	239,185.00	.000	11/15/2018	250,000.00	1.169	412
912833KT6	225017	2000	USTREASURYSTRIP	12/24/2015	241,175.00	.000	11/15/2018	250,000.00	1.246	412
912833KT6	225338	2000	USTREASURYSTRIP	02/04/2016	97,353.00	.000	11/15/2018	100,000.00	.968	412
912820RM1	228567	2000	US TREASURY STRI ZERO-% 1	11/14/2016	17,707.32	.000	11/15/2018	18,000.00	.820	412
912833KT6	229096	2000	S 0 11-15-18	01/12/2017	19,575.40	.000	11/15/2018	20,000.00	1.170	412
912833KT6	229098	2000	S 0 11-15-18	01/12/2017	19,575.40	.000	11/15/2018	20,000.00	1.170	412
912833KT6	229267	2000	S 0 11-15-18	01/26/2017	245,240.00	.000	11/15/2018	250,000.00	1.070	412
912833KT6	229393	2000	S 0 11-15-18	02/02/2017	39,232.80	.000	11/15/2018	40,000.00	1.090	412
LD1700219	228672	3050	MAZZULO ENTERPRI .150 11-1	11/17/2016	127,516.69	.150	11/16/2018	127,516.69	.150	413
3133EF3T2	226539	1010	FFCB DEBENTURE .850 11-19-	04/25/2016	4,982,300.00	.850	11/19/2018	5,000,000.00	.990	416
3135GOYT4	224518	1010	FNMA DEBENTURE	10/22/2015	15,307,350.00	1.625	11/27/2018	15,000,000.00	.952	424
EC1700961	228741	3030	JAMES VANSKY	11/28/2016	68,890.00	.150	11/28/2018	68,890.00	.150	425
EC1700987	228742	3030	DANIELLE FLOSLER-LUSSIER	11/28/2016	103,965.00	.150	11/28/2018	103,965.00	.150	425
EC1700979	228743	3030	JOHN TANSEY	11/28/2016	350,000.00	.150	11/28/2018	350,000.00	.150	425
EC1700995	228744	3030	DAVID WHEELAND	11/28/2016	314,762.84	.150	11/28/2018	314,762.84	.150	425
EC1701001	228745	3030	MICHAEL WHITE	11/28/2016	350,000.00	.150	11/28/2018	350,000.00	.150	425
EC1701019	228746	3030	DOUGLAS TYO	11/28/2016	105,000.00	.150	11/28/2018	105,000.00	.150	425
EC1701027	228747	3030	EDWARD HOAR	11/28/2016	260,036.00	.150	11/28/2018	260,036.00	.150	425
EC1701035	228758	3030	DAVID NERONI	11/29/2016	100,000.00	.150	11/29/2018	100,000.00	.150	426
EC1701043	228759	3030	JAMES WISEMAN	11/29/2016	75,000.00	.150	11/29/2018	75,000.00	.150	426
EC1701050	228760	3030	LOIS BROWN	11/29/2016	50,000.00	.150	11/29/2018	50,000.00	.150	426
EC1701068	228761	3030	BETTE KLEIN	11/29/2016	75,000.00	.150	11/29/2018	75,000.00	.150	426
EC1701084	228763	3030	PATRICK BRAY	11/29/2016	192,115.00	.150	11/29/2018	192,115.00	.150	426
EC1701092	228764	3030	THOMAS DAVID KNAPP	11/29/2016	155,000.00	.150	11/29/2018	155,000.00	.150	426
EC1701100	228765	3030	ALAN KNOWLES	11/29/2016	103,140.00	.150	11/29/2018	103,140.00	.150	426
EC1701118	228766	3030	ROGER BALLERINO	11/29/2016	51,230.00	.150	11/29/2018	51,230.00	.150	426
EC1701126	228767	3030	PHILIP GROSS	11/29/2016	350,000.00	.150	11/29/2018	350,000.00	.150	426
EC1701134	228794	3030	LARRY SLUSHER	11/29/2016	67,500.00	.150	11/29/2018	67,500.00	.150	426
912828A34	219352	1020	US TREASURY NOTE	10/21/2014	10,014,843.75	1.250	11/30/2018	10,000,000.00	1.213	427
EC1701142	228800	3030	CAITLYN MARSHFIELD	12/02/2016	62,350.00	.150	11/30/2018	62,350.00	.150	427
LD1700227	228811	3050	BATAVIA DAIRY QUEEN	12/05/2016	136,838.12	.150	12/05/2018	136,838.12	.150	432
EC1701159	228829	3030	JAMES BRUMBAUGH	12/07/2016	196,250.00	.150	12/07/2018	196,250.00	.150	434



Run Date: 10/11/2017 8:00:52 AM

Investments Outstanding As Of Date: 9/29/2017

## INVENTORY BY MATURITY REPORT

CUSIP	Investment #	Fund	Issuer	Purchase Date	Current Book	Current Rate	Maturity Date	Current Par	YTM	Days to Maturity
EC1701167	228840	3030	RENEE WHITED	12/08/2016	278,555.83	.150	12/07/2018	278,555.83	.150	434
LD1700243	228857	3050	CLOUSE ELECTRIC INC	12/12/2016	268,963.19	.150	12/12/2018	268,963.19	.150	439
313376BR5	218296	1010	FHLB DEBENTURE	07/02/2014	15,023,265.50	1.750	12/14/2018	14,890,000.00	1.541	441
EC1701175	228891	3030	FAITH YODER	12/15/2016	90,000.00	.150	12/14/2018	90,000.00	.150	441
LD1700250	228903	3050	BURREY INSURANCE AGENCY	12/16/2016	400,000.00	.150	12/14/2018	400,000.00	.150	441
EC1701191	228904	3030	AUSTIN MEHL	12/16/2016	60,000.00	.150	12/14/2018	60,000.00	.150	441
EC1701183	228905	3030	ASHFAQ AHMED	12/16/2016	250,000.00	.150	12/14/2018	250,000.00	.150	441
931142DJ9	222968	1030	WAL-MART STORES	06/16/2015	7,278,851.84	1.950	12/15/2018	7,171,000.00	1.507	442
912828N22	225011	1020	US TREASURY NOTE	12/22/2015	9,992,187.50	1.250	12/15/2018	10,000,000.00	1.277	442
EC1701209	228916	3030	LAURA BLUEBAUGH	12/19/2016	41,325.00	.150	12/19/2018	41,325.00	.150	446
EC1701217	228917	3030	EDWARD BOSE JR	12/19/2016	178,500.00	.150	12/19/2018	178,500.00	.150	446
EC1701225	228918	3030	STEPHEN FRANCIS	12/19/2016	350,000.00	.150	12/19/2018	350,000.00	.150	446
EC1701233	228919	3030	ROBIN HORTH	12/19/2016	106,250.00	.150	12/19/2018	106,250.00	.150	446
EC1701241	228920	3030	JASON MIKES	12/19/2016	190,000.00	.150	12/19/2018	190,000.00	.150	446
EC1701258	228921	3030	SHELDON STUTZMAN	12/19/2016	114,800.00	.150	12/19/2018	114,800.00	.150	446
EC1701266	228922	3030	PAUL SWEENEY	12/19/2016	64,500.00	.150	12/19/2018	64,500.00	.150	446
EC1701274	228923	3030	JANICE WILSON	12/19/2016	150,000.00	.150	12/19/2018	150,000.00	.150	446
EC1701282	228924	3030	JOSEPH ZIMMERMAN	12/19/2016	31,405.00	.150	12/19/2018	31,405.00	.150	446
EC1701290	228925	3030	WENDY CLINE	12/19/2016	174,486.00	.150	12/19/2018	174,486.00	.150	446
EC1701308	228961	3030	ROBERT CROWDER	12/22/2016	74,165.00	.150	12/21/2018	74,165.00	.150	448
EC1701316	228962	3030	DOMINIC ESPOSITO	12/22/2016	175,007.00	.150	12/21/2018	175,007.00	.150	448
EC1701324	228963	3030	SAM HAND	12/22/2016	130,000.00	.150	12/21/2018	130,000.00	.150	448
EC1701332	228964	3030	WESLEY LEWIS	12/22/2016	184,436.00	.150	12/21/2018	184,436.00	.150	448
EC1701340	228965	3030	JOSEPH LOVETT	12/22/2016	350,000.00	.150	12/21/2018	350,000.00	.150	448
EC1701357	228966	3030	STEPHEN ROSHON	12/22/2016	150,000.00	.150	12/21/2018	150,000.00	.150	448
EC1701365	228967	3030	CURTIS SCOTT	12/22/2016	115,000.00	.150	12/21/2018	115,000.00	.150	448
EC1701373	228968	3030	DON SHAFER	12/22/2016	197,050.00	.150	12/21/2018	197,050.00	.150	448
EC1701381	228969	3030	ANGELA SMITH	12/22/2016	51,500.00	.150	12/21/2018	51,500.00	.150	448
EC1701399	228982	3030	PETER WALKER	12/23/2016	47,299.75	.150	12/21/2018	47,299.75	.150	448
EC1701407	228983	3030	CHRISTOPHER STOLL	12/23/2016	107,060.00	.150	12/21/2018	107,060.00	.150	448
LD1700268	228991	3050	TP TECH LLC	12/27/2016	186,464.15	.150	12/27/2018	186,464.15	.150	454
3134G8TN9	226733	1010	FHLMC MEDIUM TER 1.150 12	05/05/2016	9,112,922.00	1.150	12/28/2018	9,100,000.00	1.095	455
LD1700276	229024	3050	SADLER CORPORATION	12/29/2016	100,000.00	.150	12/28/2018	100,000.00	.150	455



Run Date: 10/11/2017 8:00:52 AM

Investments Outstanding As Of Date: 9/29/2017

## INVENTORY BY MATURITY REPORT

CUSIP	Investment #	Fund	Issuer	Purchase Date	Current Book	Current Rate	Maturity Date	Current Par	YTM	Days to Maturity
912828RY8	223894	1020	US TREASURY NOTE	09/01/2015	25,161,132.81	1.375	12/31/2018	25,000,000.00	1.177	458
912828U99	229011	1020	T 1 1-4 12-31-18	01/03/2017	9,993,750.00	1.250	12/31/2018	10,000,000.00	1.282	458
3134A1NA4	121236	2000	FHLMC STRIP	11/08/1999	5,665,170.00	.000	01/02/2019	21,000,000.00	6.960	460
EC1701415	229067	3030	MELISSA LAZUKA	01/05/2017	121,575.00	.150	01/04/2019	121,575.00	.150	462
LD1700284	229166	3050	DEBANALE PRINTING INC	01/11/2017	32,000.00	.500	01/11/2019	32,000.00	.500	469
31359YCD7	173954	2000	FNMA STRIP	12/13/2005	162,107.46	.000	01/15/2019	317,000.00	5.190	473
31359YCD7	179698	2000	FNMA STRIP	01/31/2007	79,561.50	.000	01/15/2019	150,000.00	5.375	473
94974BFQ8	216671	1030	WELLS FARGO & CO	02/14/2014	5,035,050.00	2.150	01/15/2019	5,000,000.00	2.000	473
94974BFQ8	227595	1030	WELLS FARGO & CO 2.150 1-1	08/05/2016	9,467,361.04	2.150	01/15/2019	9,272,000.00	1.272	473
LD1700292	229288	3050	NAILS 90 NAILS & SPA LLC	01/24/2017	341,496.20	.150	01/24/2019	341,496.20	.150	482
EC1701423	229327	3030	MARK ROGERS	01/26/2017	200,195.00	.150	01/25/2019	200,195.00	.150	483
EC1701522	229328	3030	JAMES BURCHAM	01/26/2017	74,750.00	.150	01/25/2019	74,750.00	.150	483
EC1701431	229329	3030	LOUIS THOMPSON	01/26/2017	350,000.00	.150	01/25/2019	350,000.00	.150	483
EC1701530	229330	3030	CHARLES WORKMAN	01/26/2017	200,000.00	.150	01/25/2019	200,000.00	.150	483
EC1701449	229331	3030	MITCHELL CONN	01/26/2017	109,700.00	.150	01/25/2019	109,700.00	.150	483
EC1701548	229332	3030	MELVIN JONES	01/26/2017	111,500.00	.150	01/25/2019	111,500.00	.150	483
EC1701456	229333	3030	ADAM GERBER	01/26/2017	80,000.00	.150	01/25/2019	80,000.00	.150	483
EC1701555	229334	3030	DEBORAH TANAKA	01/26/2017	323,260.00	.150	01/25/2019	323,260.00	.150	483
EC1701464	229335	3030	MARGARET ANN GOODMAN	01/26/2017	140,560.00	.150	01/25/2019	140,560.00	.150	483
EC1701563	229336	3030	SHAYNE HARVEY	01/26/2017	276,500.00	.150	01/25/2019	276,500.00	.150	483
EC1701472	229337	3030	WILLIAM BURSLEY	01/26/2017	24,900.00	.150	01/25/2019	24,900.00	.150	483
EC1701571	229338	3030	ANTHONY RYNO	01/26/2017	350,000.00	.150	01/25/2019	350,000.00	.150	483
EC1701480	229339	3030	WILLIAM FOOTE	01/26/2017	122,500.00	.150	01/25/2019	122,500.00	.150	483
EC1701589	229340	3030	JANE USHER	01/26/2017	50,000.00	.150	01/25/2019	50,000.00	.150	483
EC1701498	229341	3030	PATRICIA LARSON	01/26/2017	53,195.00	.150	01/25/2019	53,195.00	.150	483
EC1701597	229342	3030	DAVID KRALL	01/26/2017	236,250.00	.150	01/25/2019	236,250.00	.150	483
EC1701506	229343	3030	RICKEY RULMAN	01/26/2017	267,274.00	.150	01/25/2019	267,274.00	.150	483
EC1701605	229344	3030	RYAN LONG	01/26/2017	245,000.00	.150	01/25/2019	245,000.00	.150	483
EC1701514	229345	3030	FRED WAGNER	01/26/2017	51,575.00	.150	01/25/2019	51,575.00	.150	483
EC1701613	229346	3030	ROBERT KRAMB	01/26/2017	75,000.00	.150	01/25/2019	75,000.00	.150	483
46625HJR2	216670	1030	JP MORGAN CHASE & CO	02/14/2014	10,028,100.00	2.350	01/28/2019	10,000,000.00	2.290	486
3135G0G31	224548	1010	FNMA DEBENTURE	10/29/2015	10,000,000.00	1.200	01/29/2019	10,000,000.00	1.200	487
3134G92B2	228019	1010	FHLMC DEBENTURE .950 1-30	09/14/2016	14,985,000.00	.950	01/30/2019	15,000,000.00	.993	488



Run Date: 10/11/2017 8:00:52 AM

Investments Outstanding As Of Date: 9/29/2017

INVENTORY BY MATURITY REPORT

CUSIP	Investment #	Fund	Issuer	Purchase Date	Current Book	Current Rate	Maturity Date	Current Par	YTM	Days to Maturity
912828SD3	221891	1020	US TREASURY NOTE	04/17/2015	25,156,250.00	1.250	01/31/2019	25,000,000.00	1.081	489
LD1700300	229422	3050	J.A. MCMAHON INC.	01/31/2017	400,000.00	.500	01/31/2019	400,000.00	.500	489
31358ACM0	70368	2000	FNMA STRIP	08/28/1998	80,796.73	.000	02/01/2019	270,000.00	5.995	490
31358ACM0	104954	2000	FNMA STRIP	04/30/1999	1,660,581.45	.000	02/01/2019	5,665,000.00	6.309	490
LD1700318	229474	3050	HOFFMANN GOTTFRIED MACK	02/03/2017	340,902.60	.500	02/01/2019	340,902.60	.500	490
LD1700326	229511	3050	WON LEASING LLC.	02/08/2017	138,494.50	.150	02/08/2019	138,494.50	.150	497
LD1700334	229536	3050	PREMIER INTEGRATION	02/09/2017	96,523.85	.150	02/08/2019	96,523.85	.150	497
459200HT1	224247	1030	IBM CORP	09/29/2015	3,029,550.00	1.950	02/12/2019	3,000,000.00	1.648	501
LD1700342	229573	3050	VERDI S ITALIAN MRKT BELCI	02/14/2017	209,177.09	.150	02/14/2019	209,177.09	.150	503
912833KU3	180366	2000	US TREASURY STRIP	04/03/2007	28,309.50	.000	02/15/2019	50,000.00	4.850	504
912833KU3	180518	2000	US TREASURY STRIP	04/12/2007	55,873.00	.000	02/15/2019	100,000.00	4.975	504
912833KU3	184836	2000	US TREASURY STRIP	02/28/2008	6,205.19	.000	02/15/2019	10,000.00	4.400	504
912803AQ6	185226	2000	US TREASURY STRIP (P)	03/27/2008	6,430.00	.000	02/15/2019	10,000.00	4.098	504
912833KU3	185269	2000	US TREASURY STRIP	03/28/2008	32,008.50	.000	02/15/2019	50,000.00	4.140	504
912833KU3	185595	2000	US TREASURY STRIP	04/16/2008	32,172.00	.000	02/15/2019	50,000.00	4.112	504
912833KU3	185614	2000	US TREASURY STRIP	04/16/2008	6,498.00	.000	02/15/2019	10,000.00	4.019	504
912833KU3	185881	2000	US TREASURY STRIP	04/28/2008	15,707.50	.000	02/15/2019	25,000.00	4.350	504
912833KU3	190595	2000	US TREASURY STRIP	02/27/2009	35,473.50	.000	02/15/2019	50,000.00	3.474	504
912833KU3	190826	2000	US TREASURY STRIP	03/20/2009	35,229.50	.000	02/15/2019	50,000.00	3.565	504
912833KU3	190952	2000	US TREASURY STRIP	03/30/2009	72,790.00	.000	02/15/2019	100,000.00	3.240	504
912833KU3	191118	2000	US TREASURY STRIP	04/13/2009	3,650.00	.000	02/15/2019	5,000.00	3.223	504
912833KU3	191205	2000	US TREASURY STRIP	04/16/2009	35,937.50	.000	02/15/2019	50,000.00	3.386	504
912833KU3	191856	2000	US TREASURY STRIP	04/24/2009	36,191.50	.000	02/15/2019	50,000.00	3.321	504
912833KU3	194853	2000	US TREASURY STRIP	02/08/2010	70,898.00	.000	02/15/2019	100,000.00	3.850	504
912833KU3	195176	2000	US TREASURY STRIP	03/03/2010	35,679.50	.000	02/15/2019	50,000.00	3.804	504
912833KU3	195386	2000	US TREASURY STRIP	03/12/2010	71,206.00	.000	02/15/2019	100,000.00	3.839	504
912833KU3	195855	2000	US TREASURY STRIP	04/08/2010	35,115.00	.000	02/15/2019	50,000.00	4.030	504
912833KU3	196880	2000	US TREASURY STRIP	04/30/2010	36,093.50	.000	02/15/2019	50,000.00	3.740	504
912833KU3	203854	2000	US TREASURY STRIP	02/28/2011	38,705.50	.000	02/15/2019	50,000.00	3.241	504
912833KU3	204501	2000	US TREASURY STRIP	04/12/2011	77,234.00	.000	02/15/2019	100,000.00	3.320	504
912833KU3	205414	2000	US TREASURY STRIP	05/05/2011	79,306.00	.000	02/15/2019	100,000.00	3.002	504
912833KU3	208697	2000	US TREASURY STRIP	02/16/2012	45,365.50	.000	02/15/2019	50,000.00	1.395	504
912833KU3	208868	2000	US TREASURY STRIP	03/05/2012	90,727.00	.000	02/15/2019	100,000.00	1.406	504





Run Date: 10/11/2017 8:00:52 AM

Investments Outstanding As Of Date: 9/29/2017

INVENTORY BY MATURITY REPORT

CUSIP	Investment #	Fund	Issuer	Purchase Date	Current Book	Current Rate	Maturity Date	Current Par	YTM	Days to Maturity
912833KU3	209007	2000	US TREASURY STRIP	03/19/2012	44,420.00	.000	02/15/2019	50,000.00	1.720	504
912833KU3	209132	2000	US TREASURY STRIP	04/05/2012	44,803.00	.000	02/15/2019	50,000.00	1.606	504
912833KU3	209924	2000	US TREASURY STRIP	04/30/2012	45,478.50	.000	02/15/2019	50,000.00	1.400	504
912833KU3	213281	2000	US TREASURY STRIP	03/25/2013	47,034.00	.000	02/15/2019	50,000.00	1.040	504
912833KU3	213356	2000	US TREASURY STRIP	03/28/2013	94,297.00	.000	02/15/2019	100,000.00	1.000	504
912833KU3	213433	2000	US TREASURY STRIP	04/04/2013	47,314.50	.000	02/15/2019	50,000.00	.943	504
912833KU3	213500	2000	US TREASURY STRIP	04/12/2013	95,002.00	.000	02/15/2019	100,000.00	.879	504
912833KU3	214251	2000	US TREASURY STRIP	05/02/2013	95,262.00	.000	02/15/2019	100,000.00	.840	504
912833KU3	216906	2000	US TREASURY STRIP	03/21/2014	231,650.00	.000	02/15/2019	250,000.00	1.560	504
912833KU3	220871	2000	US TREASURY STRIP	02/13/2015	38,007.20	.000	02/15/2019	40,000.00	1.280	504
912833KU3	222343	2000	US TREASURY STRIP	04/30/2015	38,412.00	.000	02/15/2019	40,000.00	1.070	504
912833KU3	225723	2000	USTREASURYSTRIIP	03/17/2016	38,760.00	.000	02/15/2019	40,000.00	1.083	504
912833KU3	225752	2000	USTREASURYSTRIIP	03/17/2016	17,675.67	.000	02/15/2019	18,250.00	1.100	504
912828P53	227867	1020	US TREASURY NOTE .750 2-15	08/26/2016	14,971,875.00	.750	02/15/2019	15,000,000.00	.827	504
912828P53	228236	1020	US TREASURY NOTE .750 2-15	10/06/2016	9,960,937.50	.750	02/15/2019	10,000,000.00	.918	504
912833KU3	229646	2000	S 0 02-15-19	02/24/2017	50,750.96	.000	02/15/2019	52,000.00	1.235	504
912833KU3	230013	2000	S 0 02-15-19	03/24/2017	390,260.00	.000	02/15/2019	400,000.00	1.303	504
912833KU3	230127	2000	S 0 02-15-19	03/30/2017	244,310.00	.000	02/15/2019	250,000.00	1.228	504
912833KU3	230231	2000	S 0 02-15-19	04/06/2017	48,898.50	.000	02/15/2019	50,000.00	1.200	504
912833KU3	230349	2000	S 0 02-15-19	04/17/2017	39,122.40	.000	02/15/2019	40,000.00	1.215	504
912833KU3	230984	2000	S 0 02-15-19	04/28/2017	244,365.00	.000	02/15/2019	250,000.00	1.270	504
3133EFC96	225478	1010	FFCB DEBENTURE	02/19/2016	9,990,000.00	1.140	02/19/2019	10,000,000.00	1.174	508
EC1701647	229654	3030	TIMOTHY SNODGRASS	02/21/2017	99,075.00	.150	02/21/2019	99,075.00	.150	510
EC1701654	229656	3030	BRYAN STORK	02/21/2017	78,585.00	.150	02/21/2019	78,585.00	.150	510
EC1701670	229657	3030	AMY HARRUFF	02/21/2017	70,000.00	.150	02/21/2019	70,000.00	.150	510
EC1701662	229659	3030	ALLAN KING	02/21/2017	266,000.00	.150	02/21/2019	266,000.00	.150	510
EC1701688	229660	3030	DOUGLAS EVANS	02/21/2017	150,000.00	.150	02/21/2019	150,000.00	.150	510
EC1701621	229662	3030	CATHERINE SWAMI	02/21/2017	117,845.00	.500	02/21/2019	117,845.00	.500	510
EC1701639	229664	3030	JASON KOUVARAS	02/21/2017	75,000.00	.500	02/21/2019	75,000.00	.500	510
037833BQ2	227596	1030	APPLE INC 1.700 2-22-19	08/05/2016	10,165,500.00	1.700	02/22/2019	10,000,000.00	1.040	511
713448DE5	227713	1030	PEPSICO INC 1.500 2-22-19	08/16/2016	3,090,368.72	1.500	02/22/2019	3,053,000.00	1.006	511
02665WBA8	227852	1030	AMERICAN HONDA F 1.700 2-	08/26/2016	4,556,875.84	1.700	02/22/2019	4,496,000.00	1.147	511
EC1701696	229695	3030	SHANE BROOKE	02/23/2017	200,000.00	.500	02/22/2019	200,000.00	.500	511



Run Date: 10/11/2017 8:00:52 AM

Investments Outstanding As Of Date: 9/29/2017

## INVENTORY BY MATURITY REPORT

CUSIP	Investment #	Fund	Issuer	Purchase Date	Current Book	Current Rate	Maturity Date	Current Par	YTM	Days to Maturity
EC1701704	229697	3030	GEORGE GOLEY	02/23/2017	41,275.00	.150	02/22/2019	41,275.00	.150	511
EC1701712	229698	3030	BJORN KEMPER	02/23/2017	105,000.00	.150	02/22/2019	105,000.00	.150	511
EC1701720	229700	3030	CHRISTOPHER MCGEE	02/23/2017	343,518.00	.150	02/22/2019	343,518.00	.150	511
EC1701738	229702	3030	JON & AMY RIGGS	02/23/2017	169,054.60	.150	02/22/2019	169,054.60	.150	511
EC1701746	229703	3030	JON DURRENBERG	02/23/2017	245,000.00	.150	02/22/2019	245,000.00	.150	511
EC1701753	229705	3030	JEREMY EVERDING	02/23/2017	100,000.00	.150	02/22/2019	100,000.00	.150	511
3135G0J46	225444	1010	FNMA DEBENTURE 1.25	02/26/2016	10,000,000.00	1.250	02/26/2019	10,000,000.00	1.250	515
3135G0J53	225693	1010	FNMA DEBENTURE	03/11/2016	9,959,600.00	1.000	02/26/2019	10,000,000.00	1.139	515
EC1701761	229729	3030	EDWARD GOEDDE	02/27/2017	221,536.00	.500	02/27/2019	221,536.00	.500	516
EC1701779	229730	3030	MATTHEW SLOAT	02/27/2017	252,000.00	.500	02/27/2019	252,000.00	.500	516
EC1701787	229731	3030	DAVID AND AMBER RADER	02/27/2017	61,625.00	.150	02/27/2019	61,625.00	.150	516
EC1701795	229732	3030	STEVEN LAPE	02/27/2017	73,785.00	.500	02/27/2019	73,785.00	.500	516
912828C24	216891	1020	US TREASURY NOTE	03/17/2014	24,945,312.50	1.500	02/28/2019	25,000,000.00	1.546	517
LD1700359	229750	3050	QUALITY PANEL LLC	02/28/2017	51,287.00	.500	02/28/2019	51,287.00	.500	517
LD1700367	229751	3050	HOUSE OF ROSE N GARDEN	02/28/2017	202,488.79	.500	02/28/2019	202,488.79	.500	517
LD1700375	229784	3050	OHIO CUSTOM DOOR LLC	03/02/2017	138,307.00	.500	03/01/2019	138,307.00	.500	518
LD1700383	229813	3050	FABRIZIO and SHULTZ LLC	03/03/2017	244,299.96	.500	03/01/2019	244,299.96	.500	518
LD1700417	230174	3050	SOUTHWOOD LUMBERandPAL	03/29/2017	390,646.05	.500	03/01/2019	390,646.05	.500	518
3133782M2	218010	1010	FHLB DEBENTURE	06/06/2014	7,462,275.00	1.500	03/08/2019	7,500,000.00	1.610	525
313378QK0	218393	1010	FHLB DEBENTURE	07/14/2014	10,128,500.00	1.875	03/08/2019	10,000,000.00	1.587	525
19416QEF3	223616	1030	COLGATE PALMOLIVE CO	08/07/2015	11,720,515.40	1.750	03/15/2019	11,660,000.00	1.601	532
3133EDVK5	219667	1010	FFCB DEBENTURE	11/17/2014	10,063,800.00	1.750	03/18/2019	10,000,000.00	1.597	535
LD1700391	230087	3050	HUMBERT SANITARY SERVICE	03/24/2017	90,011.81	.150	03/22/2019	90,011.81	.150	539
EC1701803	230088	3030	ROBERT KARL	03/24/2017	85,182.50	.500	03/22/2019	85,182.50	.500	539
LD1700409	230101	3050	PACKED FOR PARADISE INC	03/27/2017	60,000.00	.500	03/27/2019	60,000.00	.500	544
EC1701811	230102	3030	JULIE JABLONOWSKI	03/27/2017	189,000.00	.500	03/27/2019	189,000.00	.500	544
EC1701829	230103	3030	CARL MARLEY	03/27/2017	328,440.00	.500	03/27/2019	328,440.00	.500	544
EC1701837	230104	3030	DREW STAFFORD	03/27/2017	87,500.00	.500	03/27/2019	87,500.00	.500	544
EC1701845	230105	3030	TREVOR CASTO	03/27/2017	50,000.00	.500	03/27/2019	50,000.00	.500	544
EC1701852	230106	3030	JASON CERVENEC	03/27/2017	64,375.00	.500	03/27/2019	64,375.00	.500	544
EC1701860	230107	3030	MIKEL LYDY	03/27/2017	92,347.05	.150	03/27/2019	92,347.05	.150	544
EC1701878	230108	3030	GREGORY HITZHUSEN	03/27/2017	350,000.00	.500	03/27/2019	350,000.00	.500	544
EC1701886	230109	3030	GEORGE FERKINS	03/27/2017	350,000.00	.150	03/27/2019	350,000.00	.150	544



Run Date: 10/11/2017 8:00:52 AM

Investments Outstanding As Of Date: 9/29/2017

## INVENTORY BY MATURITY REPORT

CUSIP	Investment #	Fund	Issuer	Purchase Date	Current Book	Current Rate	Maturity Date	Current Par	YTM	Days to Maturity
EC1701894	230110	3030	LINDA ISSEL	03/27/2017	223,930.00	.150	03/27/2019	223,930.00	.150	544
RE1700021	230132	3040	VILLAGE HARDWARE INC	03/27/2017	213,622.38	.150	03/27/2019	213,622.38	.150	544
3134G8QE2	225694	1010	FHLMC MEDIUM TERM NOTE	03/29/2016	5,000,000.00	1.300	03/29/2019	5,000,000.00	1.300	546
912828C65	223324	1020	US TREASURY NOTE	07/13/2015	15,165,234.38	1.625	03/31/2019	15,000,000.00	1.320	548
912828C65	225010	1020	US TREASURY NOTE	12/22/2015	10,081,250.00	1.625	03/31/2019	10,000,000.00	1.370	548
46513CSG2	225996	1010	ISRAEL BOND	04/15/2016	7,500,000.00	2.140	04/01/2019	7,500,000.00	2.140	549
46513CTG1	225997	1010	ISRAEL FLOATER	04/15/2016	7,500,000.00	2.238	04/01/2019	7,500,000.00	2.238	549
46513XAT7	230150	1010	ISRAEL BOND	04/03/2017	11,200,000.00	2.110	04/01/2019	11,200,000.00	2.110	549
LD1700425	230219	3050	FLOHR MACHINE COMPANY	04/03/2017	300,000.00	.500	04/03/2019	300,000.00	.500	551
3134G8TL3	225910	1010	FHLMC MULTI STEP COUPON	04/04/2016	5,955,000.00	1.250	04/04/2019	5,955,000.00	1.250	552
3134GAQM9	228220	1010	FHLMC MEDIUM TER 1.020 4-	10/05/2016	5,500,000.00	1.020	04/04/2019	5,500,000.00	1.020	552
3133EGJW6	227354	1010	FFCB DEBENTURE 1.030 4-05-	07/15/2016	6,993,000.00	1.030	04/05/2019	7,000,000.00	1.067	553
LD1700433	230275	3050	NATIONAL GRANITE LUXURIE	04/05/2017	400,000.00	.750	04/05/2019	400,000.00	.750	553
LD1700441	230287	3050	THE DAAVLIN DISTRIBUTING	04/06/2017	400,000.00	.750	04/05/2019	400,000.00	.750	553
LD1700458	230305	3050	LEADING EDGE DENTAL LABO	04/07/2017	24,299.63	.750	04/05/2019	24,299.63	.750	553
EC1701902	230319	3030	CHRISTOPHER HARMON	04/10/2017	45,000.00	.750	04/10/2019	45,000.00	.750	558
LD1700466	230385	3050	J&O PLASTICS INC.	04/13/2017	400,000.00	.750	04/12/2019	400,000.00	.750	560
76116ECL2	180734	2000	REF CORP STRIP	04/30/2007	55,335.00	.000	04/15/2019	100,000.00	5.010	563
912828Q52	228469	1020	US TREASURY NOTE .875 4-15	10/31/2016	9,975,781.25	.875	04/15/2019	10,000,000.00	.975	563
94974BFV7	217623	1030	WELLS FARGO & CO	04/28/2014	7,027,510.00	1.773	04/22/2019	7,000,000.00	1.544	570
LD1700474	230952	3050	THE MARQUARD COMPANY	04/24/2017	313,000.00	.750	04/24/2019	313,000.00	.750	572
91159HHH6	217801	1030	US BANCORP	05/12/2014	8,957,672.00	2.200	04/25/2019	8,900,000.00	2.062	573
3134G8XP9	225940	1010	FHLMC MEDIUM TERM NOTE	04/26/2016	5,000,000.00	1.150	04/26/2019	5,000,000.00	1.150	574
EC1701910	231036	3030	KATHERINE HARALSON	04/27/2017	67,402.45	.750	04/26/2019	67,402.45	.750	574
EC1701928	231044	3030	DUANE GRIFFAW	04/27/2017	30,000.00	.750	04/26/2019	30,000.00	.750	574
EC1701936	231045	3030	RYAN HELLWIG	04/27/2017	250,495.00	.750	04/26/2019	250,495.00	.750	574
EC1701944	231046	3030	JONATHAN SABO	04/27/2017	55,675.00	.750	04/26/2019	55,675.00	.750	574
EC1701951	231047	3030	MICHAEL APKING	04/27/2017	29,375.00	.750	04/26/2019	29,375.00	.750	574
EC1701969	231048	3030	ROBERT MUELLER	04/27/2017	276,500.00	.750	04/26/2019	276,500.00	.750	574
EC1701977	231050	3030	MATTHEW GARY	04/27/2017	81,430.00	.750	04/26/2019	81,430.00	.750	574
EC1701985	231051	3030	DANNY YAHINI	04/27/2017	90,704.70	.750	04/26/2019	90,704.70	.750	574
912828D23	222731	1020	US TREASURY NOTE	05/27/2015	15,186,328.13	1.625	04/30/2019	15,000,000.00	1.299	578
912828ST8	225563	1020	US TREASURY NOTE	02/25/2016	10,117,187.50	1.250	04/30/2019	10,000,000.00	.875	578



Run Date: 10/11/2017 8:00:52 AM

Investments Outstanding As Of Date: 9/29/2017

INVENTORY BY MATURITY REPORT

CUSIP	Investment #	Fund	Issuer	Purchase Date	Current Book	Current Rate	Maturity Date	Current Par	YTM	Days to Maturity
LD1700482	231259	3050	ENVIROSCAPE ECM LTD	05/04/2017	384,390.45	.750	05/03/2019	384,390.45	.750	581
037833AQ3	227020	1030	APPLE INC 2.100 5-06-19	06/15/2016	9,240,431.68	2.100	05/06/2019	9,014,000.00	1.213	584
LD1700490	231279	3050	WRIGHT TIRE & AUTO LLC	05/08/2017	200,000.00	.750	05/08/2019	200,000.00	.750	586
LD1700508	231325	3050	HICKORY LANE WELDING LTD	05/09/2017	400,000.00	.750	05/09/2019	400,000.00	.750	587
31358C7R1	178654	2000	FNMA STRIP	10/27/2006	1,686,030.00	.000	05/15/2019	3,225,000.00	5.234	593
912833KV1	181165	2000	US TREASURY STRIP	05/31/2007	27,454.00	.000	05/15/2019	50,000.00	5.077	593
912833KV1	181413	2000	US TREASURY STRIP	06/26/2007	26,726.00	.000	05/15/2019	50,000.00	5.340	593
912833KV1	181554	2000	US TREASURY STRIP	07/06/2007	27,172.50	.000	05/15/2019	50,000.00	5.209	593
912833KV1	181860	2000	US TREASURY STRIP	07/30/2007	55,215.00	.000	05/15/2019	100,000.00	5.100	593
912833KV1	186332	2010	US TREASURY STRIP	05/22/2008	4,688,636.00	.000	05/15/2019	7,538,000.00	4.371	593
912833KV1	186416	2000	US TREASURY STRIP	05/27/2008	31,255.50	.000	05/15/2019	50,000.00	4.330	593
912833KV1	186663	2000	US TREASURY STRIP	06/09/2008	15,501.50	.000	05/15/2019	25,000.00	4.420	593
912833KV1	187226	2000	US TREASURY STRIP	07/11/2008	6,260.00	.000	05/15/2019	10,000.00	4.366	593
912833KV1	192213	2000	US TREASURY STRIP	05/13/2009	102,256.50	.000	05/15/2019	150,000.00	3.866	593
912833KV1	193233	2000	US TREASURY STRIP	08/18/2009	33,664.88	.000	05/15/2019	50,000.00	4.102	593
912833KV1	197098	2000	US TREASURY STRIP	05/11/2010	220,690.87	.000	05/15/2019	306,000.00	3.660	593
912833KV1	197191	2000	US TREASURY STRIP	05/14/2010	17,996.00	.000	05/15/2019	25,000.00	3.685	593
912833KV1	198373	2000	US TREASURY STRIP	06/30/2010	38,194.00	.000	05/15/2019	50,000.00	3.058	593
912833KV1	198699	2000	US TREASURY STRIP	07/13/2010	75,926.00	.000	05/15/2019	100,000.00	3.140	593
912833KV1	205473	2000	US TREASURY STRIP	05/09/2011	78,665.00	.000	05/15/2019	100,000.00	3.016	593
912833KV1	206118	2000	US TREASURY STRIP	06/13/2011	81,053.00	.000	05/15/2019	100,000.00	2.670	593
912833KV1	206336	2000	US TREASURY STRIP	06/23/2011	40,554.50	.000	05/15/2019	50,000.00	2.670	593
912833KV1	206370	2000	US TREASURY STRIP	06/27/2011	40,571.00	.000	05/15/2019	50,000.00	2.668	593
912833KV1	210177	2000	US TREASURY STRIP	05/16/2012	45,687.50	.000	05/15/2019	50,000.00	1.293	593
912833KV1	210392	2000	US TREASURY STRIP	06/06/2012	46,747.50	.000	05/15/2019	50,000.00	.972	593
912833KV1	210598	2000	US TREASURY STRIP	06/25/2012	46,201.00	.000	05/15/2019	50,000.00	1.150	593
912833KV1	214700	2000	US TREASURY STRIP	06/17/2013	46,096.50	.000	05/15/2019	50,000.00	1.380	593
912833KV1	218181	2000	US TREASURY STRIP	06/26/2014	45,964.00	.000	05/15/2019	50,000.00	1.730	593
912833KV1	218207	2000	US TREASURY STRIP	06/27/2014	45,935.00	.000	05/15/2019	50,000.00	1.744	593
912833KV1	218577	2000	US TREASURY STRIP	07/31/2014	46,061.50	.000	05/15/2019	50,000.00	1.720	593
912833KV1	222621	2000	US TREASURY STRIP	05/21/2015	237,480.00	.000	05/15/2019	250,000.00	1.294	593
912833KV1	226884	2000	US TREASURY STRI ZERO-% 5	05/26/2016	116,307.60	.000	05/15/2019	120,000.00	1.055	593
912833KV1	227308	2000	US TREASURY STRI ZERO-% 5	07/15/2016	48,929.50	.000	05/15/2019	50,000.00	.765	593



Run Date: 10/11/2017 8:00:52 AM

Investments Outstanding As Of Date: 9/29/2017

## INVENTORY BY MATURITY REPORT

CUSIP	Investment #	Fund	Issuer	Purchase Date	Current Book	Current Rate	Maturity Date	Current Par	YTM	Days to Maturity
912833KV1	227495	2000	US TREASURY STRI ZERO-% 5	07/29/2016	39,057.20	.000	05/15/2019	40,000.00	.855	593
912833KV1	227666	2000	US TREASURY STRI ZERO-% 5	08/12/2016	97,661.00	.000	05/15/2019	100,000.00	.860	593
912833KV1	231300	2000	S O 05-15-19	05/11/2017	38,926.00	.000	05/15/2019	40,000.00	1.358	593
912833KV1	231581	2000	S O 05-15-19	06/02/2017	39,008.80	.000	05/15/2019	40,000.00	1.290	593
459200JE2	227048	1030	IBM CORP 1.800 5-17-19	06/20/2016	5,083,800.00	1.800	05/17/2019	5,000,000.00	1.211	595
EC1701993	231543	3030	DUSTIN GRIME	05/25/2017	175,007.00	.750	05/24/2019	175,007.00	.750	602
EC1702009	231544	3030	MICHAEL WHITE	05/25/2017	50,255.00	.750	05/24/2019	50,255.00	.750	602
EC1702017	231545	3030	JOHN RUMANCIK	05/25/2017	73,970.00	.750	05/24/2019	73,970.00	.750	602
EC1702025	231546	3030	TRAVIS ANDERSON	05/25/2017	175,854.00	.750	05/24/2019	175,854.00	.750	602
EC1702033	231547	3030	MICHAEL PETRAS	05/25/2017	202,370.00	.750	05/24/2019	202,370.00	.750	602
EC1702041	231548	3030	CURTIS CHIPPS	05/25/2017	259,539.00	.750	05/24/2019	259,539.00	.750	602
EC1702058	231549	3030	RYAN MCCARTHY	05/25/2017	78,500.00	.750	05/24/2019	78,500.00	.750	602
3130A92Y6	227851	1010	FHLB DEBENTURE 1.030 5-28-	08/30/2016	10,000,000.00	1.030	05/28/2019	10,000,000.00	1.030	606
3137EADG1	224014	1010	FHLMC DEBENTURE	09/16/2015	10,125,900.00	1.750	05/30/2019	10,000,000.00	1.400	608
EC1702066	231571	3030	SARA CLARK	05/30/2017	35,000.00	.750	05/30/2019	35,000.00	.750	608
EC1702074	231572	3030	WILLIAM BARWINSKI	05/30/2017	175,007.00	.750	05/30/2019	175,007.00	.750	608
EC1702082	231573	3030	THOMAS GREENE	05/30/2017	75,000.00	.750	05/30/2019	75,000.00	.750	608
EC1702090	231574	3030	ANDY LEE	05/30/2017	115,400.00	.750	05/30/2019	115,400.00	.750	608
EC1702108	231575	3030	REED RICHMOND	05/30/2017	75,000.00	.750	05/30/2019	75,000.00	.750	608
EC1702116	231576	3030	MARK PAVUK	05/30/2017	181,986.42	.750	05/30/2019	181,986.42	.750	608
LD1700516	231604	3050	WING IT NORTH LLC	05/30/2017	400,000.00	.750	05/30/2019	400,000.00	.750	608
912828WLO	223852	1020	US TREASURY NOTE	08/26/2015	25,261,718.75	1.500	05/31/2019	25,000,000.00	1.214	609
LD1700524	231625	3050	ONLINE ENGINEERING CORP.	06/02/2017	201,639.50	.750	05/31/2019	201,639.50	.750	609
46513G4K0	217934	1010	ISRAEL BOND	06/01/2014	15,000,000.00	3.060	06/01/2019	15,000,000.00	3.060	610
594918AC8	222587	1030	MICROSOFT CORP	05/19/2015	13,697,869.63	4.200	06/01/2019	12,413,000.00	1.543	610
LD1700532	231643	3050	J. MCCOY LUMBER CO. LTD	06/05/2017	400,000.00	.750	06/05/2019	400,000.00	.750	614
3136G3AQ8	225597	1010	FNMA DEBENTURE	03/07/2016	15,000,000.00	1.320	06/07/2019	15,000,000.00	1.320	616
88579YAG6	223087	1030	3 M CO	06/25/2015	4,979,900.00	1.625	06/15/2019	5,000,000.00	1.730	624
912828R85	227896	1020	US TREASURY NOTE .875 6-15	08/30/2016	14,978,320.31	.875	06/15/2019	15,000,000.00	.927	624
3135GOZE6	221582	1010	FNMA DEBENTURE	04/08/2015	10,196,100.00	1.750	06/20/2019	10,000,000.00	1.269	629
3135GOZE6	223764	1010	FNMA DEBENTURE	08/18/2015	10,129,900.00	1.750	06/20/2019	10,000,000.00	1.401	629
LD1700540	231848	3050	EVERYDAY HOMECARE	06/23/2017	201,301.03	1.000	06/21/2019	201,301.03	1.000	630
EC1702124	231884	3030	ERIC SCOTT	06/27/2017	113,510.00	1.000	06/27/2019	113,510.00	1.000	636



Run Date: 10/11/2017 8:00:52 AM

Investments Outstanding As Of Date: 9/29/2017

INVENTORY BY MATURITY REPORT

CUSIP	Investment #	Fund	Issuer	Purchase Date	Current Book	Current Rate	Maturity Date	Current Par	YTM	Days to Maturity
EC1702132	231885	3030	STEPHEN LO	06/27/2017	67,695.00	1.000	06/27/2019	67,695.00	1.000	636
EC1702140	231886	3030	ARNOLD ADLER II	06/27/2017	67,880.00	1.000	06/27/2019	67,880.00	1.000	636
EC1702157	231887	3030	ZACHARY SWISHER	06/27/2017	329,000.00	1.000	06/27/2019	329,000.00	1.000	636
EC1702165	231888	3030	JEREMY BIZJAK	06/27/2017	83,750.00	1.000	06/27/2019	83,750.00	1.000	636
LD1700557	231889	3050	TOP OF THE VIADUCT RESTA	06/27/2017	50,000.00	1.000	06/27/2019	50,000.00	1.000	636
EC1702173	231890	3030	PELAYO MONTOTO	06/27/2017	53,300.00	1.000	06/27/2019	53,300.00	1.000	636
EC1702181	231891	3030	JOHN STORK	06/27/2017	30,000.00	1.000	06/27/2019	30,000.00	1.000	636
EC1702199	231892	3030	NEIL SHARROW	06/27/2017	69,000.00	1.000	06/27/2019	69,000.00	1.000	636
EC1702207	231893	3030	JOHN MARUNA	06/27/2017	315,000.00	1.000	06/27/2019	315,000.00	1.000	636
EC1702215	231895	3030	MARGARETHA IZZO	06/27/2017	111,390.00	1.000	06/27/2019	111,390.00	1.000	636
EC1702223	231897	3030	MATT WEDEL	06/27/2017	166,135.00	1.000	06/27/2019	166,135.00	1.000	636
EC1702231	231922	3030	MICHAEL HENRY	06/29/2017	136,385.80	1.000	06/28/2019	136,385.80	1.000	637
EC1702249	231923	3030	JESSICA RUSSELL	06/29/2017	14,640.00	1.000	06/28/2019	14,640.00	1.000	637
EC1702256	231924	3030	JILL TALLEY	06/29/2017	30,500.00	1.000	06/28/2019	30,500.00	1.000	637
EC1702264	231927	3030	MICHAEL PAMPANINI	06/29/2017	96,125.00	1.000	06/28/2019	96,125.00	1.000	637
EC1702272	231928	3030	WILLIAM ELLIOTT	06/29/2017	50,000.00	1.000	06/28/2019	50,000.00	1.000	637
EC1702280	231929	3030	BETTY MCGLONE	06/29/2017	91,255.00	1.000	06/28/2019	91,255.00	1.000	637
EC1702298	231930	3030	TRACY INTIHAR	06/29/2017	350,000.00	1.000	06/28/2019	350,000.00	1.000	637
EC1702306	231931	3030	ADAM SMITH	06/29/2017	86,400.00	1.000	06/28/2019	86,400.00	1.000	637
EC1702314	231932	3030	JEFFREY DRAKE	06/29/2017	185,451.00	1.000	06/28/2019	185,451.00	1.000	637
912828WS5	218410	1020	US TREASURY NOTE	07/15/2014	24,942,382.81	1.625	06/30/2019	25,000,000.00	1.674	639
589331AN7	227611	1030	MERCK & CO INC 5.000 6-30-1	08/08/2016	14,429,965.80	5.000	06/30/2019	13,007,000.00	1.146	639
69353RDD7	223743	1030	PNC BANK NA	08/18/2015	10,038,000.00	2.250	07/02/2019	10,000,000.00	2.147	641
69353RDD7	223746	1030	PNC BANK NA	08/18/2015	5,018,800.00	2.250	07/02/2019	5,000,000.00	2.148	641
69353RDD7	230149	1030	PNC 2 1-4 07-02-19 BKNT	03/31/2017	3,156,429.60	2.250	07/02/2019	3,132,000.00	1.894	641
LD1800019	231947	3050	Liberty Lanes LLC	07/05/2017	17,861.12	1.000	07/05/2019	17,861.12	1.000	644
LD1800035	231961	3050	D A DECHELLIS DDS INC	07/11/2017	123,087.98	1.000	07/11/2019	123,087.98	1.000	650
EC1800019	231962	3030	MICHAEL STONE	07/11/2017	146,320.00	1.000	07/11/2019	146,320.00	1.000	650
LD1800027	231963	3050	DUBER AUTOMTIVE LLC	07/11/2017	98,484.00	1.000	07/11/2019	98,484.00	1.000	650
912828S43	227623	1020	US TREASURY NOTE .750 7-15	08/05/2016	14,994,726.56	.750	07/15/2019	15,000,000.00	.762	654
89236TBP9	224245	1030	TOYOTA MOTOR CREDIT COR	09/29/2015	5,029,100.00	2.125	07/18/2019	5,000,000.00	1.965	657
89236TBP9	227685	1030	TOYOTA MOTOR CRE 2.125 7-	08/12/2016	5,125,600.00	2.125	07/18/2019	5,000,000.00	1.250	657
EC1800043	231977	3030	ROBERT PUSHAY	07/24/2017	100,965.00	1.000	07/24/2019	100,965.00	1.000	663



Run Date: 10/11/2017 8:00:52 AM

Investments Outstanding As Of Date: 9/29/2017

INVENTORY BY MATURITY REPORT

CUSIP	Investment #	Fund	Issuer	Purchase Date	Current Book	Current Rate	Maturity Date	Current Par	YTM	Days to Maturity
EC1800050	231978	3030	CHERYL HITCHCOCK	07/24/2017	37,750.00	1.000	07/24/2019	37,750.00	1.000	663
EC1800068	231979	3030	MICHAEL SMUCKER	07/24/2017	228,851.00	1.000	07/24/2019	228,851.00	1.000	663
EC1800076	231980	3030	KEIR SCHLATTER	07/24/2017	69,920.00	1.000	07/24/2019	69,920.00	1.000	663
EC1800084	231981	3030	JENNIFER NELSON CARNEY	07/24/2017	303,674.00	1.000	07/24/2019	303,674.00	1.000	663
EC1800027	231982	3030	ABEL HITTERGER	07/24/2017	55,000.00	1.000	07/24/2019	55,000.00	1.000	663
EC1800035	231983	3030	BARBARA DIDRICHSEN	07/24/2017	65,000.00	1.000	07/24/2019	65,000.00	1.000	663
3136G3D51	227556	1010	FNMA DEBENTURE 1.250 7-26	07/29/2016	10,000,000.00	1.250	07/26/2019	10,000,000.00	1.250	665
EC1800092	231985	3030	GARY HUELSMAN	07/27/2017	15,900.00	1.000	07/26/2019	15,900.00	1.000	665
EC1800100	231986	3030	CANDEE MORRIS	07/27/2017	30,000.00	1.000	07/26/2019	30,000.00	1.000	665
EC1800118	231987	3030	DAVID GRUBER	07/27/2017	90,000.00	1.000	07/26/2019	90,000.00	1.000	665
EC1800126	231988	3030	MARCUS MOORE	07/27/2017	126,900.00	1.000	07/26/2019	126,900.00	1.000	665
EC1800134	231989	3030	APRIL QUEENER	07/27/2017	24,225.00	1.000	07/26/2019	24,225.00	1.000	665
EC1800142	231990	3030	LUTHER WIREMAN	07/27/2017	175,616.00	1.000	07/26/2019	175,616.00	1.000	665
EC1800159	231991	3030	JOHN TALLMADGE	07/27/2017	117,365.00	1.000	07/26/2019	117,365.00	1.000	665
912828TH3	222862	1020	US TREASURY NOTE	06/04/2015	14,633,203.13	.875	07/31/2019	15,000,000.00	1.484	670
LD1800043	232011	3050	BAVARIAN CATERING LTD	08/03/2017	56,643.41	1.000	08/02/2019	56,643.41	1.000	672
RE1800011	232016	3040	DEAN AND PEGGY JOLLY	08/04/2017	154,422.77	.150	08/02/2019	154,422.77	.150	672
36962G4D3	229190	1030	GE 6 8-7-19	01/20/2017	5,535,200.00	6.000	08/07/2019	5,000,000.00	1.689	677
594918BN3	227900	1030	MICROSOFT CORP 1.100 8-08-	09/01/2016	4,991,050.00	1.100	08/08/2019	5,000,000.00	1.162	678
EC1800167	232026	3030	SCOTT ALLMAN	08/10/2017	45,000.00	1.000	08/09/2019	45,000.00	1.000	679
EC1800175	232027	3030	PETER BRUGMANN	08/10/2017	121,459.80	1.000	08/09/2019	121,459.80	1.000	679
EC1800183	232030	3030	STEPHEN MARTINEZ	08/14/2017	280,000.00	1.000	08/14/2019	280,000.00	1.000	684
912833KW9	178331	2000	US TREASURY STRIP	10/04/2006	26,992.50	.000	08/15/2019	50,000.00	4.850	685
912833KW9	178585	2000	US TREASURY STRIP	10/26/2006	73,316.64	.000	08/15/2019	138,000.00	5.001	685
912833KW9	178995	2000	US TREASURY STRIP	11/28/2006	27,543.00	.000	08/15/2019	50,000.00	4.745	685
912833KW9	182219	2000	US TREASURY STRIP	08/28/2007	55,773.00	.000	08/15/2019	100,000.00	4.940	685
912803AR4	182550	2000	US TREASURY STRIP (P)	09/25/2007	55,420.00	.000	08/15/2019	100,000.00	5.027	685
912833KW9	182755	2000	US TREASURY STRIP	10/05/2007	56,708.00	.000	08/15/2019	100,000.00	4.840	685
912833KW9	188066	2000	US TREASURY STRIP	09/15/2008	32,225.00	.000	08/15/2019	50,000.00	4.065	685
912833KW9	188161	2010	US TREASURY STRIP	09/22/2008	375,626.88	.000	08/15/2019	576,000.00	3.962	685
912833KW9	193252	2000	US TREASURY STRIP	08/18/2009	66,893.25	.000	08/15/2019	100,000.00	4.065	685
912833KW9	199559	2000	US TREASURY STRIP	08/13/2010	38,597.50	.000	08/15/2019	50,000.00	2.895	685
912833KW9	200621	2000	US TREASURY STRIP	09/24/2010	78,302.00	.000	08/15/2019	100,000.00	2.770	685



Run Date: 10/11/2017 8:00:52 AM

Investments Outstanding As Of Date: 9/29/2017

INVENTORY BY MATURITY REPORT

CUSIP	Investment #	Fund	Issuer	Purchase Date	Current Book	Current Rate	Maturity Date	Current Par	YTM	Days to Maturity
912833KW9	207487	2000	US TREASURY STRIP	09/23/2011	43,840.00	.000	08/15/2019	50,000.00	1.672	685
912833KW9	207859	2000	US TREASURY STRIP	10/31/2011	86,085.00	.000	08/15/2019	100,000.00	1.933	685
912833KW9	207912	2000	US TREASURY STRIP	11/03/2011	43,124.00	.000	08/15/2019	50,000.00	1.910	685
912833KW9	211238	2000	US TREASURY STRIP	08/17/2012	45,999.00	.000	08/15/2019	50,000.00	1.196	685
912833KW9	211298	2000	US TREASURY STRIP	08/22/2012	91,321.00	.000	08/15/2019	100,000.00	1.305	685
912833KW9	215293	2000	US TREASURY STRIP	08/16/2013	44,772.00	.000	08/15/2019	50,000.00	1.850	685
912833KW9	215616	2000	US TREASURY STRIP	09/26/2013	44,972.50	.000	08/15/2019	50,000.00	1.809	685
912833KW9	215880	2000	US TREASURY STRIP	11/01/2013	91,215.00	.000	08/15/2019	100,000.00	1.595	685
912833KW9	218835	2000	US TREASURY STRIP	08/28/2014	367,032.00	.000	08/15/2019	400,000.00	1.740	685
912833KW9	219027	2000	US TREASURY STRIP	09/18/2014	91,400.00	.000	08/15/2019	100,000.00	1.841	685
912833KW9	219284	2000	US TREASURY STRIP	10/17/2014	37,233.20	.000	08/15/2019	40,000.00	1.490	685
0258MODP1	222655	1030	AMERICAN EXPRESS CREDIT C	05/22/2015	10,108,900.00	2.250	08/15/2019	10,000,000.00	1.980	685
912833KW9	224319	2000	USTREASURYSTRI	10/08/2015	95,751.00	.000	08/15/2019	100,000.00	1.130	685
912833KW9	224480	2000	USTREASURYSTRI	10/22/2015	95,647.00	.000	08/15/2019	100,000.00	1.170	685
912833KW9	224550	2000	USTREASURYSTRI	10/29/2015	38,197.60	.000	08/15/2019	40,000.00	1.218	685
02665WAH4	227376	1030	AMERICAN HONDA F 2.250 8-	07/20/2016	5,145,300.00	2.250	08/15/2019	5,000,000.00	1.281	685
912833KW9	228087	2000	US TREASURY STRI ZERO-% 8	09/23/2016	48,675.50	.000	08/15/2019	50,000.00	.930	685
912833KW9	228283	2000	US TREASURY STRI ZERO-% 8	10/14/2016	242,682.50	.000	08/15/2019	250,000.00	1.050	685
LD1800050	232040	3050	MIKE BIASSELLA INSURANCE L	08/17/2017	214,416.53	1.000	08/16/2019	214,416.53	1.000	686
LD1800068	232043	3050	FOUNTAIN VALLEY ENTERPRI	08/21/2017	349,746.37	1.000	08/21/2019	349,746.37	1.000	691
3130A8ZX4	227771	1010	FHLB DEBENTURE 1.250 8-22-	08/22/2016	10,000,000.00	1.250	08/22/2019	10,000,000.00	1.250	692
3136G2ZR1	225479	1010	FNMA DEBENTURE	02/23/2016	15,000,000.00	1.200	08/23/2019	15,000,000.00	1.200	693
3135GON90	227824	1010	FNMA DEBENTURE 1.150 8-23	08/23/2016	7,500,000.00	1.150	08/23/2019	7,500,000.00	1.150	693
3135GON90	227993	1010	FNMA DEBENTURE 1.150 8-23	09/12/2016	9,995,000.00	1.150	08/23/2019	10,000,000.00	1.167	693
3136G2ZG5	225504	1010	FNMA DEBENTURE	02/26/2016	15,000,000.00	1.300	08/26/2019	15,000,000.00	1.300	696
EC1800191	232046	3030	SHARON BENNETT	08/28/2017	258,391.00	1.000	08/28/2019	258,391.00	1.000	698
EC1800209	232047	3030	EVAN FRANK	08/28/2017	71,030.00	1.000	08/28/2019	71,030.00	1.000	698
EC1800217	232048	3030	TIM SNIDER	08/28/2017	143,255.00	1.000	08/28/2019	143,255.00	1.000	698
EC1800225	232049	3030	MICHAEL HUGHES	08/28/2017	238,980.00	1.000	08/28/2019	238,980.00	1.000	698
EC1800233	232050	3030	NANCY PAHL	08/28/2017	124,000.00	1.000	08/28/2019	124,000.00	1.000	698
EC1800241	232051	3030	LINDA DANNDNBRING	08/28/2017	31,600.00	1.000	08/28/2019	31,600.00	1.000	698
EC1800258	232052	3030	KATHRYN FLINN	08/28/2017	60,705.00	1.000	08/28/2019	60,705.00	1.000	698
EC1800266	232053	3030	CHRISTOPHER KEENER	08/28/2017	65,295.00	1.000	08/28/2019	65,295.00	1.000	698





Run Date: 10/11/2017 8:00:52 AM

Investments Outstanding As Of Date: 9/29/2017

INVENTORY BY MATURITY REPORT

CUSIP	Investment #	Fund	Issuer	Purchase Date	Current Book	Current Rate	Maturity Date	Current Par	YTM	Days to Maturity
EC1800274	232054	3030	ANCREW OSBORNE	08/28/2017	54,000.00	1.000	08/28/2019	54,000.00	1.000	698
EC1800282	232055	3030	DOROTHY CARMAN	08/28/2017	58,740.00	1.000	08/28/2019	58,740.00	1.000	698
EC1800290	232056	3030	RICHARD NORRIS	08/28/2017	25,000.00	1.000	08/28/2019	25,000.00	1.000	698
EC1800308	232057	3030	MELANIE HUDSON	08/28/2017	176,036.00	1.000	08/28/2019	176,036.00	1.000	698
912828TN0	220723	1020	US TREASURY NOTE	02/03/2015	24,826,171.88	1.000	08/31/2019	25,000,000.00	1.157	701
EC1800316	233605	3030	WILLIAM E RITTERSHAUSEN	09/06/2017	114,630.00	1.000	09/06/2019	114,630.00	1.000	707
RE1800029	233653	3040	SEMPLE SERVICE CENTER LLC	09/11/2017	66,913.79	.150	09/11/2019	66,913.79	.150	712
3135G0ZG1	224262	1010	FNMA DEBENTURE	09/29/2015	10,174,700.00	1.750	09/12/2019	10,000,000.00	1.295	713
9128282G4	228602	1020	US TREASURY NOTE .875 9-15	11/10/2016	9,957,812.50	.875	09/15/2019	10,000,000.00	1.026	716
3130A6GD3	224003	1010	FHLB DEBENTURE	09/25/2015	11,250,000.00	1.500	09/25/2019	11,250,000.00	1.500	726
EC1800340	233780	3030	MELISSA BARTON	09/25/2017	118,675.00	1.000	09/25/2019	118,675.00	1.000	726
EC1800332	233781	3030	WILLIAM ANDERSON	09/25/2017	63,750.00	1.000	09/25/2019	63,750.00	1.000	726
EC1800324	233782	3030	SUSAN MOODY	09/25/2017	153,970.00	1.000	09/25/2019	153,970.00	1.000	726
EC1800399	233783	3030	THOMAS REITZ	09/25/2017	185,801.00	1.000	09/25/2019	185,801.00	1.000	726
EC1800381	233784	3030	NICOLE MARTIN	09/25/2017	27,723.30	1.000	09/25/2019	27,723.30	1.000	726
EC1800373	233785	3030	DAMIAN DOTTERWEICH	09/25/2017	82,210.00	1.000	09/25/2019	82,210.00	1.000	726
EC1800365	233786	3030	JESSICA PATRICH	09/25/2017	45,300.00	1.000	09/25/2019	45,300.00	1.000	726
EC1800357	233787	3030	MICHAEL HOLDREN	09/25/2017	182,000.00	1.000	09/25/2019	182,000.00	1.000	726
31771KAA5	178656	2000	FICO STRIP	10/27/2006	2,056,682.03	.000	09/26/2019	3,991,000.00	5.200	727
3133EGVJ1	228119	1010	FFCB DEBENTURE 1.160 9-26-	09/26/2016	9,992,500.00	1.160	09/26/2019	10,000,000.00	1.186	727
EC1800423	233827	3030	STEVEN WILSON	09/27/2017	308,854.00	1.000	09/27/2019	308,854.00	1.000	728
EC1800415	233828	3030	ANDREW REGRUT	09/27/2017	201,693.55	1.000	09/27/2019	201,693.55	1.000	728
EC1800407	233829	3030	ROMANS SKUJINS	09/27/2017	140,000.00	1.000	09/27/2019	140,000.00	1.000	728
EC1800456	233830	3030	TERRANCE SZABO	09/27/2017	315,000.00	1.000	09/27/2019	315,000.00	1.000	728
EC1800449	233831	3030	RANDALL HANNA	09/27/2017	79,785.00	1.000	09/27/2019	79,785.00	1.000	728
EC1800431	233832	3030	MICHAEL WEAVER	09/27/2017	126,550.00	1.000	09/27/2019	126,550.00	1.000	728
EC1800472	233833	3030	LAWRENCE BUCCILLI	09/27/2017	107,720.00	1.000	09/27/2019	107,720.00	1.000	728
EC1800464	233834	3030	ERIC BYROM	09/27/2017	36,300.00	1.000	09/27/2019	36,300.00	1.000	728
912828F39	219263	1020	US TREASURY NOTE	10/15/2014	25,359,375.00	1.750	09/30/2019	25,000,000.00	1.448	731
912828TR1	225716	1020	US TREASURY NOTE	03/15/2016	9,915,625.00	1.000	09/30/2019	10,000,000.00	1.244	731
3136G4CZ4	228181	1010	FNMA DEBENTURE 1.150 9-30	09/30/2016	10,000,000.00	1.150	09/30/2019	10,000,000.00	1.150	731
3130A6HC4	224228	1010	FHLB DEBENTURE	10/02/2015	10,000,000.00	1.450	10/02/2019	10,000,000.00	1.450	733
713448DJ4	233315	1030	PEP 1.35 10-04-19	08/11/2017	1,991,200.00	1.350	10/04/2019	2,000,000.00	1.559	735



Run Date: 10/11/2017 8:00:52 AM

Investments Outstanding As Of Date: 9/29/2017

INVENTORY BY MATURITY REPORT

CUSIP	Investment #	Fund	Issuer	Purchase Date	Current Book	Current Rate	Maturity Date	Current Par	YTM	Days to Maturity
3133EGJY2	227255	1010	FFCB DEBENTURE 1.140 10-07	07/08/2016	14,991,450.00	1.140	10/07/2019	15,000,000.00	1.158	738
313586RC5	3448	2000	FNMA STRIP	08/12/1996	290,220.00	.000	10/09/2019	1,500,000.00	7.220	740
313586RC5	104952	2000	FNMA STRIP	04/30/1999	713,225.00	.000	10/09/2019	2,500,000.00	6.231	740
3134G3P53	225530	1010	FHLMC MEDIUM TERM NOTE	02/22/2016	10,809,750.00	2.000	10/09/2019	10,500,000.00	1.168	740
912828T59	228562	1020	US TREASURY NOTE 1.000 10-	11/09/2016	10,004,687.50	1.000	10/15/2019	10,000,000.00	.984	746
3134GAPN8	228139	1010	FHLMC MULTI STEP 3.000 10-	10/17/2016	10,000,000.00	.875	10/17/2019	10,000,000.00	.875	748
89236TDH5	228506	1030	TOYOTA MOTOR CRE 1.550 10	11/04/2016	9,630,197.20	1.550	10/18/2019	9,620,000.00	1.513	749
48127HAA7	222866	1030	JP MORGAN CHASE & CO	06/08/2015	4,963,350.00	2.200	10/22/2019	5,000,000.00	2.377	753
3130A7QP3	226037	1010	FHLB DEBENTURE 1.350 10-25	04/25/2016	4,997,850.00	1.350	10/25/2019	5,000,000.00	1.363	756
3134G8YF0	226073	1010	FHLMC MEDIUM TER 1.200 10	04/28/2016	10,694,650.00	1.200	10/28/2019	10,700,000.00	1.215	759
3135G0J95	226557	1010	FNMA DEBENTURE 1.350 10-2	04/28/2016	4,989,500.00	1.350	10/28/2019	5,000,000.00	1.412	759
912828TV2	222616	1020	US TREASURY NOTE	05/19/2015	14,896,875.00	1.250	10/31/2019	15,000,000.00	1.410	762
88059EHC1	178665	2000	TVA STRIP	10/30/2006	184,487.23	.000	11/01/2019	367,000.00	5.359	763
31358C7S9	178663	2000	FNMA STRIP	10/30/2006	330,760.08	.000	11/15/2019	651,000.00	5.259	777
912833KX7	179293	2000	US TREASURY STRIP	12/18/2006	136,157.50	.000	11/15/2019	250,000.00	4.763	777
912833KX7	183729	2000	US TREASURY STRIP	12/05/2007	29,705.00	.000	11/15/2019	50,000.00	4.407	777
912833KX7	183936	2000	US TREASURY STRIP	12/19/2007	57,381.00	.000	11/15/2019	100,000.00	4.720	777
912833KX7	184226	2000	US TREASURY STRIP	01/10/2008	90,180.00	.000	11/15/2019	150,000.00	4.342	777
912833KX7	189213	2000	US TREASURY STRIP	11/21/2008	61,536.00	.000	11/15/2019	100,000.00	4.470	777
912833KX7	189259	2000	US TREASURY STRIP	11/21/2008	3,250.00	.000	11/15/2019	5,000.00	3.961	777
912833KX7	189958	2000	US TREASURY STRIP	01/12/2009	173,470.00	.000	11/15/2019	250,000.00	3.400	777
912833KX7	190246	2000	US TREASURY STRIP	02/04/2009	66,689.00	.000	11/15/2019	100,000.00	3.795	777
912833KX7	194192	2000	US TREASURY STRIP	11/24/2009	69,172.00	.000	11/15/2019	100,000.00	3.729	777
912833KX7	194725	2000	US TREASURY STRIP	01/28/2010	34,246.00	.000	11/15/2019	50,000.00	3.901	777
912833KX7	201928	2000	US TREASURY STRIP	11/17/2010	39,563.00	.000	11/15/2019	50,000.00	2.620	777
912833KX7	202146	2000	US TREASURY STRIP	11/24/2010	38,902.00	.000	11/15/2019	50,000.00	2.816	777
912833KX7	203386	2000	US TREASURY STRIP	01/31/2011	74,675.00	.000	11/15/2019	100,000.00	3.351	777
912833KX7	212187	2000	US TREASURY STRIP	11/30/2012	138,811.50	.000	11/15/2019	150,000.00	1.117	777
912833KX7	212318	2000	US TREASURY STRIP	12/13/2012	325,209.50	.000	11/15/2019	350,000.00	1.064	777
912833KX7	212647	2000	US TREASURY STRIP	01/17/2013	45,951.00	.000	11/15/2019	50,000.00	1.241	777
912833KX7	216067	2000	US TREASURY STRIP	11/21/2013	45,090.00	.000	11/15/2019	50,000.00	1.735	777
912833KX7	216412	2000	US TREASURY STRIP	01/09/2014	88,752.00	.000	11/15/2019	100,000.00	2.051	777
912833KX7	219689	2000	US TREASURY STRIP	11/20/2014	229,625.00	.000	11/15/2019	250,000.00	1.712	777



Run Date: 10/11/2017 8:00:52 AM

Investments Outstanding As Of Date: 9/29/2017

INVENTORY BY MATURITY REPORT

CUSIP	Investment #	Fund	Issuer	Purchase Date	Current Book	Current Rate	Maturity Date	Current Par	YTM	Days to Maturity
912833KX7	220242	2000	US TREASURY STRIP	01/09/2015	46,617.50	.000	11/15/2019	50,000.00	1.450	777
912833KX7	220344	2000	US TREASURY STRIP	01/20/2015	93,671.00	.000	11/15/2019	100,000.00	1.362	777
912833KX7	220430	2000	US TREASURY STRIP	01/26/2015	94,103.00	.000	11/15/2019	100,000.00	1.270	777
912833KX7	220451	2000	US TREASURY STRIP	01/26/2015	46,983.00	.000	11/15/2019	50,000.00	1.301	777
912833KX7	220470	2000	US TREASURY STRIP	01/26/2015	37,612.40	.000	11/15/2019	40,000.00	1.286	777
912833KX7	220499	2000	US TREASURY STRIP	01/27/2015	234,592.50	.000	11/15/2019	250,000.00	1.330	777
912833KX7	220603	2000	US TREASURY STRIP	01/29/2015	233,925.00	.000	11/15/2019	250,000.00	1.391	777
166764AN0	223851	1030	CHEVRON CORP	08/28/2015	8,408,595.63	2.193	11/15/2019	8,319,000.00	1.925	777
912833KX7	225018	2000	USTREASURYSTRIP	12/24/2015	235,415.00	.000	11/15/2019	250,000.00	1.550	777
912833KX7	225339	2000	USTREASURYSTRIP	02/04/2016	95,443.00	.000	11/15/2019	100,000.00	1.239	777
912833KX7	228568	2000	US TREASURY STRI ZERO-% 1	11/14/2016	17,442.72	.000	11/15/2019	18,000.00	1.050	777
912833KX7	229099	2000	S 0 11-15-19	01/12/2017	19,185.20	.000	11/15/2019	20,000.00	1.470	777
912833KX7	229100	2000	S 0 11-15-19	01/12/2017	19,185.20	.000	11/15/2019	20,000.00	1.470	777
912833KX7	229268	2000	S 0 11-15-19	01/26/2017	240,152.50	.000	11/15/2019	250,000.00	1.440	777
912833KX7	229394	2000	S 0 11-15-19	02/02/2017	38,413.60	.000	11/15/2019	40,000.00	1.460	777
3136G2YA9	225431	1010	FNMA DEBENTURE	02/26/2016	10,000,000.00	1.400	11/26/2019	10,000,000.00	1.400	788
313400BV4	104953	2000	FHLMC STRIP	04/30/1999	762,469.40	.000	11/29/2019	2,695,000.00	6.230	791
313400BV4	178664	2000	FHLMC STRIP	10/30/2006	863,605.44	.000	11/29/2019	1,707,000.00	5.277	791
912828UB4	228234	1020	US TREASURY NOTE 1.000 11-	10/06/2016	15,006,445.31	1.000	11/30/2019	15,000,000.00	.986	792
3134A1HU7	93767	2000	FHLMC STRIP	01/13/1999	1,438,965.00	.000	12/02/2019	5,100,000.00	6.151	794
3134A1HU7	108426	2000	FHLMC STRIP	06/21/1999	258,860.00	.000	12/02/2019	1,000,000.00	6.720	794
3133EFRM1	224831	1010	FFCB DEBENTURE	12/02/2015	10,000,000.00	1.640	12/02/2019	10,000,000.00	1.640	794
478160BM5	223037	1030	JOHNSON & JOHNSON	06/22/2015	11,647,437.00	1.875	12/05/2019	11,650,000.00	1.880	797
36962G6P4	230173	1030	GE 2.1 12-11-19	04/03/2017	3,019,590.00	2.100	12/11/2019	3,000,000.00	1.850	803
912828U73	228946	1020	T 1 3-8 12-15-19	12/22/2016	9,951,562.50	1.375	12/15/2019	10,000,000.00	1.542	807
3133EEM49	222730	1010	FFCB DEBENTURE	05/27/2015	10,024,600.00	1.600	12/20/2019	10,000,000.00	1.544	812
3136G3WU5	227157	1010	FNMA DEBENTURE 1.150 12-3	06/30/2016	6,750,000.00	1.150	12/30/2019	6,750,000.00	1.150	822
3136G4BE2	228054	1010	FNMA DEBENTURE 1.300 12-3	09/30/2016	15,000,000.00	1.300	12/30/2019	15,000,000.00	1.300	822
912828G95	220370	1020	US TREASURY NOTE	01/15/2015	40,656,250.00	1.625	12/31/2019	40,000,000.00	1.282	823
912828UF5	226533	1020	US TREASURY NOTE 1.125 12-	04/25/2016	9,990,625.00	1.125	12/31/2019	10,000,000.00	1.151	823
3136G3JU5	225982	1010	FNMA DEBENTURE	04/14/2016	15,000,000.00	1.360	01/14/2020	15,000,000.00	1.360	837
31359YCF2	147427	2000	FNMA STRIP	03/07/2001	351,302.40	.000	01/15/2020	1,140,000.00	6.340	838
76116EFV7	165708	2000	REF CORP STRIP	04/26/2004	129,620.04	.000	01/15/2020	316,000.00	5.750	838



Run Date: 10/11/2017 8:00:52 AM

Investments Outstanding As Of Date: 9/29/2017

INVENTORY BY MATURITY REPORT

CUSIP	Investment #	Fund	Issuer	Purchase Date	Current Book	Current Rate	Maturity Date	Current Par	YTM	Days to Maturity
31359YCF2	173955	2000	FNMA STRIP	12/13/2005	151,508.14	.000	01/15/2020	314,000.00	5.240	838
88059EMW1	178655	2000	TVA STRIP	10/27/2006	3,047,060.40	.000	01/15/2020	6,099,000.00	5.320	838
76116EFV7	179699	2000	REF CORP STRIP	01/31/2007	76,833.00	.000	01/15/2020	150,000.00	5.231	838
912828V31	229213	1020	T 1 3-8 01-15-20	01/20/2017	19,914,062.50	1.375	01/15/2020	20,000,000.00	1.523	838
3135GOA78	225329	1010	FNMA DEBENTURE	02/02/2016	20,261,600.00	1.625	01/21/2020	20,000,000.00	1.286	844
3136G2D20	220533	1010	FNMA DEBENTURE	01/30/2015	24,950,000.00	1.600	01/30/2020	25,000,000.00	1.642	853
912828H52	220722	1020	US TREASURY NOTE	02/03/2015	10,021,875.00	1.250	01/31/2020	10,000,000.00	1.205	854
912828H52	220739	1020	US TREASURY NOTE	02/04/2015	10,001,562.50	1.250	01/31/2020	10,000,000.00	1.247	854
693476BJ1	227793	1030	PNC BANK NA 5.125 2-08-2	08/22/2016	5,586,950.00	5.125	02/08/2020	5,000,000.00	1.623	862
58933YAS4	223546	1030	MERCK & CO INC	07/31/2015	6,969,690.00	1.850	02/10/2020	7,000,000.00	1.950	864
594918AY0	223430	1030	MICROSOFT CORP	07/24/2015	3,779,844.26	1.850	02/12/2020	3,782,000.00	1.863	866
594918AY0	227428	1030	MICROSOFT CORP 1.850 2-12-	07/25/2016	5,634,648.80	1.850	02/12/2020	5,522,000.00	1.260	866
594918AY0	227429	1030	MICROSOFT CORP 1.850 2-12-	07/25/2016	5,103,100.00	1.850	02/12/2020	5,000,000.00	1.254	866
912833KY5	180367	2000	US TREASURY STRIP	04/03/2007	26,782.00	.000	02/15/2020	50,000.00	4.910	869
912833KY5	180519	2000	US TREASURY STRIP	04/12/2007	52,828.00	.000	02/15/2020	100,000.00	5.030	869
912833KY5	180735	2000	US TREASURY STRIP	04/30/2007	53,960.00	.000	02/15/2020	100,000.00	4.880	869
912833KY5	184837	2000	US TREASURY STRIP	02/28/2008	5,871.79	.000	02/15/2020	10,000.00	4.500	869
912833KY5	185227	2000	US TREASURY STRIP	03/27/2008	6,090.00	.000	02/15/2020	10,000.00	4.216	869
912833KY5	185270	2000	US TREASURY STRIP	03/28/2008	30,227.00	.000	02/15/2020	50,000.00	4.280	869
912833KY5	185596	2000	US TREASURY STRIP	04/16/2008	30,753.50	.000	02/15/2020	50,000.00	4.150	869
912833KY5	185615	2000	US TREASURY STRIP	04/16/2008	6,132.00	.000	02/15/2020	10,000.00	4.176	869
912833KY5	185882	2000	US TREASURY STRIP	04/28/2008	14,838.75	.000	02/15/2020	25,000.00	4.470	869
912833KY5	190596	2000	US TREASURY STRIP	02/27/2009	33,416.00	.000	02/15/2020	50,000.00	3.709	869
912833KY5	190827	2000	US TREASURY STRIP	03/20/2009	33,250.00	.000	02/15/2020	50,000.00	3.775	869
912833KY5	190953	2000	US TREASURY STRIP	03/30/2009	68,408.00	.000	02/15/2020	100,000.00	3.520	869
912833KY5	191119	2000	US TREASURY STRIP	04/13/2009	3,500.00	.000	02/15/2020	5,000.00	3.317	869
912833KY5	191206	2000	US TREASURY STRIP	04/16/2009	33,907.50	.000	02/15/2020	50,000.00	3.617	869
912833KY5	191857	2000	US TREASURY STRIP	04/24/2009	34,140.00	.000	02/15/2020	50,000.00	3.560	869
912833KY5	194854	2000	US TREASURY STRIP	02/08/2010	66,917.00	.000	02/15/2020	100,000.00	4.050	869
912833KY5	195180	2000	US TREASURY STRIP	03/03/2010	33,727.00	.000	02/15/2020	50,000.00	3.994	869
912833KY5	195387	2000	US TREASURY STRIP	03/12/2010	67,152.00	.000	02/15/2020	100,000.00	4.050	869
912833KY5	195856	2000	US TREASURY STRIP	04/08/2010	33,037.00	.000	02/15/2020	50,000.00	4.249	869
912833KY5	196881	2000	US TREASURY STRIP	04/30/2010	33,954.50	.000	02/15/2020	50,000.00	3.990	869



Run Date: 10/11/2017 8:00:52 AM

Investments Outstanding As Of Date: 9/29/2017

INVENTORY BY MATURITY REPORT

CUSIP	Investment #	Fund	Issuer	Purchase Date	Current Book	Current Rate	Maturity Date	Current Par	YTM	Days to Maturity
912833KY5	203855	2000	US TREASURY STRIP	02/28/2011	36,599.00	.000	02/15/2020	50,000.00	3.511	869
912833KY5	204502	2000	US TREASURY STRIP	04/12/2011	73,094.00	.000	02/15/2020	100,000.00	3.575	869
912833KY5	205415	2000	US TREASURY STRIP	05/05/2011	75,074.00	.000	02/15/2020	100,000.00	3.291	869
912833KY5	208698	2000	US TREASURY STRIP	02/16/2012	43,860.00	.000	02/15/2020	50,000.00	1.645	869
912833KY5	208869	2000	US TREASURY STRIP	03/05/2012	87,726.00	.000	02/15/2020	100,000.00	1.654	869
912833KY5	209008	2000	US TREASURY STRIP	03/19/2012	42,684.50	.000	02/15/2020	50,000.00	2.010	869
912833KY5	209133	2000	US TREASURY STRIP	04/05/2012	43,143.00	.000	02/15/2020	50,000.00	1.885	869
912833KY5	209925	2000	US TREASURY STRIP	04/30/2012	43,881.00	.000	02/15/2020	50,000.00	1.682	869
912833KY5	213282	2000	US TREASURY STRIP	03/25/2013	45,726.50	.000	02/15/2020	50,000.00	1.300	869
912833KY5	213357	2000	US TREASURY STRIP	03/28/2013	91,619.00	.000	02/15/2020	100,000.00	1.275	869
912833KY5	213434	2000	US TREASURY STRIP	04/04/2013	46,100.00	.000	02/15/2020	50,000.00	1.186	869
912833KY5	213501	2000	US TREASURY STRIP	04/12/2013	92,646.00	.000	02/15/2020	100,000.00	1.119	869
912833KY5	214252	2000	US TREASURY STRIP	05/02/2013	92,948.00	.000	02/15/2020	100,000.00	1.080	869
912833KY5	216907	2000	US TREASURY STRIP	03/21/2014	223,320.00	.000	02/15/2020	250,000.00	1.920	869
912833KY5	220872	2000	US TREASURY STRIP	02/13/2015	37,034.40	.000	02/15/2020	40,000.00	1.545	869
912833KY5	222345	2000	US TREASURY STRIP	04/30/2015	37,474.00	.000	02/15/2020	40,000.00	1.365	869
912833KY5	225725	2000	USTREASURYSTRIIP	03/17/2016	37,922.80	.000	02/15/2020	40,000.00	1.367	869
912833KY5	225754	2000	USTREASURYSTRIIP	03/17/2016	17,293.33	.000	02/15/2020	18,250.00	1.380	869
912833KY5	229648	2000	S 0 02-15-20	02/24/2017	49,694.84	.000	02/15/2020	52,000.00	1.530	869
912833KY5	230014	2000	S 0 02-15-20	03/24/2017	382,268.00	.000	02/15/2020	400,000.00	1.571	869
912833KY5	230128	2000	S 0 02-15-20	03/30/2017	239,382.50	.000	02/15/2020	250,000.00	1.512	869
912833KY5	230232	2000	S 0 02-15-20	04/06/2017	47,988.50	.000	02/15/2020	50,000.00	1.440	869
912833KY5	230350	2000	S 0 02-15-20	04/17/2017	38,429.20	.000	02/15/2020	40,000.00	1.420	869
912833KY5	230985	2000	S 0 02-15-20	04/28/2017	240,217.50	.000	02/15/2020	250,000.00	1.430	869
3133EFZT7	225430	1010	FFCB DEBENTURE	02/24/2016	10,000,000.00	1.400	02/24/2020	10,000,000.00	1.400	878
912828J50	222941	1020	US TREASURY NOTE	06/10/2015	14,780,859.38	1.375	02/29/2020	15,000,000.00	1.698	883
912828UQ1	228667	1020	US TREASURY NOTE 1.250 2-2	11/18/2016	14,945,507.81	1.250	02/29/2020	15,000,000.00	1.363	883
166764AR1	223683	1030	CHEVRON CORP	08/13/2015	4,950,000.00	1.961	03/03/2020	5,000,000.00	2.193	886
30231GAG7	223765	1030	EXXON MOBIL CORPORATION	08/20/2015	4,969,300.00	1.912	03/06/2020	5,000,000.00	2.054	889
24422ESW0	222732	1030	JOHN DEERE CAPITAL CORP	05/29/2015	10,040,600.00	2.050	03/10/2020	10,000,000.00	1.960	893
3133EFR25	225793	1010	FFCB DEBENTURE	03/23/2016	9,227,376.00	1.590	03/23/2020	9,220,000.00	1.569	906
3133EFR25	231855	1010	FFCB 1.59 03-23-20	06/26/2017	4,997,950.00	1.590	03/23/2020	5,000,000.00	1.605	906
3134G8RP6	225810	1010	FHLMC MEDIUM TERM NOTE	03/30/2016	6,212,446.00	1.500	03/30/2020	6,205,000.00	1.469	913



Run Date: 10/11/2017 8:00:52 AM

Investments Outstanding As Of Date: 9/29/2017

INVENTORY BY MATURITY REPORT

CUSIP	Investment #	Fund	Issuer	Purchase Date	Current Book	Current Rate	Maturity Date	Current Par	YTM	Days to Maturity
3134G8TY5	225877	1010	FHLMC MEDIUM TERM NOTE	03/30/2016	10,000,000.00	1.420	03/30/2020	10,000,000.00	1.420	913
912828J84	222428	1020	US TREASURY NOTE	05/04/2015	9,959,375.00	1.375	03/31/2020	10,000,000.00	1.461	914
912828UV0	226633	1020	US TREASURY NOTE 1.125 3-3	05/02/2016	9,993,750.00	1.125	03/31/2020	10,000,000.00	1.141	914
912828J84	228845	1020	T 1 3-8 03-31-20	12/12/2016	9,967,968.75	1.375	03/31/2020	10,000,000.00	1.475	914
46513XGF1	230151	1010	ISRAEL BOND	04/03/2017	7,500,000.00	2.860	04/01/2020	7,500,000.00	2.860	915
46513XHFO	230152	1010	ISRAEL FLOATING RATE BOND	04/03/2017	7,500,000.00	3.238	04/01/2020	7,500,000.00	3.238	915
46513XBF6	230153	1010	ISRAEL BOND	04/03/2017	10,000,000.00	2.460	04/01/2020	10,000,000.00	2.460	915
3133EGXN0	228180	1010	FFCB DEBENTURE 1.240 4-06-	10/06/2016	9,998,000.00	1.240	04/06/2020	10,000,000.00	1.246	920
3133EF2L0	226074	1010	FFCB DEBENTURE 1.400 4-13-	04/20/2016	9,992,000.00	1.400	04/13/2020	10,000,000.00	1.421	927
76116EGT1	179056	2000	REF CORP STRIP	11/28/2006	36,688.40	.000	04/15/2020	70,000.00	4.887	929
3130A8RW5	227410	1010	FHLB DEBENTURE 1.300 4-21-	07/21/2016	8,993,250.00	1.300	04/21/2020	9,000,000.00	1.321	935
3133EGNF8	227686	1010	FFCB DEBENTURE 1.300 4-21-	08/10/2016	10,997,800.00	1.300	04/21/2020	11,000,000.00	1.306	935
3136G2GR2	221724	1010	FNMA DEBENTURE	04/28/2015	10,000,000.00	1.500	04/28/2020	10,000,000.00	1.500	942
912828K58	222389	1020	US TREASURY NOTE	04/30/2015	4,985,546.88	1.375	04/30/2020	5,000,000.00	1.435	944
912828K58	222390	1020	US TREASURY NOTE	04/30/2015	4,993,750.00	1.375	04/30/2020	5,000,000.00	1.401	944
912828VA5	223419	1020	US TREASURY NOTE	07/21/2015	9,742,968.75	1.125	04/30/2020	10,000,000.00	1.687	944
912828VA5	226850	1020	US TREASURY NOTE 1.125 4-3	05/19/2016	9,953,125.00	1.125	04/30/2020	10,000,000.00	1.247	944
713448CS5	227946	1030	PEPSICO INC 1.850 4-30-20	09/08/2016	5,107,197.44	1.850	04/30/2020	5,024,000.00	1.382	944
36962G2T0	222865	1030	GENERAL ELECTRIC CAPITAL	06/08/2015	5,754,900.00	5.550	05/04/2020	5,000,000.00	2.279	948
912833KZ2	181166	2000	US TREASURY STRIP	05/31/2007	25,897.50	.000	05/15/2020	50,000.00	5.143	959
912833KZ2	181414	2000	US TREASURY STRIP	06/26/2007	25,164.00	.000	05/15/2020	50,000.00	5.400	959
912833KZ2	181555	2000	US TREASURY STRIP	07/06/2007	25,600.00	.000	05/15/2020	50,000.00	5.274	959
912833KZ2	181861	2000	US TREASURY STRIP	07/30/2007	52,047.00	.000	05/15/2020	100,000.00	5.170	959
912833KZ2	182551	2000	US TREASURY STRIP	09/25/2007	52,950.00	.000	05/15/2020	100,000.00	5.095	959
912833KZ2	186333	2010	US TREASURY STRIP	05/22/2008	4,403,774.98	.000	05/15/2020	7,538,000.00	4.537	959
912833KZ2	186418	2000	US TREASURY STRIP	05/27/2008	29,458.00	.000	05/15/2020	50,000.00	4.470	959
912833KZ2	186664	2000	US TREASURY STRIP	06/09/2008	14,547.00	.000	05/15/2020	25,000.00	4.590	959
912833KZ2	187227	2000	US TREASURY STRIP	07/11/2008	5,904.40	.000	05/15/2020	10,000.00	4.498	959
912833KZ2	192215	2000	US TREASURY STRIP	05/13/2009	95,820.00	.000	05/15/2020	150,000.00	4.114	959
912833KZ2	193234	2000	US TREASURY STRIP	08/18/2009	31,469.72	.000	05/15/2020	50,000.00	4.357	959
912833KZ2	197099	2000	US TREASURY STRIP	05/11/2010	207,171.79	.000	05/15/2020	306,000.00	3.934	959
912833KZ2	197192	2000	US TREASURY STRIP	05/14/2010	16,931.75	.000	05/15/2020	25,000.00	3.934	959
912833KZ2	198374	2000	US TREASURY STRIP	06/30/2010	36,040.00	.000	05/15/2020	50,000.00	3.343	959



Run Date: 10/11/2017 8:00:52 AM

Investments Outstanding As Of Date: 9/29/2017

INVENTORY BY MATURITY REPORT

CUSIP	Investment #	Fund	Issuer	Purchase Date	Current Book	Current Rate	Maturity Date	Current Par	YTM	Days to Maturity
912833KZ2	198700	2000	US TREASURY STRIP	07/13/2010	71,733.00	.000	05/15/2020	100,000.00	3.405	959
912833KZ2	205474	2000	US TREASURY STRIP	05/09/2011	74,378.00	.000	05/15/2020	100,000.00	3.310	959
912833KZ2	206119	2000	US TREASURY STRIP	06/13/2011	76,671.00	.000	05/15/2020	100,000.00	3.000	959
912833KZ2	206335	2000	US TREASURY STRIP	06/23/2011	38,333.00	.000	05/15/2020	50,000.00	3.010	959
912833KZ2	206371	2000	US TREASURY STRIP	06/27/2011	38,303.50	.000	05/15/2020	50,000.00	3.022	959
912833KZ2	210178	2000	US TREASURY STRIP	05/16/2012	44,118.50	.000	05/15/2020	50,000.00	1.571	959
912833KZ2	210393	2000	US TREASURY STRIP	06/06/2012	45,436.50	.000	05/15/2020	50,000.00	1.209	959
912833KZ2	210599	2000	US TREASURY STRIP	06/25/2012	44,824.50	.000	05/15/2020	50,000.00	1.390	959
912833KZ2	214702	2000	US TREASURY STRIP	06/17/2013	44,663.50	.000	05/15/2020	50,000.00	1.640	959
912833KZ2	218182	2000	US TREASURY STRIP	06/26/2014	44,421.50	.000	05/15/2020	50,000.00	2.020	959
912833KZ2	218208	2000	US TREASURY STRIP	06/27/2014	44,369.50	.000	05/15/2020	50,000.00	2.041	959
912833KZ2	218578	2000	US TREASURY STRIP	07/31/2014	44,634.50	.000	05/15/2020	50,000.00	1.970	959
912833KZ2	222622	2000	US TREASURY STRIP	05/21/2015	230,715.00	.000	05/15/2020	250,000.00	1.617	959
459200HM6	224871	1030	IBM CORP	12/07/2015	4,924,250.00	1.625	05/15/2020	5,000,000.00	1.983	959
313382ZC0	225389	1010	FHLB DEBENTURE	02/04/2016	4,997,900.00	1.500	05/15/2020	5,000,000.00	1.510	959
912833KZ2	226885	2000	US TREASURY STRI ZERO-% 5	05/26/2016	113,976.00	.000	05/15/2020	120,000.00	1.302	959
459200HM6	227256	1030	IBM CORP 1.625 5-15-20	07/12/2016	7,114,870.00	1.625	05/15/2020	7,000,000.00	1.187	959
912833KZ2	227311	2000	US TREASURY STRI ZERO-% 5	07/15/2016	48,206.50	.000	05/15/2020	50,000.00	.955	959
912833KZ2	227496	2000	US TREASURY STRI ZERO-% 5	07/29/2016	38,448.40	.000	05/15/2020	40,000.00	1.045	959
912833KZ2	227667	2000	US TREASURY STRI ZERO-% 5	08/12/2016	96,249.00	.000	05/15/2020	100,000.00	1.020	959
912833KZ2	231302	2000	S O 05-15-20	05/11/2017	38,153.20	.000	05/15/2020	40,000.00	1.576	959
912833KZ2	231582	2000	S O 05-15-20	06/02/2017	38,291.20	.000	05/15/2020	40,000.00	1.485	959
0258MODT3	222940	1030	AMERICAN EXPRESS CREDIT C	06/12/2015	9,932,800.00	2.375	05/26/2020	10,000,000.00	2.520	970
912828XE5	222828	1020	US TREASURY NOTE	06/03/2015	9,953,906.25	1.500	05/31/2020	10,000,000.00	1.596	975
912828XE5	223219	1020	US TREASURY NOTE	07/02/2015	9,918,750.00	1.500	05/31/2020	10,000,000.00	1.673	975
912828VF4	228681	1020	US TREASURY NOTE	11/21/2016	14,946,679.69	1.375	05/31/2020	15,000,000.00	1.479	975
69353REP9	222790	1030	PNC FIN SERV GROUP	06/03/2015	10,016,700.00	2.300	06/01/2020	10,000,000.00	2.264	976
313383HU8	225520	1010	FHLB DEBENTURE	02/19/2016	10,592,920.00	1.750	06/12/2020	10,400,000.00	1.306	987
3136G3CU7	225588	1010	FNMA DEBENTURE	03/15/2016	15,000,000.00	1.550	06/15/2020	15,000,000.00	1.550	990
3136G3DE2	225612	1010	FNMA DEBENTURE	03/15/2016	15,000,000.00	1.550	06/15/2020	15,000,000.00	1.550	990
3135G0D75	223822	1010	FNMA DEBENTURE	08/21/2015	9,952,600.00	1.500	06/22/2020	10,000,000.00	1.602	997
3135G0D75	224627	1010	FNMA DEBENTURE	11/03/2015	7,474,875.00	1.500	06/22/2020	7,500,000.00	1.575	997
46625HLW8	227358	1030	JP MORGAN CHASE 2.750 6-23	07/19/2016	10,306,900.00	2.750	06/23/2020	10,000,000.00	1.935	998



Run Date: 10/11/2017 8:00:52 AM

Investments Outstanding As Of Date: 9/29/2017

INVENTORY BY MATURITY REPORT

CUSIP	Investment #	Fund	Issuer	Purchase Date	Current Book	Current Rate	Maturity Date	Current Par	YTM	Days to Maturity
912828VJ6	223953	1020	US TREASURY NOTE	09/09/2015	25,416,015.63	1.875	06/30/2020	25,000,000.00	1.515	1005
912828XH8	229237	1020	T 1 5-8 06-30-20	01/23/2017	9,985,156.25	1.625	06/30/2020	10,000,000.00	1.670	1005
931142CU5	224975	1030	WAL-MART STORES	12/21/2015	9,809,257.50	3.625	07/08/2020	9,150,000.00	1.961	1013
3133EGLF0	227464	1010	FFCB DEBENTURE 1.290 7-13-	07/25/2016	8,429,799.00	1.290	07/13/2020	8,445,000.00	1.337	1018
31359YCG0	147428	2000	FNMA STRIP	03/07/2001	340,506.60	.000	07/15/2020	1,140,000.00	6.340	1020
31359YCG0	178426	2000	FNMA STRIP	10/06/2006	2,925,051.42	.000	07/15/2020	5,919,000.00	5.183	1020
94974BGM6	224275	1030	WELLS FARGO & CO	10/02/2015	5,066,500.00	2.600	07/22/2020	5,000,000.00	2.306	1027
46625HHS2	224283	1030	JP MORGAN CHASE & CO	10/05/2015	5,414,600.00	4.400	07/22/2020	5,000,000.00	2.552	1027
3136G3H73	227463	1010	FNMA DEBENTURE 1.375 7-27	07/27/2016	7,065,000.00	1.375	07/27/2020	7,065,000.00	1.375	1032
458140AQ3	223496	1030	INTEL CORP	07/29/2015	10,038,900.00	2.450	07/29/2020	10,000,000.00	2.367	1034
912828VP2	224615	1020	US TREASURY NOTE	11/02/2015	15,328,125.00	2.000	07/31/2020	15,000,000.00	1.520	1036
912828VP2	224950	1020	US TREASURY NOTE	12/16/2015	5,070,872.90	2.000	07/31/2020	5,000,000.00	1.680	1036
912828XM7	229845	1020	T 1 5-8 07-31-20	03/08/2017	9,960,156.25	1.625	07/31/2020	10,000,000.00	1.746	1036
88579YAQ4	231238	1030	MMM 2 08-07-20 MTN	05/08/2017	5,040,950.00	2.000	08/07/2020	5,000,000.00	1.739	1043
88579YAQ4	231673	1030	MMM 2 08-07-20 MTN	06/13/2017	11,769,953.80	2.000	08/07/2020	11,660,000.00	1.691	1043
3136G4NZ2	233451	1010	FNMA 1.7 08-10-20	08/23/2017	10,012,500.00	1.700	08/10/2020	10,000,000.00	1.657	1046
912833LA6	178332	2000	US TREASURY STRIP	10/04/2006	25,556.00	.000	08/15/2020	50,000.00	4.900	1051
912833LA6	178586	2000	US TREASURY STRIP	10/26/2006	69,324.30	.000	08/15/2020	138,000.00	5.050	1051
912833LA6	178996	2000	US TREASURY STRIP	11/28/2006	26,106.00	.000	08/15/2020	50,000.00	4.795	1051
912833LA6	182220	2000	US TREASURY STRIP	08/28/2007	52,849.00	.000	08/15/2020	100,000.00	4.980	1051
912833LA6	182756	2000	US TREASURY STRIP	10/05/2007	53,520.00	.000	08/15/2020	100,000.00	4.920	1051
912833LA6	188067	2000	US TREASURY STRIP	09/15/2008	30,425.00	.000	08/15/2020	50,000.00	4.213	1051
912833LA6	188162	2010	US TREASURY STRIP	09/22/2008	356,158.08	.000	08/15/2020	576,000.00	4.082	1051
912833LA6	193253	2000	US TREASURY STRIP	08/18/2009	62,346.25	.000	08/15/2020	100,000.00	4.345	1051
912833LA6	199560	2000	US TREASURY STRIP	08/13/2010	36,519.00	.000	08/15/2020	50,000.00	3.165	1051
912833LA6	200623	2000	US TREASURY STRIP	09/24/2010	74,633.00	.000	08/15/2020	100,000.00	2.980	1051
912833LA6	207490	2000	US TREASURY STRIP	09/23/2011	42,107.50	.000	08/15/2020	50,000.00	1.941	1051
912833LA6	207860	2000	US TREASURY STRIP	10/31/2011	82,610.00	.000	08/15/2020	100,000.00	2.185	1051
912833LA6	207913	2000	US TREASURY STRIP	11/03/2011	41,309.00	.000	08/15/2020	50,000.00	2.186	1051
912833LA6	211239	2000	US TREASURY STRIP	08/17/2012	44,737.50	.000	08/15/2020	50,000.00	1.396	1051
912833LA6	211299	2000	US TREASURY STRIP	08/22/2012	88,707.00	.000	08/15/2020	100,000.00	1.507	1051
912833LA6	215294	2000	US TREASURY STRIP	08/16/2013	43,021.00	.000	08/15/2020	50,000.00	2.160	1051
912833LA6	215617	2000	US TREASURY STRIP	09/26/2013	43,264.00	.000	08/15/2020	50,000.00	2.113	1051





Run Date: 10/11/2017 8:00:52 AM

Investments Outstanding As Of Date: 9/29/2017

INVENTORY BY MATURITY REPORT

CUSIP	Investment #	Fund	Issuer	Purchase Date	Current Book	Current Rate	Maturity Date	Current Par	YTM	Days to Maturity
912833LA6	215881	2000	US TREASURY STRIP	11/01/2013	87,983.00	.000	08/15/2020	100,000.00	1.895	1051
912833LA6	218836	2000	US TREASURY STRIP	08/28/2014	355,648.00	.000	08/15/2020	400,000.00	1.980	1051
912833LA6	219028	2000	US TREASURY STRIP	09/18/2014	88,300.00	.000	08/15/2020	100,000.00	2.117	1051
912833LA6	219286	2000	US TREASURY STRIP	10/17/2014	36,105.60	.000	08/15/2020	40,000.00	1.765	1051
912833LA6	224320	2000	USTREASURYSTRIP	10/08/2015	93,566.00	.000	08/15/2020	100,000.00	1.375	1051
912833LA6	224481	2000	USTREASURYSTRIP	10/22/2015	93,391.00	.000	08/15/2020	100,000.00	1.425	1051
912833LA6	224551	2000	USTREASURYSTRIP	10/29/2015	37,294.80	.000	08/15/2020	40,000.00	1.465	1051
912833LA6	228088	2000	US TREASURY STRI ZERO-% 8	09/23/2016	47,937.00	.000	08/15/2020	50,000.00	1.085	1051
912833LA6	228284	2000	US TREASURY STRI ZERO-% 8	10/14/2016	238,875.00	.000	08/15/2020	250,000.00	1.190	1051
3136G2Y27	225385	1010	FNMA DEBENTURE	02/24/2016	10,000,000.00	1.450	08/24/2020	10,000,000.00	1.450	1060
3135GON66	227961	1010	FNMA DEBENTURE 1.400 8-24	09/07/2016	12,496,250.00	1.400	08/24/2020	12,500,000.00	1.408	1060
912828VV9	224593	1020	US TREASURY NOTE	10/29/2015	10,342,968.75	2.125	08/31/2020	10,000,000.00	1.389	1067
912828VV9	224679	1020	US TREASURY NOTE	11/06/2015	10,217,187.50	2.125	08/31/2020	10,000,000.00	1.654	1067
912828L32	228468	1020	US TREASURY NOTE 1.375 8-3	10/31/2016	15,080,859.38	1.375	08/31/2020	15,000,000.00	1.230	1067
3133EHWQ2	233539	1010	FFCB 1.68 09-01-20	09/01/2017	5,100,000.00	1.680	09/01/2020	5,100,000.00	1.680	1068
3133EGTM7	227994	1010	FFCB DEBENTURE 1.375 9-08-	09/12/2016	12,495,625.00	1.375	09/08/2020	12,500,000.00	1.384	1075
3133XD4P3	227128	1010	FHLB DEBENTURE 4.625 9-11-	06/24/2016	5,719,103.25	4.625	09/11/2020	5,025,000.00	1.249	1078
3134A4BS2	178674	2000	FHLMC STRIP	10/31/2006	555,718.32	.000	09/15/2020	1,146,000.00	5.286	1082
3134A4BS2	178684	2000	FHLMC STRIP	10/31/2006	2,164,041.21	.000	09/15/2020	4,423,000.00	5.220	1082
02665WAZ4	224192	1030	AMERICAN HONDA FINANCE C	09/25/2015	5,013,400.00	2.450	09/24/2020	5,000,000.00	2.393	1091
02665WAZ4	231480	1030	HNDA 2.45 09-24-20 MTN	05/25/2017	5,073,850.00	2.450	09/24/2020	5,000,000.00	1.989	1091
3136G4AU7	228020	1010	FNMA DEBENTURE 1.430 9-29	09/29/2016	15,000,000.00	1.430	09/29/2020	15,000,000.00	1.430	1096
912828L65	224642	1020	US TREASURY NOTE	11/04/2015	14,862,890.62	1.375	09/30/2020	15,000,000.00	1.569	1097
912828L65	224696	1020	US TREASURY NOTE	11/09/2015	9,828,125.00	1.375	09/30/2020	10,000,000.00	1.743	1097
3130A7JB2	225680	1010	FHLB DEBENTURE	03/30/2016	8,666,325.00	1.450	09/30/2020	8,675,000.00	1.473	1097
3134G9E78	227171	1010	FHLMC MEDIUM TER 1.280 9-	06/30/2016	10,000,000.00	1.280	09/30/2020	10,000,000.00	1.280	1097
912828L65	229601	1020	T 1 3-8 09-30-20	02/17/2017	9,878,906.25	1.375	09/30/2020	10,000,000.00	1.722	1097
594918AH7	224263	1030	MICROSOFT CORP	10/01/2015	7,899,075.00	3.000	10/01/2020	7,500,000.00	1.880	1098
3133EGXX8	228237	1010	FFCB DEBENTURE 1.340 10-13	10/13/2016	9,984,000.00	1.340	10/13/2020	10,000,000.00	1.381	1110
713448DC9	224435	1030	PEPSICO INC	10/19/2015	5,037,200.00	2.150	10/14/2020	5,000,000.00	1.992	1111
713448DC9	224695	1030	PEPSICO INC	11/12/2015	9,955,900.00	2.150	10/14/2020	10,000,000.00	2.245	1111
76116FAE7	74345	2000	REF CORP STRIP	09/28/1998	663,205.00	.000	10/15/2020	2,300,000.00	5.721	1112
3133EGMM4	227351	1010	FFCB DEBENTURE 1.375 10-19	07/19/2016	10,000,000.00	1.375	10/19/2020	10,000,000.00	1.375	1116



Run Date: 10/11/2017 8:00:52 AM

Investments Outstanding As Of Date: 9/29/2017

INVENTORY BY MATURITY REPORT

CUSIP	Investment #	Fund	Issuer	Purchase Date	Current Book	Current Rate	Maturity Date	Current Par	YTM	Days to Maturity
3133EGZD0	228345	1010	FFCB DEBENTURE 1.330 10-20	10/20/2016	10,000,000.00	1.330	10/20/2020	10,000,000.00	1.330	1117
931142CZ4	228626	1030	WAL-MART STORES 3.250 10-	11/17/2016	7,900,500.00	3.250	10/25/2020	7,500,000.00	1.838	1122
3130A7RQ0	226036	1010	FHLB DEBENTURE 1.550 10-26	04/26/2016	5,211,349.50	1.550	10/26/2020	5,215,000.00	1.566	1123
191216BT6	224919	1030	COCA COLA COMPANY	12/14/2015	5,790,295.02	1.875	10/27/2020	5,809,000.00	1.944	1124
3130A9UH2	228505	1010	FHLB 1 10-27-20	11/02/2016	5,750,000.00	1.000	10/27/2020	5,750,000.00	1.000	1124
3136G3KV6	226536	1010	FNMA DEBENTURE 1.600 10-2	04/28/2016	8,570,712.50	1.600	10/28/2020	8,575,000.00	1.612	1125
912828L99	225587	1020	US TREASURY NOTE	02/29/2016	15,089,062.50	1.375	10/31/2020	15,000,000.00	1.244	1128
912828L99	229602	1020	T 1 3-8 10-31-20	02/17/2017	9,870,703.13	1.375	10/31/2020	10,000,000.00	1.737	1128
19416QDR8	230220	1030	CL 2.95 11-01-20	04/06/2017	3,341,067.75	2.950	11/01/2020	3,225,000.00	1.902	1129
3133EGC29	228534	1010	FFCB DEBENTURE 1.350 11-02	11/04/2016	9,996,500.00	1.350	11/02/2020	10,000,000.00	1.359	1130
3133EGQS7	227794	1010	FFCB DEBENTURE 1.400 11-10	08/18/2016	4,695,000.00	1.400	11/10/2020	4,695,000.00	1.400	1138
31358C7U4	178740	2000	FNMA STRIP	11/06/2006	3,285,074.73	.000	11/15/2020	6,783,000.00	5.237	1143
912833LB4	179294	2000	US TREASURY STRIP	12/18/2006	129,142.50	.000	11/15/2020	250,000.00	4.806	1143
912833LB4	183730	2000	US TREASURY STRIP	12/05/2007	28,195.00	.000	11/15/2020	50,000.00	4.475	1143
912833LB4	183937	2000	US TREASURY STRIP	12/19/2007	54,147.00	.000	11/15/2020	100,000.00	4.810	1143
912833LB4	184227	2000	US TREASURY STRIP	01/10/2008	85,065.00	.000	11/15/2020	150,000.00	4.465	1143
912833LB4	189214	2000	US TREASURY STRIP	11/21/2008	57,578.00	.000	11/15/2020	100,000.00	4.660	1143
912833LB4	189260	2000	US TREASURY STRIP	11/21/2008	3,050.00	.000	11/15/2020	5,000.00	4.168	1143
912833LB4	189959	2000	US TREASURY STRIP	01/12/2009	163,860.00	.000	11/15/2020	250,000.00	3.600	1143
912833LB4	190247	2000	US TREASURY STRIP	02/04/2009	62,834.00	.000	11/15/2020	100,000.00	3.985	1143
912833LB4	194193	2000	US TREASURY STRIP	11/24/2009	65,206.00	.000	11/15/2020	100,000.00	3.934	1143
912833LB4	194726	2000	US TREASURY STRIP	01/28/2010	32,388.00	.000	11/15/2020	50,000.00	4.063	1143
912833LB4	201930	2000	US TREASURY STRIP	11/17/2010	37,497.00	.000	11/15/2020	50,000.00	2.900	1143
912833LB4	202147	2000	US TREASURY STRIP	11/24/2010	36,668.50	.000	11/15/2020	50,000.00	3.133	1143
912833LB4	203387	2000	US TREASURY STRIP	01/31/2011	70,436.00	.000	11/15/2020	100,000.00	3.613	1143
912833LB4	212189	2000	US TREASURY STRIP	11/30/2012	135,129.00	.000	11/15/2020	150,000.00	1.316	1143
912833LB4	212319	2000	US TREASURY STRIP	12/13/2012	316,526.00	.000	11/15/2020	350,000.00	1.273	1143
912833LB4	212648	2000	US TREASURY STRIP	01/17/2013	44,592.00	.000	11/15/2020	50,000.00	1.468	1143
912833LB4	216068	2000	US TREASURY STRIP	11/21/2013	43,347.50	.000	11/15/2020	50,000.00	2.055	1143
912833LB4	216413	2000	US TREASURY STRIP	01/09/2014	84,991.00	.000	11/15/2020	100,000.00	2.389	1143
912833LB4	219690	2000	US TREASURY STRIP	11/20/2014	222,632.50	.000	11/15/2020	250,000.00	1.946	1143
912833LB4	220243	2000	US TREASURY STRIP	01/09/2015	45,392.50	.000	11/15/2020	50,000.00	1.660	1143
912833LB4	220345	2000	US TREASURY STRIP	01/20/2015	91,323.00	.000	11/15/2020	100,000.00	1.566	1143



Run Date: 10/11/2017 8:00:52 AM

Investments Outstanding As Of Date: 9/29/2017

INVENTORY BY MATURITY REPORT

CUSIP	Investment #	Fund	Issuer	Purchase Date	Current Book	Current Rate	Maturity Date	Current Par	YTM	Days to Maturity
912833LB4	220431	2000	US TREASURY STRIP	01/26/2015	91,907.00	.000	11/15/2020	100,000.00	1.460	1143
912833LB4	220452	2000	US TREASURY STRIP	01/26/2015	45,875.50	.000	11/15/2020	50,000.00	1.490	1143
912833LB4	220471	2000	US TREASURY STRIP	01/26/2015	36,724.80	.000	11/15/2020	40,000.00	1.478	1143
912833LB4	220500	2000	US TREASURY STRIP	01/27/2015	229,117.50	.000	11/15/2020	250,000.00	1.510	1143
912833LB4	220604	2000	US TREASURY STRIP	01/29/2015	228,420.00	.000	11/15/2020	250,000.00	1.564	1143
912833LB4	225019	2000	USTREASURYSTRIP	12/24/2015	229,770.00	.000	11/15/2020	250,000.00	1.732	1143
912833LB4	225340	2000	USTREASURYSTRIP	02/04/2016	93,537.00	.000	11/15/2020	100,000.00	1.403	1143
912820WZ6	228569	2000	US TREASURY STRI ZERO-% 1	11/14/2016	17,137.80	.000	11/15/2020	18,000.00	1.230	1143
912833LB4	229102	2000	S O 11-15-20	01/12/2017	18,716.40	.000	11/15/2020	20,000.00	1.735	1143
912833LB4	229104	2000	S O 11-15-20	01/12/2017	18,716.40	.000	11/15/2020	20,000.00	1.735	1143
912833LB4	229269	2000	S O 11-15-20	01/26/2017	234,242.50	.000	11/15/2020	250,000.00	1.720	1143
912833LB4	229395	2000	S O 11-15-20	02/02/2017	37,477.20	.000	11/15/2020	40,000.00	1.730	1143
166764AY6	230085	1030	CVX 2.419 11-17-20	03/29/2017	5,462,385.72	2.419	11/17/2020	5,412,000.00	2.151	1145
3136G3Y82	227770	1010	FNMA DEBENTURE 1.200 11-2	08/24/2016	9,972,500.00	1.200	11/24/2020	10,000,000.00	1.267	1152
912828A42	225691	1020	US TREASURY NOTE	03/11/2016	15,397,851.56	2.000	11/30/2020	15,000,000.00	1.417	1158
912828M98	227462	1020	US TREASURY NOTE 1.625 11-	07/25/2016	20,478,125.00	1.625	11/30/2020	20,000,000.00	1.061	1158
3130A3UQ5	228261	1010	FHLB DEBENTURE 1.875 12-11	10/11/2016	11,214,114.00	1.875	12/11/2020	10,950,000.00	1.279	1169
3134G9E52	227173	1010	FHLMC MEDIUM TER 1.330 12	06/30/2016	15,000,000.00	1.330	12/30/2020	15,000,000.00	1.330	1188
912828N48	225774	1020	US TREASURY NOTE	03/16/2016	15,171,900.00	1.750	12/31/2020	15,000,000.00	1.501	1189
912828N48	226848	1020	US TREASURY NOTE 1.750 12-	05/19/2016	15,273,600.00	1.750	12/31/2020	15,000,000.00	1.341	1189
912828N48	231781	1020	T 1 3-4 12-31-20	06/21/2017	10,039,843.75	1.750	12/31/2020	10,000,000.00	1.633	1189
24422ETF6	225253	1030	JOHN DEERE CAPITAL CORP	01/26/2016	5,070,800.00	2.550	01/08/2021	5,000,000.00	2.246	1197
76116FAG2	179053	2000	REF CORP STRIP	11/28/2006	245,380.20	.000	01/15/2021	489,000.00	4.940	1204
76116EFX3	179700	2000	REF CORP STRIP	01/31/2007	72,754.50	.000	01/15/2021	150,000.00	5.252	1204
3133EF3R6	226506	1010	FFCB DEBENTURE 1.600 1-19-	04/22/2016	9,977,400.00	1.600	01/19/2021	10,000,000.00	1.650	1208
91159HHL7	228644	1030	US BANCORP 2.350 1-29-21	11/18/2016	10,105,100.00	2.350	01/29/2021	10,000,000.00	2.087	1218
91159HHL7	228775	1030	USB 2.35 01-29-21 MTN	12/05/2016	2,734,592.00	2.350	01/29/2021	2,725,000.00	2.260	1218
912828N89	225452	1020	US TREASURY NOTE	02/12/2016	10,165,161.80	1.375	01/31/2021	10,000,000.00	1.033	1220
912828N89	233006	1020	T 1 3-8 01-31-21	07/05/2017	9,880,468.75	1.375	01/31/2021	10,000,000.00	1.721	1220
742718EN5	233801	1030	PG 1.85 02-02-21	09/28/2017	3,671,278.40	1.850	02/02/2021	3,680,000.00	1.923	1222
3133EG6N0	229583	1010	FFCB 1.94 02-09-21	02/16/2017	9,975,000.00	1.940	02/09/2021	10,000,000.00	2.006	1229
912833LC2	180368	2000	US TREASURY STRIP	04/03/2007	25,342.00	.000	02/15/2021	50,000.00	4.960	1235
912833LC2	180520	2000	US TREASURY STRIP	04/12/2007	50,081.00	.000	02/15/2021	100,000.00	5.058	1235



Run Date: 10/11/2017 8:00:52 AM

Investments Outstanding As Of Date: 9/29/2017

INVENTORY BY MATURITY REPORT

CUSIP	Investment #	Fund	Issuer	Purchase Date	Current Book	Current Rate	Maturity Date	Current Par	YTM	Days to Maturity
912833LC2	180736	2000	US TREASURY STRIP	04/30/2007	50,938.00	.000	02/15/2021	100,000.00	4.950	1235
912833LC2	184838	2000	US TREASURY STRIP	02/28/2008	5,510.45	.000	02/15/2021	10,000.00	4.650	1235
912833LC2	185228	2000	US TREASURY STRIP	03/27/2008	5,780.00	.000	02/15/2021	10,000.00	4.299	1235
912833LC2	185271	2000	US TREASURY STRIP	03/28/2008	28,610.50	.000	02/15/2021	50,000.00	4.380	1235
912833LC2	185597	2000	US TREASURY STRIP	04/16/2008	29,111.00	.000	02/15/2021	50,000.00	4.260	1235
912833LC2	185616	2000	US TREASURY STRIP	04/16/2008	5,820.00	.000	02/15/2021	10,000.00	4.263	1235
912833LC2	185883	2000	US TREASURY STRIP	04/28/2008	13,968.00	.000	02/15/2021	25,000.00	4.600	1235
912833LC2	190597	2000	US TREASURY STRIP	02/27/2009	31,722.00	.000	02/15/2021	50,000.00	3.839	1235
912833LC2	190828	2000	US TREASURY STRIP	03/20/2009	31,565.00	.000	02/15/2021	50,000.00	3.900	1235
912833LC2	190954	2000	US TREASURY STRIP	03/30/2009	64,312.00	.000	02/15/2021	100,000.00	3.750	1235
912833LC2	191120	2000	US TREASURY STRIP	04/13/2009	3,300.00	.000	02/15/2021	5,000.00	3.540	1235
912833LC2	191207	2000	US TREASURY STRIP	04/16/2009	31,873.50	.000	02/15/2021	50,000.00	3.841	1235
912833LC2	191858	2000	US TREASURY STRIP	04/24/2009	32,170.00	.000	02/15/2021	50,000.00	3.768	1235
912833LC2	194855	2000	US TREASURY STRIP	02/08/2010	63,118.00	.000	02/15/2021	100,000.00	4.220	1235
912833LC2	195181	2000	US TREASURY STRIP	03/03/2010	31,812.50	.000	02/15/2021	50,000.00	4.170	1235
912833LC2	195388	2000	US TREASURY STRIP	03/12/2010	63,368.00	.000	02/15/2021	100,000.00	4.217	1235
912833LC2	195857	2000	US TREASURY STRIP	04/08/2010	31,662.00	.000	02/15/2021	50,000.00	4.253	1235
912833LC2	196882	2000	US TREASURY STRIP	04/30/2010	32,074.50	.000	02/15/2021	50,000.00	4.155	1235
912833LC2	203856	2000	US TREASURY STRIP	02/28/2011	34,580.50	.000	02/15/2021	50,000.00	3.735	1235
912833LC2	204503	2000	US TREASURY STRIP	04/12/2011	68,998.00	.000	02/15/2021	100,000.00	3.805	1235
912833LC2	205416	2000	US TREASURY STRIP	05/05/2011	70,839.00	.000	02/15/2021	100,000.00	3.556	1235
912833LC2	208699	2000	US TREASURY STRIP	02/16/2012	42,196.00	.000	02/15/2021	50,000.00	1.895	1235
912833LC2	208870	2000	US TREASURY STRIP	03/05/2012	84,535.00	.000	02/15/2021	100,000.00	1.886	1235
912833LC2	209009	2000	US TREASURY STRIP	03/19/2012	41,036.00	.000	02/15/2021	50,000.00	2.230	1235
912833LC2	209134	2000	US TREASURY STRIP	04/05/2012	41,463.00	.000	02/15/2021	50,000.00	2.124	1235
912833LC2	209926	2000	US TREASURY STRIP	04/30/2012	42,358.00	.000	02/15/2021	50,000.00	1.895	1235
912833LC2	213283	2000	US TREASURY STRIP	03/25/2013	44,158.00	.000	02/15/2021	50,000.00	1.580	1235
912833LC2	213358	2000	US TREASURY STRIP	03/28/2013	88,417.00	.000	02/15/2021	100,000.00	1.567	1235
912833LC2	213435	2000	US TREASURY STRIP	04/04/2013	44,537.00	.000	02/15/2021	50,000.00	1.476	1235
912833LC2	213502	2000	US TREASURY STRIP	04/12/2013	89,674.00	.000	02/15/2021	100,000.00	1.394	1235
912833LC2	214253	2000	US TREASURY STRIP	05/02/2013	90,189.00	.000	02/15/2021	100,000.00	1.330	1235
912833LC2	216908	2000	US TREASURY STRIP	03/21/2014	214,645.00	.000	02/15/2021	250,000.00	2.220	1235
912833LC2	220873	2000	US TREASURY STRIP	02/13/2015	36,047.60	.000	02/15/2021	40,000.00	1.740	1235



Run Date: 10/11/2017 8:00:52 AM

Investments Outstanding As Of Date: 9/29/2017

INVENTORY BY MATURITY REPORT

CUSIP	Investment #	Fund	Issuer	Purchase Date	Current Book	Current Rate	Maturity Date	Current Par	YTM	Days to Maturity
912833LC2	222347	2000	US TREASURY STRIP	04/30/2015	36,513.20	.000	02/15/2021	40,000.00	1.580	1235
880591EL2	225521	1010	TVA DEBENTURE	02/19/2016	16,757,550.00	3.875	02/15/2021	15,000,000.00	1.433	1235
912833LC2	225727	2000	USTREASURYSTRIP	03/17/2016	37,035.60	.000	02/15/2021	40,000.00	1.573	1235
912833LC2	225755	2000	USTREASURYSTRIP	03/17/2016	16,891.65	.000	02/15/2021	18,250.00	1.580	1235
912833LC2	229649	2000	S 0 02-15-21	02/24/2017	48,386.52	.000	02/15/2021	52,000.00	1.820	1235
912833LC2	230015	2000	S 0 02-15-21	03/24/2017	371,992.00	.000	02/15/2021	400,000.00	1.871	1235
912833LC2	230129	2000	S 0 02-15-21	03/30/2017	233,080.00	.000	02/15/2021	250,000.00	1.814	1235
912833LC2	230233	2000	S 0 02-15-21	04/06/2017	46,728.50	.000	02/15/2021	50,000.00	1.760	1235
912833LC2	230351	2000	S 0 02-15-21	04/17/2017	37,473.60	.000	02/15/2021	40,000.00	1.710	1235
912833LC2	230986	2000	S 0 02-15-21	04/28/2017	234,420.00	.000	02/15/2021	250,000.00	1.700	1235
3130A7CV5	225798	1010	FHLB DEBENTURE	03/18/2016	9,945,200.00	1.375	02/18/2021	10,000,000.00	1.491	1238
3130A7CV5	226542	1010	FHLB DEBENTURE 1.375 2-18-	04/25/2016	9,973,500.00	1.375	02/18/2021	10,000,000.00	1.432	1238
459200JF9	230171	1030	IBM 2 1-4 02-19-21	04/03/2017	5,026,250.00	2.250	02/19/2021	5,000,000.00	2.108	1239
037833BS8	228867	1030	AAPL 2 1-4 02-23-21	12/16/2016	10,006,900.00	2.250	02/23/2021	10,000,000.00	2.232	1243
3136G2YP6	225423	1010	FNMA DEBENTURE	02/26/2016	15,326,250.00	1.875	02/26/2021	15,000,000.00	1.423	1246
912828P87	226912	1020	US TREASURY NOTE 1.125 2-2	05/25/2016	14,813,671.88	1.125	02/28/2021	15,000,000.00	1.395	1248
912828P87	228850	1020	T 1 1-8 02-28-21	12/12/2016	14,619,140.63	1.125	02/28/2021	15,000,000.00	1.752	1248
30231GAV4	225840	1030	EXXON MOBIL CORPORATION	03/28/2016	5,066,000.00	2.222	03/01/2021	5,000,000.00	1.940	1249
478160BS2	226025	1030	JOHNSON & JOHNSO 1.650 3-	04/18/2016	1,502,329.44	1.650	03/01/2021	1,488,000.00	1.444	1249
30231GAV4	229912	1030	XOM 2.222 03-01-21	03/15/2017	4,975,000.00	2.222	03/01/2021	5,000,000.00	2.355	1249
313382K69	226556	1010	FHLB DEBENTURE 1.750 3-12-	04/27/2016	7,089,180.00	1.750	03/12/2021	7,000,000.00	1.478	1260
3134A4BT0	178680	2000	FHLMC STRIP	10/31/2006	1,565,318.96	.000	03/15/2021	3,286,000.00	5.227	1263
31364DNW2	128968	2000	FNMA STRIP	02/07/2000	918,760.00	.000	03/23/2021	4,000,000.00	7.087	1271
3133EFR82	226793	1010	FFCB DEBENTURE 1.850 3-23-	05/13/2016	10,050,000.00	1.850	03/23/2021	10,000,000.00	1.742	1271
3136G4AZ6	228043	1010	FNMA DEBENTURE 1.480 3-29	09/29/2016	10,000,000.00	1.480	03/29/2021	10,000,000.00	1.480	1277
3136G37H2	227991	1010	FNMA DEBENTURE 1.500 3-30	09/30/2016	10,000,000.00	1.500	03/30/2021	10,000,000.00	1.500	1278
912828Q37	225905	1020	US TREASURY NOTE	04/01/2016	14,995,312.50	1.250	03/31/2021	15,000,000.00	1.256	1279
912828Q37	226846	1020	US TREASURY NOTE 1.250 3-3	05/19/2016	9,960,937.50	1.250	03/31/2021	10,000,000.00	1.333	1279
912828Q37	228301	1020	US TREASURY NOTE 1.250 3-3	10/13/2016	14,961,914.06	1.250	03/31/2021	15,000,000.00	1.309	1279
46513CSU1	225998	1010	ISRAEL BOND	04/15/2016	7,500,000.00	2.690	04/01/2021	7,500,000.00	2.690	1280
46513CTU0	225999	1010	ISRAEL FLOATER	04/15/2016	7,500,000.00	2.538	04/01/2021	7,500,000.00	2.538	1280
3133EF4D6	226381	1010	FFCB DEBENTURE 1.620 4-20-	04/21/2016	12,487,500.00	1.620	04/20/2021	12,500,000.00	1.641	1299
912828Q78	226800	1020	US TREASURY NOTE 1.375 4-3	05/16/2016	15,089,062.50	1.375	04/30/2021	15,000,000.00	1.251	1309



Run Date: 10/11/2017 8:00:52 AM

Investments Outstanding As Of Date: 9/29/2017

INVENTORY BY MATURITY REPORT

CUSIP	Investment #	Fund	Issuer	Purchase Date	Current Book	Current Rate	Maturity Date	Current Par	YTM	Days to Maturity
3133EGC78	228449	1010	FFCB DEBENTURE 1.490 5-03-	11/03/2016	9,987,500.00	1.490	05/03/2021	10,000,000.00	1.519	1312
3133EGC78	229056	1010	FFCB 1.49 05-03-21	01/05/2017	10,075,839.20	1.490	05/03/2021	10,280,000.00	1.971	1312
3133EGC78	233709	1010	FFCB 1.49 05-03-21	09/19/2017	4,952,500.00	1.490	05/03/2021	5,000,000.00	1.762	1312
037833AR1	228776	1030	AAPL 2.85 05-06-21	12/05/2016	3,171,018.30	2.850	05/06/2021	3,097,000.00	2.278	1315
3135GOK69	228799	1010	FNMA 1 1-4 05-06-21	12/05/2016	9,762,300.00	1.250	05/06/2021	10,000,000.00	1.812	1315
31358C7V2	178652	2000	FNMA STRIP	10/27/2006	2,283,419.60	.000	05/15/2021	4,895,000.00	5.309	1324
912833LDO	181167	2000	US TREASURY STRIP	05/31/2007	24,490.50	.000	05/15/2021	50,000.00	5.180	1324
912833LDO	181415	2000	US TREASURY STRIP	06/26/2007	23,777.50	.000	05/15/2021	50,000.00	5.425	1324
912833LDO	181556	2000	US TREASURY STRIP	07/06/2007	24,218.50	.000	05/15/2021	50,000.00	5.300	1324
912833LDO	181862	2000	US TREASURY STRIP	07/30/2007	49,258.00	.000	05/15/2021	100,000.00	5.200	1324
912833LDO	182552	2000	US TREASURY STRIP	09/25/2007	50,030.00	.000	05/15/2021	100,000.00	5.143	1324
912833LDO	186334	2010	US TREASURY STRIP	05/22/2008	4,162,709.74	.000	05/15/2021	7,538,000.00	4.627	1324
912833LDO	186420	2000	US TREASURY STRIP	05/27/2008	27,829.00	.000	05/15/2021	50,000.00	4.570	1324
912833LDO	186665	2000	US TREASURY STRIP	06/09/2008	13,735.75	.000	05/15/2021	25,000.00	4.685	1324
912833LDO	187228	2000	US TREASURY STRIP	07/11/2008	5,596.70	.000	05/15/2021	10,000.00	4.570	1324
912833LDO	192216	2000	US TREASURY STRIP	05/13/2009	90,420.00	.000	05/15/2021	150,000.00	4.261	1324
912833LDO	193235	2000	US TREASURY STRIP	08/18/2009	29,674.86	.000	05/15/2021	50,000.00	4.493	1324
912833LDO	197100	2000	US TREASURY STRIP	05/11/2010	196,327.15	.000	05/15/2021	306,000.00	4.071	1324
912833LDO	197195	2000	US TREASURY STRIP	05/14/2010	16,078.75	.000	05/15/2021	25,000.00	4.052	1324
912833LDO	198375	2000	US TREASURY STRIP	06/30/2010	34,237.00	.000	05/15/2021	50,000.00	3.513	1324
912833LDO	198701	2000	US TREASURY STRIP	07/13/2010	68,000.00	.000	05/15/2021	100,000.00	3.590	1324
912833LDO	205475	2000	US TREASURY STRIP	05/09/2011	70,191.00	.000	05/15/2021	100,000.00	3.565	1324
912833LDO	206120	2000	US TREASURY STRIP	06/13/2011	72,981.00	.000	05/15/2021	100,000.00	3.200	1324
912833LDO	206334	2000	US TREASURY STRIP	06/23/2011	36,345.00	.000	05/15/2021	50,000.00	3.250	1324
912833LDO	206372	2000	US TREASURY STRIP	06/27/2011	36,334.50	.000	05/15/2021	50,000.00	3.257	1324
912833LDO	210179	2000	US TREASURY STRIP	05/16/2012	42,577.50	.000	05/15/2021	50,000.00	1.794	1324
912833LDO	210394	2000	US TREASURY STRIP	06/06/2012	44,089.50	.000	05/15/2021	50,000.00	1.412	1324
912833LDO	210600	2000	US TREASURY STRIP	06/25/2012	43,385.50	.000	05/15/2021	50,000.00	1.603	1324
912833LDO	214704	2000	US TREASURY STRIP	06/17/2013	43,053.00	.000	05/15/2021	50,000.00	1.900	1324
912833LDO	218183	2000	US TREASURY STRIP	06/26/2014	42,831.50	.000	05/15/2021	50,000.00	2.260	1324
912833LDO	218209	2000	US TREASURY STRIP	06/27/2014	42,770.00	.000	05/15/2021	50,000.00	2.282	1324
912833LDO	218579	2000	US TREASURY STRIP	07/31/2014	43,111.00	.000	05/15/2021	50,000.00	2.195	1324
912833LDO	222623	2000	US TREASURY STRIP	05/21/2015	223,615.00	.000	05/15/2021	250,000.00	1.873	1324



Run Date: 10/11/2017 8:00:52 AM

Investments Outstanding As Of Date: 9/29/2017

INVENTORY BY MATURITY REPORT

CUSIP	Investment #	Fund	Issuer	Purchase Date	Current Book	Current Rate	Maturity Date	Current Par	YTM	Days to Maturity
912833LD0	226886	2000	US TREASURY STRI ZERO-% 5	05/26/2016	111,685.20	.000	05/15/2021	120,000.00	1.450	1324
912833LD0	227313	2000	US TREASURY STRI ZERO-% 5	07/15/2016	47,474.50	.000	05/15/2021	50,000.00	1.075	1324
912833LD0	227497	2000	US TREASURY STRI ZERO-% 5	07/29/2016	37,859.60	.000	05/15/2021	40,000.00	1.150	1324
912833LD0	227668	2000	US TREASURY STRI ZERO-% 5	08/12/2016	94,623.00	.000	05/15/2021	100,000.00	1.165	1324
912833LD0	231303	2000	S 0 05-15-21	05/11/2017	37,187.60	.000	05/15/2021	40,000.00	1.826	1324
912833LD0	231585	2000	S 0 05-15-21	06/02/2017	37,412.00	.000	05/15/2021	40,000.00	1.700	1324
166764BG4	229491	1030	CVX 2.1 05-16-21	02/09/2017	12,151,448.20	2.100	05/16/2021	12,245,000.00	2.288	1325
3133EGAH8	229188	1010	FFCB 1.55 05-17-21	01/18/2017	9,875,000.00	1.550	05/17/2021	10,000,000.00	1.852	1326
3130A9X48	228462	1010	FHLB MULTI STEP 2.000 5-18-	11/18/2016	14,996,250.00	1.000	05/18/2021	15,000,000.00	1.006	1327
458140AW0	226807	1030	INTEL CORP 1.700 5-19-21	05/19/2016	9,988,500.00	1.700	05/19/2021	10,000,000.00	1.724	1328
91159HHA1	230386	1030	USB 4 1-8 05-24-21 MTN	04/19/2017	10,746,700.00	4.125	05/24/2021	10,000,000.00	2.208	1333
912828R77	227129	1020	US TREASURY NOTE 1.375 5-3	06/24/2016	15,112,500.00	1.375	05/31/2021	15,000,000.00	1.218	1340
912828R77	229027	1020	T 1 3-8 05-31-21	12/30/2016	14,671,875.00	1.375	05/31/2021	15,000,000.00	1.893	1340
912828S27	227261	1020	US TREASURY NOTE 1.125 6-3	07/08/2016	15,123,046.88	1.125	06/30/2021	15,000,000.00	.956	1370
912828S27	228259	1020	US TREASURY NOTE 1.125 6-3	10/11/2016	14,886,328.13	1.125	06/30/2021	15,000,000.00	1.291	1370
912828S27	233562	1020	T 1 1-8 06-30-21	09/01/2017	14,748,046.88	1.125	06/30/2021	15,000,000.00	1.579	1370
02665WBF7	227542	1030	AMERICAN HONDA F 1.650 7-	08/01/2016	8,493,051.75	1.650	07/12/2021	8,475,000.00	1.605	1382
3136G3D93	227329	1010	FNMA MULTI STEP .625 7-20-	07/20/2016	15,000,000.00	1.600	07/20/2021	15,000,000.00	1.600	1390
3136G3D77	227330	1010	FNMA MULTI STEP 1.625 7-20	07/20/2016	15,000,000.00	1.625	07/20/2021	15,000,000.00	1.625	1390
949746SA0	227443	1030	WELLS FARGO & CO 2.100 7-2	07/26/2016	5,005,000.00	2.100	07/26/2021	5,000,000.00	2.079	1396
3136G3XZ3	227239	1010	FNMA DEBENTURE 1.500 7-28	07/28/2016	15,000,000.00	1.500	07/28/2021	15,000,000.00	1.500	1398
912828S76	227654	1020	US TREASURY NOTE 1.125 7-3	08/09/2016	14,995,898.44	1.125	07/31/2021	15,000,000.00	1.131	1401
912828S76	229079	1020	T 1 1-8 07-31-21	01/09/2017	19,359,375.00	1.125	07/31/2021	20,000,000.00	1.861	1401
594918BP8	227710	1030	MICROSOFT CORP 1.550 8-08-	08/16/2016	10,022,000.00	1.550	08/08/2021	10,000,000.00	1.504	1409
3134G94E4	227529	1010	FHLMC DEBENTURE 1.500 8-1	08/10/2016	10,000,000.00	1.500	08/10/2021	10,000,000.00	1.500	1411
912833LE8	178333	2000	US TREASURY STRIP	10/04/2006	24,277.50	.000	08/15/2021	50,000.00	4.920	1416
912833LE8	178587	2000	US TREASURY STRIP	10/26/2006	65,704.56	.000	08/15/2021	138,000.00	5.076	1416
912833LE8	178997	2000	US TREASURY STRIP	11/28/2006	24,808.50	.000	08/15/2021	50,000.00	4.820	1416
912833LE8	182221	2000	US TREASURY STRIP	08/28/2007	49,631.00	.000	08/15/2021	100,000.00	5.080	1416
912833LE8	182757	2000	US TREASURY STRIP	10/05/2007	50,705.00	.000	08/15/2021	100,000.00	4.960	1416
912833LE8	188068	2000	US TREASURY STRIP	09/15/2008	29,050.00	.000	08/15/2021	50,000.00	4.249	1416
912833LE8	188163	2010	US TREASURY STRIP	09/22/2008	339,684.48	.000	08/15/2021	576,000.00	4.137	1416
912833LE8	193254	2000	US TREASURY STRIP	08/18/2009	58,879.25	.000	08/15/2021	100,000.00	4.466	1416



Run Date: 10/11/2017 8:00:52 AM

Investments Outstanding As Of Date: 9/29/2017

INVENTORY BY MATURITY REPORT

CUSIP	Investment #	Fund	Issuer	Purchase Date	Current Book	Current Rate	Maturity Date	Current Par	YTM	Days to Maturity
912833LE8	199561	2000	US TREASURY STRIP	08/13/2010	34,594.00	.000	08/15/2021	50,000.00	3.375	1416
912833LE8	200624	2000	US TREASURY STRIP	09/24/2010	71,034.00	.000	08/15/2021	100,000.00	3.165	1416
912833LE8	207491	2000	US TREASURY STRIP	09/23/2011	40,528.50	.000	08/15/2021	50,000.00	2.134	1416
912833LE8	207861	2000	US TREASURY STRIP	10/31/2011	79,323.00	.000	08/15/2021	100,000.00	2.380	1416
912833LE8	207914	2000	US TREASURY STRIP	11/03/2011	39,611.50	.000	08/15/2021	50,000.00	2.395	1416
912833LE8	211240	2000	US TREASURY STRIP	08/17/2012	43,207.00	.000	08/15/2021	50,000.00	1.630	1416
912833LE8	211300	2000	US TREASURY STRIP	08/22/2012	85,578.00	.000	08/15/2021	100,000.00	1.742	1416
912833LE8	215295	2000	US TREASURY STRIP	08/16/2013	41,120.00	.000	08/15/2021	50,000.00	2.460	1416
912833LE8	215618	2000	US TREASURY STRIP	09/26/2013	41,365.50	.000	08/15/2021	50,000.00	2.419	1416
912833LE8	215882	2000	US TREASURY STRIP	11/01/2013	84,203.00	.000	08/15/2021	100,000.00	2.220	1416
912833LE8	218837	2000	US TREASURY STRIP	08/28/2014	344,292.00	.000	08/15/2021	400,000.00	2.165	1416
912833LE8	219029	2000	US TREASURY STRIP	09/18/2014	85,300.00	.000	08/15/2021	100,000.00	2.315	1416
912833LE8	219289	2000	US TREASURY STRIP	10/17/2014	35,012.00	.000	08/15/2021	40,000.00	1.960	1416
912833LE8	224321	2000	USTREASURYSTRIP	10/08/2015	90,856.00	.000	08/15/2021	100,000.00	1.645	1416
912833LE8	224483	2000	USTREASURYSTRIP	10/22/2015	90,730.00	.000	08/15/2021	100,000.00	1.680	1416
912833LE8	224552	2000	USTREASURYSTRIP	10/29/2015	36,226.00	.000	08/15/2021	40,000.00	1.717	1416
912833LE8	228089	2000	US TREASURY STRI ZERO-% 8	09/23/2016	47,019.00	.000	08/15/2021	50,000.00	1.260	1416
912833LE8	228285	2000	US TREASURY STRI ZERO-% 8	10/14/2016	234,192.50	.000	08/15/2021	250,000.00	1.355	1416
46623EKG3	228712	1030	JP MORGAN CHASE & CO	11/28/2016	7,971,163.20	2.295	08/15/2021	8,085,000.00	2.614	1416
3134GACC6	227687	1010	FHLMC MULTI STEP .600 8-23-	08/23/2016	15,000,000.00	1.770	08/23/2021	15,000,000.00	1.770	1424
3130A9B34	227877	1010	FHLB MULTI STEP .750 8-24-2	09/08/2016	15,000,000.00	1.620	08/24/2021	15,000,000.00	1.620	1425
9128282F6	227998	1020	US TREASURY NOTE 1.125 8-3	09/13/2016	14,932,031.25	1.125	08/31/2021	15,000,000.00	1.219	1432
9128282F6	233563	1020	T 1 1-8 08-31-21	09/01/2017	14,724,609.38	1.125	08/31/2021	15,000,000.00	1.601	1432
191216BY5	227911	1030	COCA COLA COMPAN 1.550 9-	09/02/2016	5,005,500.00	1.550	09/01/2021	5,000,000.00	1.527	1433
02665WBG5	227974	1030	AMERICAN HONDA F 1.700 9-	09/12/2016	10,001,400.00	1.700	09/09/2021	10,000,000.00	1.697	1441
3134A4BU7	178679	2000	FHLMC STRIP	10/31/2006	3,050,379.20	.000	09/15/2021	6,590,000.00	5.247	1447
3134A4BU7	178682	2000	FHLMC STRIP	10/31/2006	192,822.21	.000	09/15/2021	421,000.00	5.320	1447
88579YAU5	228041	1030	3 M CO 1.625 9-19-21	09/20/2016	7,035,700.00	1.625	09/19/2021	7,000,000.00	1.519	1451
3130A9H61	228005	1010	FHLB MULTI STEP 2.000 9-29-	09/29/2016	15,000,000.00	2.000	09/29/2021	15,000,000.00	2.000	1461
912828T34	228217	1020	US TREASURY NOTE 1.125 9-3	10/05/2016	14,950,781.25	1.125	09/30/2021	15,000,000.00	1.193	1462
912828T34	228247	1020	US TREASURY NOTE 1.125 9-3	10/07/2016	9,933,593.75	1.125	09/30/2021	10,000,000.00	1.263	1462
458140AJ9	228372	1030	INTEL CORP 3.300 10-01-21	10/24/2016	5,681,004.16	3.300	10/01/2021	5,288,000.00	1.723	1463
3133EHQM8	233458	1010	FFCB 1.95 10-05-21	08/23/2017	10,000,000.00	1.950	10/05/2021	10,000,000.00	1.950	1467





Run Date: 10/11/2017 8:00:52 AM

Investments Outstanding As Of Date: 9/29/2017

INVENTORY BY MATURITY REPORT

CUSIP	Investment #	Fund	Issuer	Purchase Date	Current Book	Current Rate	Maturity Date	Current Par	YTM	Days to Maturity
713448DL9	228221	1030	PEPSICO INC 1.700 10-06-21	10/07/2016	9,992,400.00	1.700	10/06/2021	10,000,000.00	1.716	1468
713448DL9	229858	1030	PEP 1.7 10-06-21	03/10/2017	6,796,230.00	1.700	10/06/2021	7,000,000.00	2.375	1468
3135G0089	228353	1010	FNMA DEBENTURE 1.375 10-0	10/19/2016	9,979,000.00	1.375	10/07/2021	10,000,000.00	1.419	1469
3135G0089	228730	1010	FNMA DEBENTURE	11/25/2016	4,869,375.00	1.375	10/07/2021	5,000,000.00	1.940	1469
36962G5J9	231787	1030	GE 4.65 10-17-21 MTN	06/23/2017	11,069,500.00	4.650	10/17/2021	10,000,000.00	2.048	1479
912828T67	228446	1020	US TREASURY NOTE 1.250 10-	10/31/2016	9,967,968.75	1.250	10/31/2021	10,000,000.00	1.316	1493
912828T67	228604	1020	US TREASURY NOTE 1.250 10-	11/10/2016	9,888,671.88	1.250	10/31/2021	10,000,000.00	1.483	1493
912828T67	228898	1020	T 1 1-4 10-31-21	12/19/2016	9,622,656.25	1.250	10/31/2021	10,000,000.00	2.069	1493
459200HA2	231391	1030	IBM 2.9 11-01-21	05/18/2017	5,146,600.00	2.900	11/01/2021	5,000,000.00	2.205	1494
742718EQ8	228540	1030	PROCTER & GAMBLE 1.700 11	11/08/2016	5,015,250.00	1.700	11/03/2021	5,000,000.00	1.636	1496
742718EQ8	228769	1030	PG 1.7 11-03-21	12/02/2016	1,509,939.20	1.700	11/03/2021	1,532,000.00	2.009	1496
3134GBJV5	231215	1010	FHLMC 1 1-4 11-10-21	05/10/2017	4,996,000.00	1.250	11/10/2021	5,000,000.00	1.268	1503
912833LF5	179295	2000	US TREASURY STRIP	12/18/2006	122,757.50	.000	11/15/2021	250,000.00	4.828	1508
912833LF5	179701	2000	US TREASURY STRIP	01/31/2007	70,956.00	.000	11/15/2021	150,000.00	5.127	1508
912833LF5	183731	2000	US TREASURY STRIP	12/05/2007	26,815.00	.000	11/15/2021	50,000.00	4.518	1508
912833LF5	183938	2000	US TREASURY STRIP	12/19/2007	51,285.00	.000	11/15/2021	100,000.00	4.860	1508
912833LF5	184228	2000	US TREASURY STRIP	01/10/2008	80,970.00	.000	11/15/2021	150,000.00	4.503	1508
912833LF5	189215	2000	US TREASURY STRIP	11/21/2008	54,777.00	.000	11/15/2021	100,000.00	4.690	1508
912833LF5	189261	2000	US TREASURY STRIP	11/21/2008	2,900.00	.000	11/15/2021	5,000.00	4.240	1508
912833LF5	189960	2000	US TREASURY STRIP	01/12/2009	156,332.50	.000	11/15/2021	250,000.00	3.690	1508
912833LF5	190248	2000	US TREASURY STRIP	02/04/2009	59,801.00	.000	11/15/2021	100,000.00	4.065	1508
912833LF5	194194	2000	US TREASURY STRIP	11/24/2009	61,591.00	.000	11/15/2021	100,000.00	4.088	1508
912833LF5	194727	2000	US TREASURY STRIP	01/28/2010	30,544.50	.000	11/15/2021	50,000.00	4.222	1508
912833LF5	201933	2000	US TREASURY STRIP	11/17/2010	35,344.50	.000	11/15/2021	50,000.00	3.180	1508
912833LF5	202148	2000	US TREASURY STRIP	11/24/2010	34,551.00	.000	11/15/2021	50,000.00	3.396	1508
912833LF5	203388	2000	US TREASURY STRIP	01/31/2011	66,261.00	.000	11/15/2021	100,000.00	3.852	1508
912833LF5	212190	2000	US TREASURY STRIP	11/30/2012	130,705.50	.000	11/15/2021	150,000.00	1.543	1508
912833LF5	212320	2000	US TREASURY STRIP	12/13/2012	306,099.50	.000	11/15/2021	350,000.00	1.508	1508
912833LF5	212649	2000	US TREASURY STRIP	01/17/2013	42,963.00	.000	11/15/2021	50,000.00	1.726	1508
912833LF5	216069	2000	US TREASURY STRIP	11/21/2013	41,378.00	.000	11/15/2021	50,000.00	2.385	1508
912833LF5	216414	2000	US TREASURY STRIP	01/09/2014	80,998.00	.000	11/15/2021	100,000.00	2.703	1508
912833LF5	219691	2000	US TREASURY STRIP	11/20/2014	215,610.00	.000	11/15/2021	250,000.00	2.130	1508
912833LF5	220244	2000	US TREASURY STRIP	01/09/2015	44,316.00	.000	11/15/2021	50,000.00	1.770	1508



Run Date: 10/11/2017 8:00:52 AM

Investments Outstanding As Of Date: 9/29/2017

INVENTORY BY MATURITY REPORT

CUSIP	Investment #	Fund	Issuer	Purchase Date	Current Book	Current Rate	Maturity Date	Current Par	YTM	Days to Maturity
912833LF5	220346	2000	US TREASURY STRIP	01/20/2015	89,074.00	.000	11/15/2021	100,000.00	1.704	1508
912833LF5	220432	2000	US TREASURY STRIP	01/26/2015	89,728.00	.000	11/15/2021	100,000.00	1.600	1508
912833LF5	220453	2000	US TREASURY STRIP	01/26/2015	44,760.00	.000	11/15/2021	50,000.00	1.634	1508
912833LF5	220472	2000	US TREASURY STRIP	01/26/2015	35,842.80	.000	11/15/2021	40,000.00	1.620	1508
912833LF5	220501	2000	US TREASURY STRIP	01/27/2015	223,725.00	.000	11/15/2021	250,000.00	1.640	1508
912833LF5	220605	2000	US TREASURY STRIP	01/29/2015	222,852.50	.000	11/15/2021	250,000.00	1.699	1508
912833LF5	225020	2000	USTREASURYSTRIP	12/24/2015	222,765.00	.000	11/15/2021	250,000.00	1.967	1508
912833LF5	225341	2000	USTREASURYSTRIP	02/04/2016	91,102.00	.000	11/15/2021	100,000.00	1.620	1508
912833LF5	228570	2000	US TREASURY STRI ZERO-% 1	11/14/2016	16,781.58	.000	11/15/2021	18,000.00	1.406	1508
912833LF5	229105	2000	S 0 11-15-21	01/12/2017	18,194.00	.000	11/15/2021	20,000.00	1.965	1508
912833LF5	229107	2000	S 0 11-15-21	01/12/2017	18,194.00	.000	11/15/2021	20,000.00	1.965	1508
912833LF5	229270	2000	S 0 11-15-21	01/26/2017	227,652.50	.000	11/15/2021	250,000.00	1.960	1508
912833LF5	229396	2000	S 0 11-15-21	02/02/2017	36,386.40	.000	11/15/2021	40,000.00	1.990	1508
3130A9Y21	228535	1010	FHLB MULTI STEP COUPON B	11/30/2016	10,000,000.00	1.000	11/26/2021	10,000,000.00	1.000	1519
3130AA2U1	228613	1010	FHLB MULTI STEP COUPON B	11/29/2016	14,997,000.00	1.000	11/29/2021	15,000,000.00	1.004	1522
3130AABG2	228783	1010	FHLB 1 7-8 11-29-21	12/02/2016	4,967,300.00	1.875	11/29/2021	5,000,000.00	2.013	1522
912828U65	228720	1020	US TREASURY NOTE	11/30/2016	9,977,734.38	1.750	11/30/2021	10,000,000.00	1.797	1523
912828U65	228782	1020	T 1 3-4 11-30-21	12/02/2016	9,935,937.50	1.750	11/30/2021	10,000,000.00	1.885	1523
3133EHXM0	233586	1010	FFCB 1.93 12-06-21	09/06/2017	10,000,000.00	1.930	12/06/2021	10,000,000.00	1.930	1529
69353REY0	229228	1030	PNC 2.55 12-09-21 BKNT	01/24/2017	9,941,700.00	2.550	12/09/2021	10,000,000.00	2.678	1532
3130AACT3	231392	1010	FHLB 1 1-2 12-28-21 0003	05/16/2017	5,000,000.00	1.500	12/28/2021	5,000,000.00	1.500	1551
3130AAET1	231687	1010	FHLB 2.05 12-29-21	06/13/2017	8,400,000.00	2.050	12/29/2021	8,400,000.00	2.050	1552
3134GBK68	233687	1010	FHLMC 2 12-29-21 0004	09/29/2017	10,000,000.00	2.000	12/29/2021	10,000,000.00	2.000	1552
912828U81	229026	1020	T 2 12-31-21	01/03/2017	10,011,718.75	2.000	12/31/2021	10,000,000.00	1.975	1554
912828U81	233008	1020	T 2 12-31-21	07/05/2017	15,080,859.38	2.000	12/31/2021	15,000,000.00	1.874	1554
31359YCK1	173956	2000	FNMA STRIP	12/13/2005	138,142.38	.000	01/15/2022	318,000.00	5.250	1569
3134A4MY7	178666	2000	FHLMC STRIP	10/30/2006	2,561,364.96	.000	01/15/2022	5,619,000.00	5.233	1569
91159HHP8	229284	1030	USB 2 5-8 01-24-22	01/26/2017	5,027,150.00	2.625	01/24/2022	5,000,000.00	2.509	1578
91159HHP8	229865	1030	USB 2 5-8 01-24-22	03/13/2017	4,984,300.00	2.625	01/24/2022	5,000,000.00	2.694	1578
3133EHGM9	230953	1010	FFCB 2.05 01-24-22	04/25/2017	6,793,948.00	2.050	01/24/2022	6,800,000.00	2.070	1578
459200JQ5	229351	1030	IBM 2 1-2 01-27-22	01/31/2017	9,995,300.00	2.500	01/27/2022	10,000,000.00	2.510	1581
912828H86	229805	1020	T 1 1-2 01-31-22	03/06/2017	9,740,625.00	1.500	01/31/2022	10,000,000.00	2.058	1585
084670BF4	230356	1030	BRK 3.4 01-31-22	04/17/2017	5,487,336.32	3.400	01/31/2022	5,216,000.00	2.247	1585



Run Date: 10/11/2017 8:00:52 AM

Investments Outstanding As Of Date: 9/29/2017

INVENTORY BY MATURITY REPORT

CUSIP	Investment #	Fund	Issuer	Purchase Date	Current Book	Current Rate	Maturity Date	Current Par	YTM	Days to Maturity
912828V72	233023	1020	T 1 7-8 01-31-22	07/06/2017	14,996,484.38	1.875	01/31/2022	15,000,000.00	1.880	1585
037833CM0	229502	1030	AAPL 2 1-2 02-09-22	02/10/2017	15,071,400.00	2.500	02/09/2022	15,000,000.00	2.398	1594
3130ABVN3	233153	1010	FHLB 2 02-09-22	08/09/2017	15,000,000.00	2.000	02/09/2022	15,000,000.00	2.000	1594
3133EHJF1	231881	1010	FFCB 2.14 02-11-22	06/28/2017	9,800,000.00	2.140	02/11/2022	9,800,000.00	2.140	1596
912833LG3	180369	2000	US TREASURY STRIP	04/03/2007	24,060.00	.000	02/15/2022	50,000.00	4.980	1600
912833LG3	180521	2000	US TREASURY STRIP	04/12/2007	47,349.00	.000	02/15/2022	100,000.00	5.100	1600
912833LG3	180737	2000	US TREASURY STRIP	04/30/2007	48,332.00	.000	02/15/2022	100,000.00	4.975	1600
912833LG3	184839	2000	US TREASURY STRIP	02/28/2008	5,212.86	.000	02/15/2022	10,000.00	4.720	1600
912833LG3	185229	2000	US TREASURY STRIP	03/27/2008	5,465.00	.000	02/15/2022	10,000.00	4.399	1600
912833LG3	185272	2000	US TREASURY STRIP	03/28/2008	27,138.00	.000	02/15/2022	50,000.00	4.450	1600
912833LG3	185598	2000	US TREASURY STRIP	04/16/2008	27,571.00	.000	02/15/2022	50,000.00	4.350	1600
912833LG3	185617	2000	US TREASURY STRIP	04/16/2008	5,510.00	.000	02/15/2022	10,000.00	4.356	1600
912833LG3	185884	2000	US TREASURY STRIP	04/28/2008	13,221.50	.000	02/15/2022	25,000.00	4.670	1600
912833LG3	190598	2000	US TREASURY STRIP	02/27/2009	30,269.00	.000	02/15/2022	50,000.00	3.908	1600
912833LG3	190829	2000	US TREASURY STRIP	03/20/2009	30,215.50	.000	02/15/2022	50,000.00	3.940	1600
912833LG3	190955	2000	US TREASURY STRIP	03/30/2009	61,343.00	.000	02/15/2022	100,000.00	3.830	1600
912833LG3	191121	2000	US TREASURY STRIP	04/13/2009	3,150.00	.000	02/15/2022	5,000.00	3.630	1600
912833LG3	191209	2000	US TREASURY STRIP	04/16/2009	30,285.00	.000	02/15/2022	50,000.00	3.945	1600
912833LG3	191859	2000	US TREASURY STRIP	04/24/2009	30,550.00	.000	02/15/2022	50,000.00	3.882	1600
912833LG3	194856	2000	US TREASURY STRIP	02/08/2010	59,477.00	.000	02/15/2022	100,000.00	4.370	1600
912833LG3	195182	2000	US TREASURY STRIP	03/03/2010	29,884.50	.000	02/15/2022	50,000.00	4.352	1600
912833LG3	195389	2000	US TREASURY STRIP	03/12/2010	59,529.00	.000	02/15/2022	100,000.00	4.395	1600
912833LG3	195858	2000	US TREASURY STRIP	04/08/2010	29,343.00	.000	02/15/2022	50,000.00	4.546	1600
912833LG3	196883	2000	US TREASURY STRIP	04/30/2010	30,279.50	.000	02/15/2022	50,000.00	4.298	1600
912833LG3	203857	2000	US TREASURY STRIP	02/28/2011	32,524.00	.000	02/15/2022	50,000.00	3.961	1600
912833LG3	204504	2000	US TREASURY STRIP	04/12/2011	64,668.00	.000	02/15/2022	100,000.00	4.060	1600
912833LG3	205417	2000	US TREASURY STRIP	05/05/2011	66,786.00	.000	02/15/2022	100,000.00	3.779	1600
912833LG3	208700	2000	US TREASURY STRIP	02/16/2012	40,576.00	.000	02/15/2022	50,000.00	2.100	1600
912833LG3	208871	2000	US TREASURY STRIP	03/05/2012	81,320.00	.000	02/15/2022	100,000.00	2.089	1600
912833LG3	209010	2000	US TREASURY STRIP	03/19/2012	39,357.00	.000	02/15/2022	50,000.00	2.430	1600
912833LG3	209135	2000	US TREASURY STRIP	04/05/2012	39,816.50	.000	02/15/2022	50,000.00	2.323	1600
912833LG3	209927	2000	US TREASURY STRIP	04/30/2012	40,591.00	.000	02/15/2022	50,000.00	2.140	1600
912833LG3	213284	2000	US TREASURY STRIP	03/25/2013	42,445.50	.000	02/15/2022	50,000.00	1.850	1600



Run Date: 10/11/2017 8:00:52 AM

Investments Outstanding As Of Date: 9/29/2017

INVENTORY BY MATURITY REPORT

CUSIP	Investment #	Fund	Issuer	Purchase Date	Current Book	Current Rate	Maturity Date	Current Par	YTM	Days to Maturity
912833LG3	213359	2000	US TREASURY STRIP	03/28/2013	85,091.00	.000	02/15/2022	100,000.00	1.825	1600
912833LG3	213436	2000	US TREASURY STRIP	04/04/2013	42,901.50	.000	02/15/2022	50,000.00	1.734	1600
912833LG3	213503	2000	US TREASURY STRIP	04/12/2013	86,609.00	.000	02/15/2022	100,000.00	1.632	1600
912833LG3	214254	2000	US TREASURY STRIP	05/02/2013	87,156.00	.000	02/15/2022	100,000.00	1.570	1600
912833LG3	216909	2000	US TREASURY STRIP	03/21/2014	205,575.00	.000	02/15/2022	250,000.00	2.490	1600
912833LG3	220874	2000	US TREASURY STRIP	02/13/2015	35,134.40	.000	02/15/2022	40,000.00	1.860	1600
912833LG3	222348	2000	US TREASURY STRIP	04/30/2015	35,533.60	.000	02/15/2022	40,000.00	1.750	1600
912833LG3	225730	2000	USTREASURYSTRIP	03/17/2016	36,140.00	.000	02/15/2022	40,000.00	1.723	1600
912833LG3	225757	2000	USTREASURYSTRIP	03/17/2016	16,491.79	.000	02/15/2022	18,250.00	1.720	1600
912833LG3	229650	2000	S 0 02-15-22	02/24/2017	46,982.52	.000	02/15/2022	52,000.00	2.050	1600
912833LG3	230016	2000	S 0 02-15-22	03/24/2017	361,420.00	.000	02/15/2022	400,000.00	2.082	1600
912833LG3	230130	2000	S 0 02-15-22	03/30/2017	226,605.00	.000	02/15/2022	250,000.00	2.023	1600
912833LG3	230235	2000	S 0 02-15-22	04/06/2017	45,476.50	.000	02/15/2022	50,000.00	1.960	1600
912833LG3	230352	2000	S 0 02-15-22	04/17/2017	36,463.60	.000	02/15/2022	40,000.00	1.925	1600
912833LG3	230987	2000	S 0 02-15-22	04/28/2017	228,192.50	.000	02/15/2022	250,000.00	1.910	1600
3130ABVW3	233278	1010	FHLB 2 02-16-22	08/16/2017	7,020,000.00	2.000	02/16/2022	7,020,000.00	2.000	1601
3130AAUY2	229673	1010	FHLB 1 1-4 02-28-22	02/28/2017	10,000,000.00	1.250	02/28/2022	10,000,000.00	1.250	1613
912828J43	229757	1020	T 1 3-4 02-28-22	03/02/2017	9,872,330.00	1.750	02/28/2022	10,000,000.00	2.020	1613
3134GBD74	233523	1010	FHLMC 2 02-28-22 0005	08/29/2017	7,000,000.00	2.000	02/28/2022	7,000,000.00	2.000	1613
3136G4LR2	233568	1010	FNMA 2.06 02-28-22	09/01/2017	10,035,100.00	2.060	02/28/2022	10,000,000.00	1.978	1613
478160CD4	229772	1030	JNJ 2 1-4 03-03-22	03/06/2017	9,974,600.00	2.250	03/03/2022	10,000,000.00	2.304	1616
3133EHYQ0	233615	1010	FFCB 1.95 03-14-22	09/14/2017	10,000,000.00	1.950	03/14/2022	10,000,000.00	1.950	1627
3134A4BV5	178685	2000	FHLMC STRIP	10/31/2006	2,080,702.26	.000	03/15/2022	4,602,000.00	5.231	1628
3134GBJ45	233700	1010	FHLMC 2 03-29-22 0003	09/29/2017	9,998,000.00	2.000	03/29/2022	10,000,000.00	2.005	1642
912828W89	231009	1020	T 1 7-8 03-31-22	04/27/2017	10,007,031.25	1.875	03/31/2022	10,000,000.00	1.860	1644
912828W89	231248	1020	T 1 7-8 03-31-22	05/05/2017	10,000,000.00	1.875	03/31/2022	10,000,000.00	1.875	1644
912828J76	233314	1020	T 1 3-4 03-31-22	08/09/2017	19,959,375.00	1.750	03/31/2022	20,000,000.00	1.796	1644
46513XGT1	230154	1010	ISRAEL BOND	04/03/2017	7,500,000.00	3.500	04/01/2022	7,500,000.00	3.500	1645
46513XHT0	230155	1010	ISRAEL FLOATING RATE BOND	04/03/2017	7,500,000.00	3.538	04/01/2022	7,500,000.00	3.538	1645
46513XBT6	230156	1010	ISRAEL BOND	04/03/2017	10,000,000.00	3.200	04/01/2022	10,000,000.00	3.200	1645
3134GBGJ5	230277	1010	FHLMC 1.1 04-27-22	04/27/2017	15,000,000.00	1.100	04/27/2022	15,000,000.00	1.100	1671
912828WZ9	233221	1020	T 1 3-4 04-30-22	07/27/2017	14,922,656.25	1.750	04/30/2022	15,000,000.00	1.863	1674
88059EHH0	178620	2000	TVA STRIP	10/25/2006	652,987.44	.000	05/01/2022	1,512,000.00	5.484	1675



Run Date: 10/11/2017 8:00:52 AM

Investments Outstanding As Of Date: 9/29/2017

INVENTORY BY MATURITY REPORT

CUSIP	Investment #	Fund	Issuer	Purchase Date	Current Book	Current Rate	Maturity Date	Current Par	YTM	Days to Maturity
88059EHH0	179128	2000	TVA STRIP	12/04/2006	330,466.68	.000	05/01/2022	718,000.00	5.100	1675
3134GBLX8	231106	1010	FHLMC 1 1-2 05-10-22	05/10/2017	9,997,500.00	1.500	05/10/2022	10,000,000.00	1.505	1684
037833CQ1	231272	1030	AAPL 2.3 05-11-22	05/11/2017	4,997,650.00	2.300	05/11/2022	5,000,000.00	2.310	1685
912833LH1	181168	2000	US TREASURY STRIP	05/31/2007	23,210.00	.000	05/15/2022	50,000.00	5.198	1689
912833LH1	181416	2000	US TREASURY STRIP	06/26/2007	22,522.00	.000	05/15/2022	50,000.00	5.430	1689
912833LH1	181557	2000	US TREASURY STRIP	07/06/2007	22,978.50	.000	05/15/2022	50,000.00	5.301	1689
912833LH1	181863	2000	US TREASURY STRIP	07/30/2007	46,659.00	.000	05/15/2022	100,000.00	5.220	1689
912833LH1	186335	2010	US TREASURY STRIP	05/22/2008	3,945,766.10	.000	05/15/2022	7,538,000.00	4.684	1689
912833LH1	186421	2000	US TREASURY STRIP	05/27/2008	26,382.50	.000	05/15/2022	50,000.00	4.630	1689
912833LH1	186666	2000	US TREASURY STRIP	06/09/2008	14,231.00	.000	05/15/2022	25,000.00	4.085	1689
912833LH1	187229	2000	US TREASURY STRIP	07/11/2008	5,315.50	.000	05/15/2022	10,000.00	4.617	1689
912833LH1	192217	2000	US TREASURY STRIP	05/13/2009	85,515.00	.000	05/15/2022	150,000.00	4.368	1689
912833LH1	193236	2000	US TREASURY STRIP	08/18/2009	28,103.67	.000	05/15/2022	50,000.00	4.573	1689
912833LH1	197101	2000	US TREASURY STRIP	05/11/2010	186,893.17	.000	05/15/2022	306,000.00	4.147	1689
912833LH1	197196	2000	US TREASURY STRIP	05/14/2010	15,253.25	.000	05/15/2022	25,000.00	4.159	1689
912833LH1	198376	2000	US TREASURY STRIP	06/30/2010	32,457.50	.000	05/15/2022	50,000.00	3.672	1689
912833LH1	198702	2000	US TREASURY STRIP	07/13/2010	64,500.00	.000	05/15/2022	100,000.00	3.738	1689
912833LH1	205476	2000	US TREASURY STRIP	05/09/2011	66,326.00	.000	05/15/2022	100,000.00	3.762	1689
912833LH1	206121	2000	US TREASURY STRIP	06/13/2011	68,827.00	.000	05/15/2022	100,000.00	3.450	1689
912833LH1	206333	2000	US TREASURY STRIP	06/23/2011	34,390.50	.000	05/15/2022	50,000.00	3.465	1689
912833LH1	206373	2000	US TREASURY STRIP	06/27/2011	34,353.50	.000	05/15/2022	50,000.00	3.479	1689
912833LH1	210180	2000	US TREASURY STRIP	05/16/2012	41,028.50	.000	05/15/2022	50,000.00	1.988	1689
912833LH1	210395	2000	US TREASURY STRIP	06/06/2012	42,642.00	.000	05/15/2022	50,000.00	1.608	1689
912833LH1	210601	2000	US TREASURY STRIP	06/25/2012	41,952.50	.000	05/15/2022	50,000.00	1.783	1689
912833LH1	214705	2000	US TREASURY STRIP	06/17/2013	41,361.50	.000	05/15/2022	50,000.00	2.140	1689
912833LH1	218184	2000	US TREASURY STRIP	06/26/2014	41,232.00	.000	05/15/2022	50,000.00	2.460	1689
912833LH1	218210	2000	US TREASURY STRIP	06/27/2014	41,138.50	.000	05/15/2022	50,000.00	2.490	1689
912833LH1	218580	2000	US TREASURY STRIP	07/31/2014	41,615.50	.000	05/15/2022	50,000.00	2.370	1689
912833LH1	222624	2000	US TREASURY STRIP	05/21/2015	217,085.00	.000	05/15/2022	250,000.00	2.032	1689
912833LH1	226887	2000	US TREASURY STRI ZERO-% 5	05/26/2016	109,060.80	.000	05/15/2022	120,000.00	1.608	1689
912833LH1	227314	2000	US TREASURY STRI ZERO-% 5	07/15/2016	46,507.50	.000	05/15/2022	50,000.00	1.245	1689
912833LH1	227498	2000	US TREASURY STRI ZERO-% 5	07/29/2016	37,063.20	.000	05/15/2022	40,000.00	1.320	1689
912833LH1	227669	2000	US TREASURY STRI ZERO-% 5	08/12/2016	92,731.00	.000	05/15/2022	100,000.00	1.315	1689



Run Date: 10/11/2017 8:00:52 AM

Investments Outstanding As Of Date: 9/29/2017

INVENTORY BY MATURITY REPORT

CUSIP	Investment #	Fund	Issuer	Purchase Date	Current Book	Current Rate	Maturity Date	Current Par	YTM	Days to Maturity
912833LH1	231304	2000	S 0 05-15-22	05/11/2017	36,169.60	.000	05/15/2022	40,000.00	2.019	1689
912833LH1	231587	2000	S 0 05-15-22	06/02/2017	36,460.80	.000	05/15/2022	40,000.00	1.880	1689
3134GBNE8	231149	1010	FHLMC 1.1 05-16-22	05/16/2017	15,000,000.00	1.100	05/16/2022	15,000,000.00	1.100	1690
3134GBNA6	231332	1010	FHLMC 2.05 05-25-22 0000	05/25/2017	9,982,500.00	2.050	05/25/2022	10,000,000.00	2.087	1699
912828XR6	231877	1020	T 1 3-4 05-31-22	06/28/2017	9,979,687.50	1.750	05/31/2022	10,000,000.00	1.793	1705
3134GBUT7	231682	1010	FHLMC 1.2 06-22-22	06/22/2017	15,000,000.00	1.200	06/22/2022	15,000,000.00	1.200	1727
3134GBTS1	231702	1010	FHLMC 2 1-8 06-29-22	06/29/2017	6,250,000.00	2.125	06/29/2022	6,250,000.00	2.125	1734
3134GBTS1	231829	1010	FHLMC 2 1-8 06-29-22	06/29/2017	10,000,000.00	2.125	06/29/2022	10,000,000.00	2.125	1734
912828XW5	231908	1020	T 1 3-4 06-30-22	06/30/2017	9,959,375.00	1.750	06/30/2022	10,000,000.00	1.835	1735
912828XW5	233003	1020	T 1 3-4 06-30-22	07/05/2017	9,930,468.75	1.750	06/30/2022	10,000,000.00	1.897	1735
9128282P4	233835	1020	T 1 7-8 07-31-22	09/28/2017	9,985,156.25	1.875	07/31/2022	10,000,000.00	1.907	1766
742718EU9	233340	1030	PG 2.15 08-11-22	08/15/2017	10,015,100.00	2.150	08/11/2022	10,000,000.00	2.118	1777
912833LJ7	178334	2000	US TREASURY STRIP	10/04/2006	23,197.50	.000	08/15/2022	50,000.00	4.900	1781
912833LJ7	178588	2000	US TREASURY STRIP	10/26/2006	62,540.22	.000	08/15/2022	138,000.00	5.071	1781
912833LJ7	178998	2000	US TREASURY STRIP	11/28/2006	23,720.00	.000	08/15/2022	50,000.00	4.802	1781
912833LJ7	182222	2000	US TREASURY STRIP	08/28/2007	47,341.00	.000	08/15/2022	100,000.00	5.060	1781
912833LJ7	182553	2000	US TREASURY STRIP	09/25/2007	47,020.00	.000	08/15/2022	100,000.00	5.133	1781
912833LJ7	182758	2000	US TREASURY STRIP	10/05/2007	48,316.00	.000	08/15/2022	100,000.00	4.955	1781
912833LJ7	188069	2000	US TREASURY STRIP	09/15/2008	27,700.00	.000	08/15/2022	50,000.00	4.289	1781
912833LJ7	188164	2010	US TREASURY STRIP	09/22/2008	324,547.20	.000	08/15/2022	576,000.00	4.171	1781
912833LJ7	193255	2000	US TREASURY STRIP	08/18/2009	55,853.25	.000	08/15/2022	100,000.00	4.534	1781
912833LJ7	199562	2000	US TREASURY STRIP	08/13/2010	32,907.50	.000	08/15/2022	50,000.00	3.515	1781
912833LJ7	200625	2000	US TREASURY STRIP	09/24/2010	67,660.00	.000	08/15/2022	100,000.00	3.313	1781
912833LJ7	207492	2000	US TREASURY STRIP	09/23/2011	38,898.50	.000	08/15/2022	50,000.00	2.318	1781
912833LJ7	207862	2000	US TREASURY STRIP	10/31/2011	76,036.00	.000	08/15/2022	100,000.00	2.555	1781
912833LJ7	207915	2000	US TREASURY STRIP	11/03/2011	37,998.00	.000	08/15/2022	50,000.00	2.562	1781
912833LJ7	211241	2000	US TREASURY STRIP	08/17/2012	41,780.50	.000	08/15/2022	50,000.00	1.805	1781
912833LJ7	211301	2000	US TREASURY STRIP	08/22/2012	82,580.00	.000	08/15/2022	100,000.00	1.927	1781
912833LJ7	215296	2000	US TREASURY STRIP	08/16/2013	39,420.00	.000	08/15/2022	50,000.00	2.660	1781
912833LJ7	215619	2000	US TREASURY STRIP	09/26/2013	39,489.50	.000	08/15/2022	50,000.00	2.673	1781
912833LJ7	215883	2000	US TREASURY STRIP	11/01/2013	80,560.00	.000	08/15/2022	100,000.00	2.475	1781
912833LJ7	218838	2000	US TREASURY STRIP	08/28/2014	332,868.00	.000	08/15/2022	400,000.00	2.320	1781
912833LJ7	219030	2000	US TREASURY STRIP	09/18/2014	82,300.00	.000	08/15/2022	100,000.00	2.479	1781



Run Date: 10/11/2017 8:00:52 AM

Investments Outstanding As Of Date: 9/29/2017

INVENTORY BY MATURITY REPORT

CUSIP	Investment #	Fund	Issuer	Purchase Date	Current Book	Current Rate	Maturity Date	Current Par	YTM	Days to Maturity
912833LJ7	219291	2000	US TREASURY STRIP	10/17/2014	33,925.60	.000	08/15/2022	40,000.00	2.115	1781
912833LJ7	224330	2000	USTREASURYSTRIP	10/08/2015	88,473.00	.000	08/15/2022	100,000.00	1.795	1781
912833LJ7	224484	2000	USTREASURYSTRIP	10/22/2015	88,325.00	.000	08/15/2022	100,000.00	1.830	1781
912833LJ7	224553	2000	USTREASURYSTRIP	10/29/2015	35,230.00	.000	08/15/2022	40,000.00	1.877	1781
912833LJ7	228090	2000	US TREASURY STRI ZERO-% 8	09/23/2016	46,053.00	.000	08/15/2022	50,000.00	1.400	1781
912833LJ7	228286	2000	US TREASURY STRI ZERO-% 8	10/14/2016	229,382.50	.000	08/15/2022	250,000.00	1.480	1781
3130ACBU7	233457	1010	FHLB 1.3 08-26-22	08/30/2017	15,000,000.00	1.300	08/26/2022	15,000,000.00	1.300	1792
9128282S8	233680	1020	T 1 5-8 08-31-22	09/15/2017	9,925,000.00	1.625	08/31/2022	10,000,000.00	1.784	1797
3130ACC51	233538	1010	FHLB 2.05 09-01-22	09/01/2017	10,000,000.00	2.050	09/01/2022	10,000,000.00	2.050	1798
3130ACCA0	233478	1010	FHLB 1.3 09-07-22	09/07/2017	15,000,000.00	1.300	09/07/2022	15,000,000.00	1.300	1804
44932HAC7	233601	1030	IBM 2.2 09-08-22	09/08/2017	5,007,950.00	2.200	09/08/2022	5,000,000.00	2.166	1805
3134A4BW3	178619	2000	FHLMC STRIP	10/25/2006	928,044.36	.000	09/15/2022	2,166,000.00	5.406	1812
3130ACCY8	233585	1010	FHLB 2 09-15-22	09/15/2017	10,000,000.00	2.000	09/15/2022	10,000,000.00	2.000	1812
589331AT4	233710	1030	MRK 2.4 09-15-22	09/20/2017	5,895,810.80	2.400	09/15/2022	5,819,000.00	2.120	1812
3134GBK84	233701	1010	FHLMC 2 09-27-22 0000	09/27/2017	12,600,000.00	2.000	09/27/2022	12,600,000.00	2.000	1824
3130ACET7	233650	1010	FHLB 1.3 09-29-22	09/29/2017	15,000,000.00	1.300	09/29/2022	15,000,000.00	1.300	1826
88059EHJ6	50860	2000	TVA STRIP	04/13/1998	3,264,977.32	.000	11/01/2022	14,828,000.00	6.260	1859
912833LK4	179296	2000	US TREASURY STRIP	12/18/2006	117,020.00	.000	11/15/2022	250,000.00	4.829	1873
912833LK4	183732	2000	US TREASURY STRIP	12/05/2007	25,535.00	.000	11/15/2022	50,000.00	4.547	1873
912833LK4	183939	2000	US TREASURY STRIP	12/19/2007	48,809.00	.000	11/15/2022	100,000.00	4.870	1873
912833LK4	184229	2000	US TREASURY STRIP	01/10/2008	77,070.00	.000	11/15/2022	150,000.00	4.536	1873
912833LK4	189216	2000	US TREASURY STRIP	11/21/2008	52,153.00	.000	11/15/2022	100,000.00	4.710	1873
912833LK4	189262	2000	US TREASURY STRIP	11/21/2008	2,850.00	.000	11/15/2022	5,000.00	4.061	1873
912833LK4	189961	2000	US TREASURY STRIP	01/12/2009	149,395.00	.000	11/15/2022	250,000.00	3.755	1873
912833LK4	190249	2000	US TREASURY STRIP	02/04/2009	56,864.00	.000	11/15/2022	100,000.00	4.140	1873
912833LK4	194195	2000	US TREASURY STRIP	11/24/2009	58,187.00	.000	11/15/2022	100,000.00	4.217	1873
912833LK4	194728	2000	US TREASURY STRIP	01/28/2010	28,850.50	.000	11/15/2022	50,000.00	4.344	1873
912833LK4	201934	2000	US TREASURY STRIP	11/17/2010	33,330.00	.000	11/15/2022	50,000.00	3.410	1873
912833LK4	202149	2000	US TREASURY STRIP	11/24/2010	32,553.00	.000	11/15/2022	50,000.00	3.616	1873
912833LK4	203389	2000	US TREASURY STRIP	01/31/2011	62,330.00	.000	11/15/2022	100,000.00	4.051	1873
912833LK4	212191	2000	US TREASURY STRIP	11/30/2012	126,030.00	.000	11/15/2022	150,000.00	1.756	1873
912833LK4	212335	2000	US TREASURY STRIP	12/13/2012	295,326.50	.000	11/15/2022	350,000.00	1.719	1873
912833LK4	212650	2000	US TREASURY STRIP	01/17/2013	41,372.00	.000	11/15/2022	50,000.00	1.937	1873



Run Date: 10/11/2017 8:00:52 AM

Investments Outstanding As Of Date: 9/29/2017

INVENTORY BY MATURITY REPORT

CUSIP	Investment #	Fund	Issuer	Purchase Date	Current Book	Current Rate	Maturity Date	Current Par	YTM	Days to Maturity
912833LK4	216070	2000	US TREASURY STRIP	11/21/2013	39,487.00	.000	11/15/2022	50,000.00	2.645	1873
912833LK4	216415	2000	US TREASURY STRIP	01/09/2014	77,212.00	.000	11/15/2022	100,000.00	2.944	1873
912833LK4	219692	2000	US TREASURY STRIP	11/20/2014	208,682.50	.000	11/15/2022	250,000.00	2.275	1873
912833LK4	220245	2000	US TREASURY STRIP	01/09/2015	43,204.50	.000	11/15/2022	50,000.00	1.870	1873
912833LK4	220347	2000	US TREASURY STRIP	01/20/2015	86,821.00	.000	11/15/2022	100,000.00	1.816	1873
912833LK4	220433	2000	US TREASURY STRIP	01/26/2015	87,629.00	.000	11/15/2022	100,000.00	1.700	1873
912833LK4	220454	2000	US TREASURY STRIP	01/26/2015	43,755.00	.000	11/15/2022	50,000.00	1.718	1873
912833LK4	220473	2000	US TREASURY STRIP	01/26/2015	35,002.80	.000	11/15/2022	40,000.00	1.718	1873
912833LK4	220502	2000	US TREASURY STRIP	01/27/2015	218,745.00	.000	11/15/2022	250,000.00	1.720	1873
912833LK4	220606	2000	US TREASURY STRIP	01/29/2015	218,097.50	.000	11/15/2022	250,000.00	1.760	1873
912833LK4	225015	2000	USTREASURYSTRI	12/24/2015	216,370.00	.000	11/15/2022	250,000.00	2.107	1873
912833LK4	225342	2000	USTREASURYSTRI	02/04/2016	88,675.00	.000	11/15/2022	100,000.00	1.781	1873
912833LK4	228571	2000	US TREASURY STRI ZERO-% 1	11/14/2016	17,303.68	.000	11/15/2022	19,000.00	1.564	1873
912833LK4	229108	2000	S 0 11-15-22	01/12/2017	17,652.00	.000	11/15/2022	20,000.00	2.150	1873
912833LK4	229110	2000	S 0 11-15-22	01/12/2017	17,652.00	.000	11/15/2022	20,000.00	2.150	1873
912833LK4	229271	2000	S 0 11-15-22	01/26/2017	220,705.00	.000	11/15/2022	250,000.00	2.160	1873
912833LK4	229397	2000	S 0 11-15-22	02/02/2017	35,246.80	.000	11/15/2022	40,000.00	2.200	1873
31359YCM7	173957	2000	FNMA STRIP	12/13/2005	130,752.99	.000	01/15/2023	317,000.00	5.250	1934
88059ENC4	179702	2000	TVA STRIP	01/31/2007	63,690.00	.000	01/15/2023	150,000.00	5.441	1934
31358CZ90	143510	2000	FNMA STRIP	08/10/2000	471,386.65	.000	02/07/2023	2,135,000.00	6.830	1957
313490CK8	49399	2000	FED JUDICIARY	03/30/1998	716,040.00	.000	02/15/2023	3,400,000.00	6.362	1965
912833LL2	180370	2000	US TREASURY STRIP	04/03/2007	22,905.50	.000	02/15/2023	50,000.00	4.980	1965
912833LL2	180522	2000	US TREASURY STRIP	04/12/2007	45,059.00	.000	02/15/2023	100,000.00	5.095	1965
912833LL2	180738	2000	US TREASURY STRIP	04/30/2007	46,014.00	.000	02/15/2023	100,000.00	4.975	1965
912833LL2	184840	2000	US TREASURY STRIP	02/28/2008	4,939.02	.000	02/15/2023	10,000.00	4.770	1965
912833LL2	185230	2000	US TREASURY STRIP	03/27/2008	5,210.00	.000	02/15/2023	10,000.00	4.428	1965
912833LL2	185273	2000	US TREASURY STRIP	03/28/2008	25,818.50	.000	02/15/2023	50,000.00	4.490	1965
912833LL2	185599	2000	US TREASURY STRIP	04/16/2008	26,218.00	.000	02/15/2023	50,000.00	4.400	1965
912833LL2	185618	2000	US TREASURY STRIP	04/16/2008	5,260.00	.000	02/15/2023	10,000.00	4.379	1965
912833LL2	185885	2000	US TREASURY STRIP	04/28/2008	12,570.50	.000	02/15/2023	25,000.00	4.700	1965
912833LL2	190599	2000	US TREASURY STRIP	02/27/2009	28,794.50	.000	02/15/2023	50,000.00	3.990	1965
912833LL2	190830	2000	US TREASURY STRIP	03/20/2009	28,901.50	.000	02/15/2023	50,000.00	3.980	1965
912833LL2	190956	2000	US TREASURY STRIP	03/30/2009	59,081.00	.000	02/15/2023	100,000.00	3.827	1965





Run Date: 10/11/2017 8:00:52 AM

Investments Outstanding As Of Date: 9/29/2017

INVENTORY BY MATURITY REPORT

CUSIP	Investment #	Fund	Issuer	Purchase Date	Current Book	Current Rate	Maturity Date	Current Par	YTM	Days to Maturity
912833LL2	191122	2000	US TREASURY STRIP	04/13/2009	3,000.00	.000	02/15/2023	5,000.00	3.725	1965
912803BB8	191213	2000	US TREASURY STRIP (P)	04/16/2009	29,076.50	.000	02/15/2023	50,000.00	3.957	1965
912803BB8	191860	2000	US TREASURY STRIP (P)	04/24/2009	29,230.00	.000	02/15/2023	50,000.00	3.925	1965
912833LL2	194858	2000	US TREASURY STRIP	02/08/2010	56,026.00	.000	02/15/2023	100,000.00	4.500	1965
912833LL2	195183	2000	US TREASURY STRIP	03/03/2010	28,166.50	.000	02/15/2023	50,000.00	4.479	1965
912833LL2	195390	2000	US TREASURY STRIP	03/12/2010	56,065.00	.000	02/15/2023	100,000.00	4.525	1965
912833LL2	195859	2000	US TREASURY STRIP	04/08/2010	27,596.50	.000	02/15/2023	50,000.00	4.677	1965
912833LL2	196884	2000	US TREASURY STRIP	04/30/2010	28,595.50	.000	02/15/2023	50,000.00	4.415	1965
912833LL2	203858	2000	US TREASURY STRIP	02/28/2011	30,677.50	.000	02/15/2023	50,000.00	4.125	1965
912833LL2	204505	2000	US TREASURY STRIP	04/12/2011	60,977.00	.000	02/15/2023	100,000.00	4.220	1965
912833LL2	205418	2000	US TREASURY STRIP	05/05/2011	63,064.00	.000	02/15/2023	100,000.00	3.952	1965
912833LL2	208701	2000	US TREASURY STRIP	02/16/2012	38,882.00	.000	02/15/2023	50,000.00	2.300	1965
912833LL2	208872	2000	US TREASURY STRIP	03/05/2012	78,016.00	.000	02/15/2023	100,000.00	2.281	1965
912833LL2	209011	2000	US TREASURY STRIP	03/19/2012	37,599.00	.000	02/15/2023	50,000.00	2.630	1965
912833LL2	209136	2000	US TREASURY STRIP	04/05/2012	38,044.00	.000	02/15/2023	50,000.00	2.532	1965
912833LL2	209928	2000	US TREASURY STRIP	04/30/2012	39,096.50	.000	02/15/2023	50,000.00	2.292	1965
912833LL2	213288	2000	US TREASURY STRIP	03/25/2013	40,822.50	.000	02/15/2023	50,000.00	2.060	1965
912833LL2	213360	2000	US TREASURY STRIP	03/28/2013	81,786.00	.000	02/15/2023	100,000.00	2.044	1965
912833LL2	213437	2000	US TREASURY STRIP	04/04/2013	41,317.50	.000	02/15/2023	50,000.00	1.942	1965
912833LL2	213504	2000	US TREASURY STRIP	04/12/2013	83,508.00	.000	02/15/2023	100,000.00	1.839	1965
912833LL2	214255	2000	US TREASURY STRIP	05/02/2013	84,236.00	.000	02/15/2023	100,000.00	1.760	1965
912833LL2	216910	2000	US TREASURY STRIP	03/21/2014	197,055.00	.000	02/15/2023	250,000.00	2.690	1965
912833LL2	220875	2000	US TREASURY STRIP	02/13/2015	34,244.80	.000	02/15/2023	40,000.00	1.950	1965
912833LL2	222349	2000	US TREASURY STRIP	04/30/2015	34,650.80	.000	02/15/2023	40,000.00	1.850	1965
912833LL2	225732	2000	USTREASURYSTRIP	03/17/2016	35,260.80	.000	02/15/2023	40,000.00	1.832	1965
912833LL2	225759	2000	USTREASURYSTRIP	03/17/2016	16,089.93	.000	02/15/2023	18,250.00	1.830	1965
912833LL2	229651	2000	S 0 02-15-23	02/24/2017	45,627.40	.000	02/15/2023	52,000.00	2.200	1965
912833LL2	230017	2000	S 0 02-15-23	03/24/2017	350,920.00	.000	02/15/2023	400,000.00	2.232	1965
912833LL2	230131	2000	S 0 02-15-23	03/30/2017	220,037.50	.000	02/15/2023	250,000.00	2.183	1965
912833LL2	230237	2000	S 0 02-15-23	04/06/2017	44,186.00	.000	02/15/2023	50,000.00	2.120	1965
912833LL2	230353	2000	S 0 02-15-23	04/17/2017	35,463.20	.000	02/15/2023	40,000.00	2.075	1965
912833LL2	230988	2000	S 0 02-15-23	04/28/2017	221,975.00	.000	02/15/2023	250,000.00	2.060	1965
912833LN8	181169	2000	US TREASURY STRIP	05/31/2007	22,092.00	.000	05/15/2023	50,000.00	5.185	2054



Run Date: 10/11/2017 8:00:52 AM

Investments Outstanding As Of Date: 9/29/2017

INVENTORY BY MATURITY REPORT

CUSIP	Investment #	Fund	Issuer	Purchase Date	Current Book	Current Rate	Maturity Date	Current Par	YTM	Days to Maturity
912833LN8	181417	2000	US TREASURY STRIP	06/26/2007	21,380.50	.000	05/15/2023	50,000.00	5.420	2054
912833LN8	181558	2000	US TREASURY STRIP	07/06/2007	21,843.00	.000	05/15/2023	50,000.00	5.291	2054
912833LN8	181864	2000	US TREASURY STRIP	07/30/2007	44,452.00	.000	05/15/2023	100,000.00	5.200	2054
912833LN8	186336	2010	US TREASURY STRIP	05/22/2008	3,749,099.68	.000	05/15/2023	7,538,000.00	4.717	2054
912833LN8	186422	2000	US TREASURY STRIP	05/27/2008	25,055.00	.000	05/15/2023	50,000.00	4.670	2054
912833LN8	186667	2000	US TREASURY STRIP	06/09/2008	13,580.25	.000	05/15/2023	25,000.00	4.129	2054
912833LN8	187230	2000	US TREASURY STRIP	07/11/2008	5,062.10	.000	05/15/2023	10,000.00	4.639	2054
912833LN8	192218	2000	US TREASURY STRIP	05/13/2009	81,210.00	.000	05/15/2023	150,000.00	4.429	2054
912833LN8	193237	2000	US TREASURY STRIP	08/18/2009	26,764.00	.000	05/15/2023	50,000.00	4.600	2054
912833LN8	197102	2000	US TREASURY STRIP	05/11/2010	177,569.35	.000	05/15/2023	306,000.00	4.227	2054
912833LN8	197197	2000	US TREASURY STRIP	05/14/2010	14,466.00	.000	05/15/2023	25,000.00	4.252	2054
912833LN8	198377	2000	US TREASURY STRIP	06/30/2010	30,733.00	.000	05/15/2023	50,000.00	3.816	2054
912833LN8	198704	2000	US TREASURY STRIP	07/13/2010	61,200.00	.000	05/15/2023	100,000.00	3.861	2054
912833LN8	205477	2000	US TREASURY STRIP	05/09/2011	62,720.00	.000	05/15/2023	100,000.00	3.920	2054
912833LN8	206122	2000	US TREASURY STRIP	06/13/2011	64,973.00	.000	05/15/2023	100,000.00	3.650	2054
912833LN8	206332	2000	US TREASURY STRIP	06/23/2011	32,480.50	.000	05/15/2023	50,000.00	3.660	2054
912833LN8	206374	2000	US TREASURY STRIP	06/27/2011	32,419.50	.000	05/15/2023	50,000.00	3.679	2054
912833LN8	210181	2000	US TREASURY STRIP	05/16/2012	39,408.00	.000	05/15/2023	50,000.00	2.176	2054
912833LN8	210396	2000	US TREASURY STRIP	06/06/2012	41,171.50	.000	05/15/2023	50,000.00	1.784	2054
912833LN8	210602	2000	US TREASURY STRIP	06/25/2012	40,402.50	.000	05/15/2023	50,000.00	1.967	2054
912833LN8	214706	2000	US TREASURY STRIP	06/17/2013	39,743.50	.000	05/15/2023	50,000.00	2.330	2054
912833LN8	218185	2000	US TREASURY STRIP	06/26/2014	39,605.50	.000	05/15/2023	50,000.00	2.640	2054
912833LN8	218211	2000	US TREASURY STRIP	06/27/2014	39,528.50	.000	05/15/2023	50,000.00	2.663	2054
912833LN8	218581	2000	US TREASURY STRIP	07/31/2014	40,155.00	.000	05/15/2023	50,000.00	2.510	2054
912833LN8	222626	2000	US TREASURY STRIP	05/21/2015	210,577.50	.000	05/15/2023	250,000.00	2.161	2054
912833LN8	226888	2000	US TREASURY STRI ZERO-% 5	05/26/2016	106,412.40	.000	05/15/2023	120,000.00	1.732	2054
912833LN8	227315	2000	US TREASURY STRI ZERO-% 5	07/15/2016	45,576.50	.000	05/15/2023	50,000.00	1.360	2054
912833LN8	227499	2000	US TREASURY STRI ZERO-% 5	07/29/2016	36,246.80	.000	05/15/2023	40,000.00	1.455	2054
912833LN8	227670	2000	US TREASURY STRI ZERO-% 5	08/12/2016	90,637.00	.000	05/15/2023	100,000.00	1.460	2054
912833LN8	231305	2000	S 0 05-15-23	05/11/2017	35,162.40	.000	05/15/2023	40,000.00	2.156	2054
912833LN8	231589	2000	S 0 05-15-23	06/02/2017	35,522.00	.000	05/15/2023	40,000.00	2.005	2054
3134A4NB6	158997	2000	FHLMC STRIP	01/23/2003	1,006,230.00	.000	07/15/2023	3,400,000.00	6.035	2115
31358C2A3	108978	2000	FNMA STRIP	06/28/1999	591,450.00	.000	08/07/2023	3,000,000.00	6.849	2138



Run Date: 10/11/2017 8:00:52 AM

Investments Outstanding As Of Date: 9/29/2017

INVENTORY BY MATURITY REPORT

CUSIP	Investment #	Fund	Issuer	Purchase Date	Current Book	Current Rate	Maturity Date	Current Par	YTM	Days to Maturity
912833LMO	178335	2000	US TREASURY STRIP	10/04/2006	22,029.00	.000	08/15/2023	50,000.00	4.920	2146
912833LMO	178589	2000	US TREASURY STRIP	10/26/2006	59,534.58	.000	08/15/2023	138,000.00	5.066	2146
912833LMO	178999	2000	US TREASURY STRIP	11/28/2006	22,591.50	.000	08/15/2023	50,000.00	4.810	2146
912833LMO	182223	2000	US TREASURY STRIP	08/28/2007	44,963.00	.000	08/15/2023	100,000.00	5.070	2146
912833LMO	182554	2000	US TREASURY STRIP	09/25/2007	44,750.00	.000	08/15/2023	100,000.00	5.125	2146
912833LMO	182759	2000	US TREASURY STRIP	10/05/2007	46,008.00	.000	08/15/2023	100,000.00	4.955	2146
912833LMO	188070	2000	US TREASURY STRIP	09/15/2008	26,175.00	.000	08/15/2023	50,000.00	4.387	2146
912833LMO	188165	2010	US TREASURY STRIP	09/22/2008	311,149.44	.000	08/15/2023	576,000.00	4.177	2146
912833LMO	193256	2000	US TREASURY STRIP	08/18/2009	53,283.25	.000	08/15/2023	100,000.00	4.550	2146
912833LMO	199563	2000	US TREASURY STRIP	08/13/2010	31,177.00	.000	08/15/2023	50,000.00	3.665	2146
912833LMO	200626	2000	US TREASURY STRIP	09/24/2010	64,220.00	.000	08/15/2023	100,000.00	3.465	2146
912833LMO	207493	2000	US TREASURY STRIP	09/23/2011	37,299.00	.000	08/15/2023	50,000.00	2.479	2146
912833LMO	207863	2000	US TREASURY STRIP	10/31/2011	72,805.00	.000	08/15/2023	100,000.00	2.710	2146
912833LMO	207916	2000	US TREASURY STRIP	11/03/2011	36,347.00	.000	08/15/2023	50,000.00	2.725	2146
912833LMO	211242	2000	US TREASURY STRIP	08/17/2012	40,209.00	.000	08/15/2023	50,000.00	1.992	2146
912833LMO	211302	2000	US TREASURY STRIP	08/22/2012	79,422.00	.000	08/15/2023	100,000.00	2.109	2146
912833LMO	215297	2000	US TREASURY STRIP	08/16/2013	37,531.00	.000	08/15/2023	50,000.00	2.890	2146
912833LMO	215620	2000	US TREASURY STRIP	09/26/2013	37,660.50	.000	08/15/2023	50,000.00	2.887	2146
912833LMO	215884	2000	US TREASURY STRIP	11/01/2013	77,061.00	.000	08/15/2023	100,000.00	2.680	2146
912833LMO	218839	2000	US TREASURY STRIP	08/28/2014	321,552.00	.000	08/15/2023	400,000.00	2.450	2146
912833LMO	219031	2000	US TREASURY STRIP	09/18/2014	79,200.00	.000	08/15/2023	100,000.00	2.635	2146
912833LMO	219292	2000	US TREASURY STRIP	10/17/2014	32,772.80	.000	08/15/2023	40,000.00	2.270	2146
912833LMO	224331	2000	USTREASURYSTRIP	10/08/2015	85,898.00	.000	08/15/2023	100,000.00	1.945	2146
912833LMO	224485	2000	USTREASURYSTRIP	10/22/2015	85,928.00	.000	08/15/2023	100,000.00	1.950	2146
912833LMO	224554	2000	USTREASURYSTRIP	10/29/2015	34,293.60	.000	08/15/2023	40,000.00	1.984	2146
912833LMO	228091	2000	US TREASURY STRI ZERO-% 8	09/23/2016	44,982.00	.000	08/15/2023	50,000.00	1.540	2146
912833LMO	228287	2000	US TREASURY STRI ZERO-% 8	10/14/2016	223,737.50	.000	08/15/2023	250,000.00	1.630	2146
88059EHL1	128969	2000	TVA STRIP	02/07/2000	470,668.03	.000	11/01/2023	2,401,000.00	6.986	2224
912833LP3	179297	2000	US TREASURY STRIP	12/18/2006	111,512.50	.000	11/15/2023	250,000.00	4.832	2238
912833LP3	179703	2000	US TREASURY STRIP	01/31/2007	64,126.50	.000	11/15/2023	150,000.00	5.127	2238
912833LP3	183733	2000	US TREASURY STRIP	12/05/2007	24,400.00	.000	11/15/2023	50,000.00	4.550	2238
912833LP3	183940	2000	US TREASURY STRIP	12/19/2007	46,516.00	.000	11/15/2023	100,000.00	4.870	2238
912833LP3	184230	2000	US TREASURY STRIP	01/10/2008	73,650.00	.000	11/15/2023	150,000.00	4.540	2238



Run Date: 10/11/2017 8:00:52 AM

Investments Outstanding As Of Date: 9/29/2017

INVENTORY BY MATURITY REPORT

CUSIP	Investment #	Fund	Issuer	Purchase Date	Current Book	Current Rate	Maturity Date	Current Par	YTM	Days to Maturity
912833LP3	189217	2000	US TREASURY STRIP	11/21/2008	50,589.00	.000	11/15/2023	100,000.00	4.600	2238
912833LP3	189263	2000	US TREASURY STRIP	11/21/2008	2,675.00	.000	11/15/2023	5,000.00	4.218	2238
912833LP3	189962	2000	US TREASURY STRIP	01/12/2009	143,260.00	.000	11/15/2023	250,000.00	3.787	2238
912833LP3	190250	2000	US TREASURY STRIP	02/04/2009	54,070.00	.000	11/15/2023	100,000.00	4.205	2238
912833LP3	194196	2000	US TREASURY STRIP	11/24/2009	55,012.00	.000	11/15/2023	100,000.00	4.322	2238
912833LP3	194729	2000	US TREASURY STRIP	01/28/2010	27,171.50	.000	11/15/2023	50,000.00	4.470	2238
912833LP3	201935	2000	US TREASURY STRIP	11/17/2010	31,369.50	.000	11/15/2023	50,000.00	3.620	2238
912833LP3	202150	2000	US TREASURY STRIP	11/24/2010	30,891.00	.000	11/15/2023	50,000.00	3.746	2238
912833LP3	203390	2000	US TREASURY STRIP	01/31/2011	58,735.00	.000	11/15/2023	100,000.00	4.205	2238
912833LP3	212192	2000	US TREASURY STRIP	11/30/2012	121,449.00	.000	11/15/2023	150,000.00	1.936	2238
912833LP3	212322	2000	US TREASURY STRIP	12/13/2012	284,469.50	.000	11/15/2023	350,000.00	1.907	2238
912833LP3	212651	2000	US TREASURY STRIP	01/17/2013	39,734.50	.000	11/15/2023	50,000.00	2.134	2238
912833LP3	216071	2000	US TREASURY STRIP	11/21/2013	37,675.50	.000	11/15/2023	50,000.00	2.855	2238
912833LP3	216416	2000	US TREASURY STRIP	01/09/2014	73,693.00	.000	11/15/2023	100,000.00	3.124	2238
912833LP3	219693	2000	US TREASURY STRIP	11/20/2014	201,742.50	.000	11/15/2023	250,000.00	2.401	2238
912833LP3	220246	2000	US TREASURY STRIP	01/09/2015	42,038.00	.000	11/15/2023	50,000.00	1.970	2238
912833LP3	220348	2000	US TREASURY STRIP	01/20/2015	84,363.00	.000	11/15/2023	100,000.00	1.938	2238
912833LP3	220434	2000	US TREASURY STRIP	01/26/2015	85,261.00	.000	11/15/2023	100,000.00	1.820	2238
912833LP3	220455	2000	US TREASURY STRIP	01/26/2015	42,547.00	.000	11/15/2023	50,000.00	1.842	2238
912833LP3	220474	2000	US TREASURY STRIP	01/26/2015	34,044.80	.000	11/15/2023	40,000.00	1.840	2238
912833LP3	220503	2000	US TREASURY STRIP	01/27/2015	212,790.00	.000	11/15/2023	250,000.00	1.840	2238
912833LP3	220607	2000	US TREASURY STRIP	01/29/2015	211,767.50	.000	11/15/2023	250,000.00	1.897	2238
912833LP3	225021	2000	USTREASURYSTRIP	12/24/2015	210,512.50	.000	11/15/2023	250,000.00	2.190	2238
912833LP3	225343	2000	USTREASURYSTRIP	02/04/2016	86,241.00	.000	11/15/2023	100,000.00	1.912	2238
912833LP3	228572	2000	US TREASURY STRI ZERO-% 1	11/14/2016	16,002.36	.000	11/15/2023	18,000.00	1.687	2238
912833LP3	229111	2000	S 0 11-15-23	01/12/2017	17,150.40	.000	11/15/2023	20,000.00	2.260	2238
912833LP3	229115	2000	S 0 11-15-23	01/12/2017	17,150.40	.000	11/15/2023	20,000.00	2.260	2238
912833LP3	229260	2000	S 0 11-15-23	01/26/2017	214,132.50	.000	11/15/2023	250,000.00	2.290	2238
912833LP3	229398	2000	S 0 11-15-23	02/02/2017	34,184.80	.000	11/15/2023	40,000.00	2.330	2238
31359YCP0	147429	2000	FNMA STRIP	03/07/2001	278,697.69	.000	01/15/2024	1,143,000.00	6.270	2299
31359YCP0	173958	2000	FNMA STRIP	12/13/2005	109,267.56	.000	01/15/2024	279,000.00	5.250	2299
31358C2B1	143509	2000	FNMA STRIP	08/10/2000	312,829.30	.000	02/07/2024	1,505,000.00	6.800	2322
313490CM4	49401	2000	FED JUDICIARY	03/30/1998	478,320.00	.000	02/15/2024	2,400,000.00	6.332	2330



Run Date: 10/11/2017 8:00:52 AM

Investments Outstanding As Of Date: 9/29/2017

INVENTORY BY MATURITY REPORT

CUSIP	Investment #	Fund	Issuer	Purchase Date	Current Book	Current Rate	Maturity Date	Current Par	YTM	Days to Maturity
912833LQ1	180371	2000	US TREASURY STRIP	04/03/2007	21,788.00	.000	02/15/2024	50,000.00	4.985	2330
912833LQ1	180523	2000	US TREASURY STRIP	04/12/2007	42,848.00	.000	02/15/2024	100,000.00	5.095	2330
912833LQ1	180739	2000	US TREASURY STRIP	04/30/2007	43,808.00	.000	02/15/2024	100,000.00	4.975	2330
912833LQ1	184841	2000	US TREASURY STRIP	02/28/2008	4,667.73	.000	02/15/2024	10,000.00	4.830	2330
912833LQ1	185231	2000	US TREASURY STRIP	03/27/2008	4,965.00	.000	02/15/2024	10,000.00	4.456	2330
912833LQ1	185274	2000	US TREASURY STRIP	03/28/2008	24,582.50	.000	02/15/2024	50,000.00	4.520	2330
912833LQ1	185600	2000	US TREASURY STRIP	04/16/2008	24,985.00	.000	02/15/2024	50,000.00	4.430	2330
912833LQ1	185619	2000	US TREASURY STRIP	04/16/2008	5,000.00	.000	02/15/2024	10,000.00	4.426	2330
912833LQ1	185886	2000	US TREASURY STRIP	04/28/2008	11,944.50	.000	02/15/2024	25,000.00	4.730	2330
912833LQ1	190600	2000	US TREASURY STRIP	02/27/2009	27,763.00	.000	02/15/2024	50,000.00	3.970	2330
912833LQ1	190831	2000	US TREASURY STRIP	03/20/2009	27,542.00	.000	02/15/2024	50,000.00	4.040	2330
912833LQ1	190957	2000	US TREASURY STRIP	03/30/2009	55,996.00	.000	02/15/2024	100,000.00	3.935	2330
912833LQ1	191123	2000	US TREASURY STRIP	04/13/2009	2,850.00	.000	02/15/2024	5,000.00	3.823	2330
912833LQ1	191214	2000	US TREASURY STRIP	04/16/2009	29,074.50	.000	02/15/2024	50,000.00	3.688	2330
912833LQ1	191861	2000	US TREASURY STRIP	04/24/2009	27,815.00	.000	02/15/2024	50,000.00	3.999	2330
912833LQ1	194859	2000	US TREASURY STRIP	02/08/2010	52,785.00	.000	02/15/2024	100,000.00	4.610	2330
912833LQ1	195184	2000	US TREASURY STRIP	03/03/2010	26,559.00	.000	02/15/2024	50,000.00	4.585	2330
912833LQ1	195391	2000	US TREASURY STRIP	03/12/2010	52,874.00	.000	02/15/2024	100,000.00	4.627	2330
912833LQ1	195860	2000	US TREASURY STRIP	04/08/2010	25,969.50	.000	02/15/2024	50,000.00	4.784	2330
912833LQ1	196885	2000	US TREASURY STRIP	04/30/2010	27,061.50	.000	02/15/2024	50,000.00	4.500	2330
912833LQ1	203859	2000	US TREASURY STRIP	02/28/2011	28,920.00	.000	02/15/2024	50,000.00	4.268	2330
912833LQ1	204506	2000	US TREASURY STRIP	04/12/2011	57,390.00	.000	02/15/2024	100,000.00	4.370	2330
912833LQ1	205419	2000	US TREASURY STRIP	05/05/2011	59,690.00	.000	02/15/2024	100,000.00	4.078	2330
912833LQ1	208702	2000	US TREASURY STRIP	02/16/2012	37,178.50	.000	02/15/2024	50,000.00	2.485	2330
912833LQ1	208873	2000	US TREASURY STRIP	03/05/2012	74,637.00	.000	02/15/2024	100,000.00	2.463	2330
912833LQ1	209012	2000	US TREASURY STRIP	03/19/2012	35,778.50	.000	02/15/2024	50,000.00	2.830	2330
912833LQ1	209137	2000	US TREASURY STRIP	04/05/2012	36,308.50	.000	02/15/2024	50,000.00	2.716	2330
912833LQ1	209929	2000	US TREASURY STRIP	04/30/2012	37,317.50	.000	02/15/2024	50,000.00	2.496	2330
912833LQ1	213289	2000	US TREASURY STRIP	03/25/2013	39,141.00	.000	02/15/2024	50,000.00	2.260	2330
912833LQ1	213361	2000	US TREASURY STRIP	03/28/2013	78,432.00	.000	02/15/2024	100,000.00	2.244	2330
912833LQ1	213438	2000	US TREASURY STRIP	04/04/2013	39,659.50	.000	02/15/2024	50,000.00	2.143	2330
912833LQ1	213505	2000	US TREASURY STRIP	04/12/2013	80,294.00	.000	02/15/2024	100,000.00	2.034	2330
912833LQ1	214257	2000	US TREASURY STRIP	05/02/2013	80,987.00	.000	02/15/2024	100,000.00	1.964	2330



Run Date: 10/11/2017 8:00:52 AM

Investments Outstanding As Of Date: 9/29/2017

INVENTORY BY MATURITY REPORT

CUSIP	Investment #	Fund	Issuer	Purchase Date	Current Book	Current Rate	Maturity Date	Current Par	YTM	Days to Maturity
912833LQ1	216911	2000	US TREASURY STRIP	03/21/2014	188,882.50	.000	02/15/2024	250,000.00	2.850	2330
912833LQ1	220876	2000	US TREASURY STRIP	02/13/2015	33,258.80	.000	02/15/2024	40,000.00	2.060	2330
912833LQ1	222350	2000	US TREASURY STRIP	04/30/2015	33,664.80	.000	02/15/2024	40,000.00	1.970	2330
912833LQ1	225734	2000	USTREASURYSTRI	03/17/2016	34,400.00	.000	02/15/2024	40,000.00	1.915	2330
912833LQ1	225760	2000	USTREASURYSTRI	03/17/2016	15,700.84	.000	02/15/2024	18,250.00	1.910	2330
912833LQ1	229653	2000	S 0 02-15-24	02/24/2017	44,241.60	.000	02/15/2024	52,000.00	2.330	2330
912833LQ1	230018	2000	S 0 02-15-24	03/24/2017	340,988.00	.000	02/15/2024	400,000.00	2.327	2330
912833LQ1	230133	2000	S 0 02-15-24	03/30/2017	213,742.50	.000	02/15/2024	250,000.00	2.290	2330
912833LQ1	230230	2000	S 0 02-15-24	04/06/2017	42,913.00	.000	02/15/2024	50,000.00	2.240	2330
912833LQ1	230354	2000	S 0 02-15-24	04/17/2017	34,481.60	.000	02/15/2024	40,000.00	2.185	2330
912833LQ1	230989	2000	S 0 02-15-24	04/28/2017	215,870.00	.000	02/15/2024	250,000.00	2.170	2330
912833LR9	181170	2000	US TREASURY STRIP	05/31/2007	20,972.50	.000	05/15/2024	50,000.00	5.190	2420
912833LR9	181418	2000	US TREASURY STRIP	06/26/2007	20,250.50	.000	05/15/2024	50,000.00	5.425	2420
912833LR9	181559	2000	US TREASURY STRIP	07/06/2007	20,710.00	.000	05/15/2024	50,000.00	5.297	2420
912833LR9	181865	2000	US TREASURY STRIP	07/30/2007	42,158.00	.000	05/15/2024	100,000.00	5.210	2420
912833LR9	182555	2000	US TREASURY STRIP	09/25/2007	42,920.00	.000	05/15/2024	100,000.00	5.149	2420
912833LR9	186337	2010	US TREASURY STRIP	05/22/2008	3,552,131.74	.000	05/15/2024	7,538,000.00	4.764	2420
912833LR9	186423	2000	US TREASURY STRIP	05/27/2008	23,813.00	.000	05/15/2024	50,000.00	4.700	2420
912833LR9	186668	2000	US TREASURY STRIP	06/09/2008	12,905.75	.000	05/15/2024	25,000.00	4.193	2420
912833LR9	187231	2000	US TREASURY STRIP	07/11/2008	4,836.00	.000	05/15/2024	10,000.00	4.638	2420
912833LR9	192220	2000	US TREASURY STRIP	05/13/2009	76,455.00	.000	05/15/2024	150,000.00	4.542	2420
912833LR9	193238	2000	US TREASURY STRIP	08/18/2009	25,222.79	.000	05/15/2024	50,000.00	4.696	2420
912833LR9	197104	2000	US TREASURY STRIP	05/11/2010	168,631.09	.000	05/15/2024	306,000.00	4.298	2420
912833LR9	197198	2000	US TREASURY STRIP	05/14/2010	13,696.00	.000	05/15/2024	25,000.00	4.344	2420
912833LR9	198378	2000	US TREASURY STRIP	06/30/2010	29,157.50	.000	05/15/2024	50,000.00	3.925	2420
912833LR9	198705	2000	US TREASURY STRIP	07/13/2010	58,250.00	.000	05/15/2024	100,000.00	3.943	2420
912833LR9	205478	2000	US TREASURY STRIP	05/09/2011	56,714.00	.000	05/15/2024	100,000.00	4.405	2420
912833LR9	206123	2000	US TREASURY STRIP	06/13/2011	61,484.00	.000	05/15/2024	100,000.00	3.800	2420
912833LR9	206331	2000	US TREASURY STRIP	06/23/2011	30,695.50	.000	05/15/2024	50,000.00	3.820	2420
912833LR9	206375	2000	US TREASURY STRIP	06/27/2011	30,644.00	.000	05/15/2024	50,000.00	3.837	2420
912833LR9	210182	2000	US TREASURY STRIP	05/16/2012	37,821.00	.000	05/15/2024	50,000.00	2.340	2420
912833LR9	210397	2000	US TREASURY STRIP	06/06/2012	39,731.00	.000	05/15/2024	50,000.00	1.935	2420
912833LR9	210603	2000	US TREASURY STRIP	06/25/2012	38,892.50	.000	05/15/2024	50,000.00	2.124	2420



Run Date: 10/11/2017 8:00:52 AM

Investments Outstanding As Of Date: 9/29/2017

INVENTORY BY MATURITY REPORT

CUSIP	Investment #	Fund	Issuer	Purchase Date	Current Book	Current Rate	Maturity Date	Current Par	YTM	Days to Maturity
912833LR9	214707	2000	US TREASURY STRIP	06/17/2013	38,046.00	.000	05/15/2024	50,000.00	2.520	2420
912833LR9	218186	2000	US TREASURY STRIP	06/26/2014	38,168.50	.000	05/15/2024	50,000.00	2.750	2420
912833LR9	218212	2000	US TREASURY STRIP	06/27/2014	38,067.50	.000	05/15/2024	50,000.00	2.778	2420
912833LR9	218582	2000	US TREASURY STRIP	07/31/2014	38,751.50	.000	05/15/2024	50,000.00	2.620	2420
912833LR9	222628	2000	US TREASURY STRIP	05/21/2015	203,855.00	.000	05/15/2024	250,000.00	2.284	2420
912833LR9	226877	2000	US TREASURY STRI ZERO-% 5	05/26/2016	103,884.00	.000	05/15/2024	120,000.00	1.818	2420
912833LR9	227316	2000	US TREASURY STRI ZERO-% 5	07/15/2016	44,753.50	.000	05/15/2024	50,000.00	1.420	2420
912833LR9	227500	2000	US TREASURY STRI ZERO-% 5	07/29/2016	35,532.00	.000	05/15/2024	40,000.00	1.525	2420
912833LR9	227672	2000	US TREASURY STRI ZERO-% 5	08/12/2016	88,848.00	.000	05/15/2024	100,000.00	1.530	2420
912833LR9	231306	2000	S 0 05-15-24	05/11/2017	34,164.40	.000	05/15/2024	40,000.00	2.262	2420
912833LR9	231591	2000	S 0 05-15-24	06/02/2017	34,569.60	.000	05/15/2024	40,000.00	2.110	2420
31358C2C9	132101	2000	FNMA STRIP	03/06/2000	879,017.75	.000	08/07/2024	4,405,000.00	6.709	2504
912833LS7	178336	2000	US TREASURY STRIP	10/04/2006	20,983.50	.000	08/15/2024	50,000.00	4.920	2512
912833LS7	178590	2000	US TREASURY STRIP	10/26/2006	56,549.64	.000	08/15/2024	138,000.00	5.074	2512
912833LS7	179000	2000	US TREASURY STRIP	11/28/2006	21,524.00	.000	08/15/2024	50,000.00	4.815	2512
912833LS7	182224	2000	US TREASURY STRIP	08/28/2007	42,556.00	.000	08/15/2024	100,000.00	5.100	2512
912833LS7	182760	2000	US TREASURY STRIP	10/05/2007	43,684.00	.000	08/15/2024	100,000.00	4.973	2512
912833LS7	188071	2000	US TREASURY STRIP	09/15/2008	25,200.00	.000	08/15/2024	50,000.00	4.352	2512
912833LS7	188166	2010	US TREASURY STRIP	09/22/2008	297,624.96	.000	08/15/2024	576,000.00	4.197	2512
912833LS7	193257	2000	US TREASURY STRIP	08/18/2009	50,300.25	.000	08/15/2024	100,000.00	4.636	2512
912833LS7	199564	2000	US TREASURY STRIP	08/13/2010	29,634.00	.000	08/15/2024	50,000.00	3.770	2512
912833LS7	200627	2000	US TREASURY STRIP	09/24/2010	61,168.00	.000	08/15/2024	100,000.00	3.570	2512
912833LS7	207494	2000	US TREASURY STRIP	09/23/2011	35,735.50	.000	08/15/2024	50,000.00	2.622	2512
912833LS7	207864	2000	US TREASURY STRIP	10/31/2011	69,763.00	.000	08/15/2024	100,000.00	2.835	2512
912833LS7	207917	2000	US TREASURY STRIP	11/03/2011	34,779.50	.000	08/15/2024	50,000.00	2.860	2512
912833LS7	211243	2000	US TREASURY STRIP	08/17/2012	38,678.50	.000	08/15/2024	50,000.00	2.152	2512
912833LS7	211303	2000	US TREASURY STRIP	08/22/2012	76,301.00	.000	08/15/2024	100,000.00	2.270	2512
912833LS7	215298	2000	US TREASURY STRIP	08/16/2013	35,765.00	.000	08/15/2024	50,000.00	3.070	2512
912833LS7	215621	2000	US TREASURY STRIP	09/26/2013	35,911.50	.000	08/15/2024	50,000.00	3.064	2512
912833LS7	215885	2000	US TREASURY STRIP	11/01/2013	73,534.00	.000	08/15/2024	100,000.00	2.870	2512
912833LS7	218840	2000	US TREASURY STRIP	08/28/2014	310,592.00	.000	08/15/2024	400,000.00	2.555	2512
912833LS7	219032	2000	US TREASURY STRIP	09/18/2014	76,300.00	.000	08/15/2024	100,000.00	2.749	2512
912833LS7	219293	2000	US TREASURY STRIP	10/17/2014	31,700.40	.000	08/15/2024	40,000.00	2.380	2512



Run Date: 10/11/2017 8:00:52 AM

Investments Outstanding As Of Date: 9/29/2017

INVENTORY BY MATURITY REPORT

CUSIP	Investment #	Fund	Issuer	Purchase Date	Current Book	Current Rate	Maturity Date	Current Par	YTM	Days to Maturity
912833LS7	224332	2000	USTREASURYSTRIP	10/08/2015	83,224.00	.000	08/15/2024	100,000.00	2.085	2512
912833LS7	224486	2000	USTREASURYSTRIP	10/22/2015	83,108.00	.000	08/15/2024	100,000.00	2.110	2512
912833LS7	224564	2000	USTREASURYSTRIP	10/29/2015	33,210.40	.000	08/15/2024	40,000.00	2.126	2512
912833LS7	228076	2000	US TREASURY STRI ZERO-% 8	09/23/2016	44,020.50	.000	08/15/2024	50,000.00	1.620	2512
912833LS7	228288	2000	US TREASURY STRI ZERO-% 8	10/14/2016	218,855.00	.000	08/15/2024	250,000.00	1.705	2512
912833LT5	179298	2000	US TREASURY STRIP	12/18/2006	106,165.00	.000	11/15/2024	250,000.00	4.840	2604
912833LT5	183734	2000	US TREASURY STRIP	12/05/2007	23,205.00	.000	11/15/2024	50,000.00	4.582	2604
912833LT5	183941	2000	US TREASURY STRIP	12/19/2007	44,185.00	.000	11/15/2024	100,000.00	4.890	2604
912833LT5	184231	2000	US TREASURY STRIP	01/10/2008	70,140.00	.000	11/15/2024	150,000.00	4.564	2604
912833LT5	189218	2000	US TREASURY STRIP	11/21/2008	49,875.00	.000	11/15/2024	100,000.00	4.400	2604
912833LT5	189264	2000	US TREASURY STRIP	11/21/2008	2,600.00	.000	11/15/2024	5,000.00	4.133	2604
912833LT5	189963	2000	US TREASURY STRIP	01/12/2009	142,012.50	.000	11/15/2024	250,000.00	3.602	2604
912833LT5	190251	2000	US TREASURY STRIP	02/04/2009	52,959.00	.000	11/15/2024	100,000.00	4.070	2604
912833LT5	194197	2000	US TREASURY STRIP	11/24/2009	51,822.00	.000	11/15/2024	100,000.00	4.438	2604
912833LT5	194730	2000	US TREASURY STRIP	01/28/2010	25,675.50	.000	11/15/2024	50,000.00	4.556	2604
912833LT5	201936	2000	US TREASURY STRIP	11/17/2010	29,484.00	.000	11/15/2024	50,000.00	3.810	2604
912833LT5	202151	2000	US TREASURY STRIP	11/24/2010	28,988.50	.000	11/15/2024	50,000.00	3.939	2604
912833LT5	203391	2000	US TREASURY STRIP	01/31/2011	55,167.00	.000	11/15/2024	100,000.00	4.361	2604
912833LT5	212193	2000	US TREASURY STRIP	11/30/2012	116,995.50	.000	11/15/2024	150,000.00	2.089	2604
912833LT5	212323	2000	US TREASURY STRIP	12/13/2012	273,833.00	.000	11/15/2024	350,000.00	2.069	2604
912833LT5	212652	2000	US TREASURY STRIP	01/17/2013	38,165.50	.000	11/15/2024	50,000.00	2.297	2604
912833LT5	216072	2000	US TREASURY STRIP	11/21/2013	35,877.00	.000	11/15/2024	50,000.00	3.045	2604
912833LT5	216417	2000	US TREASURY STRIP	01/09/2014	70,073.00	.000	11/15/2024	100,000.00	3.305	2604
912833LT5	219694	2000	US TREASURY STRIP	11/20/2014	194,320.00	.000	11/15/2024	250,000.00	2.539	2604
912833LT5	220247	2000	US TREASURY STRIP	01/09/2015	40,861.50	.000	11/15/2024	50,000.00	2.060	2604
912833LT5	220349	2000	US TREASURY STRIP	01/20/2015	81,953.00	.000	11/15/2024	100,000.00	2.038	2604
912833LT5	220435	2000	US TREASURY STRIP	01/26/2015	83,001.00	.000	11/15/2024	100,000.00	1.910	2604
912833LT5	220456	2000	US TREASURY STRIP	01/26/2015	41,430.00	.000	11/15/2024	50,000.00	1.928	2604
912833LT5	220475	2000	US TREASURY STRIP	01/26/2015	33,142.40	.000	11/15/2024	40,000.00	1.928	2604
912833LT5	220504	2000	US TREASURY STRIP	01/27/2015	207,312.50	.000	11/15/2024	250,000.00	1.920	2604
912833LT5	220608	2000	US TREASURY STRIP	01/29/2015	206,422.50	.000	11/15/2024	250,000.00	1.965	2604
912833LT5	225022	2000	USTREASURYSTRIP	12/24/2015	204,282.50	.000	11/15/2024	250,000.00	2.284	2604
912833LT5	225344	2000	USTREASURYSTRIP	02/04/2016	83,692.00	.000	11/15/2024	100,000.00	2.039	2604





Run Date: 10/11/2017 8:00:52 AM

Investments Outstanding As Of Date: 9/29/2017

INVENTORY BY MATURITY REPORT

CUSIP	Investment #	Fund	Issuer	Purchase Date	Current Book	Current Rate	Maturity Date	Current Par	YTM	Days to Maturity
912833LT5	228573	2000	US TREASURY STRI ZERO-% 1	11/14/2016	15,608.88	.000	11/15/2024	18,000.00	1.789	2604
912833LT5	229113	2000	S 0 11-15-24	01/12/2017	16,626.80	.000	11/15/2024	20,000.00	2.370	2604
912833LT5	229116	2000	S 0 11-15-24	01/12/2017	16,626.80	.000	11/15/2024	20,000.00	2.370	2604
912833LT5	229261	2000	S 0 11-15-24	01/26/2017	207,385.00	.000	11/15/2024	250,000.00	2.410	2604
912833LT5	229399	2000	S 0 11-15-24	02/02/2017	33,095.20	.000	11/15/2024	40,000.00	2.450	2604
31359YCR6	173959	2000	FNMA STRIP	12/13/2005	98,180.60	.000	01/15/2025	266,000.00	5.290	2665
76116EGF1	179704	2000	REF CORP STRIP	01/31/2007	59,028.00	.000	01/15/2025	150,000.00	5.262	2665
31358C2D7	143508	2000	FNMA STRIP	08/10/2000	427,761.60	.000	02/07/2025	2,195,000.00	6.790	2688
912833LU2	180372	2000	US TREASURY STRIP	04/03/2007	20,723.00	.000	02/15/2025	50,000.00	4.990	2696
912833LU2	180524	2000	US TREASURY STRIP	04/12/2007	40,692.00	.000	02/15/2025	100,000.00	5.103	2696
912833LU2	180740	2000	US TREASURY STRIP	04/30/2007	41,671.00	.000	02/15/2025	100,000.00	4.980	2696
912833LU2	184842	2000	US TREASURY STRIP	02/28/2008	4,450.19	.000	02/15/2025	10,000.00	4.830	2696
912833LU2	185232	2000	US TREASURY STRIP	03/27/2008	4,740.00	.000	02/15/2025	10,000.00	4.470	2696
912833LU2	185275	2000	US TREASURY STRIP	03/28/2008	23,820.50	.000	02/15/2025	50,000.00	4.440	2696
912833LU2	185601	2000	US TREASURY STRIP	04/16/2008	23,797.00	.000	02/15/2025	50,000.00	4.460	2696
912833LU2	185623	2000	US TREASURY STRIP	04/16/2008	4,800.00	.000	02/15/2025	10,000.00	4.408	2696
912833LU2	185887	2000	US TREASURY STRIP	04/28/2008	11,305.75	.000	02/15/2025	25,000.00	4.780	2696
912833LU2	190601	2000	US TREASURY STRIP	02/27/2009	26,736.50	.000	02/15/2025	50,000.00	3.959	2696
912833LU2	190832	2000	US TREASURY STRIP	03/20/2009	26,256.50	.000	02/15/2025	50,000.00	4.090	2696
912833LU2	190958	2000	US TREASURY STRIP	03/30/2009	53,103.00	.000	02/15/2025	100,000.00	4.025	2696
912833LU2	191124	2000	US TREASURY STRIP	04/13/2009	2,750.00	.000	02/15/2025	5,000.00	3.809	2696
912833LU2	191215	2000	US TREASURY STRIP	04/16/2009	26,355.50	.000	02/15/2025	50,000.00	4.085	2696
912833LU2	191862	2000	US TREASURY STRIP	04/24/2009	26,435.00	.000	02/15/2025	50,000.00	4.072	2696
912833LU2	194861	2000	US TREASURY STRIP	02/08/2010	49,845.00	.000	02/15/2025	100,000.00	4.690	2696
912833LU2	195185	2000	US TREASURY STRIP	03/03/2010	25,037.00	.000	02/15/2025	50,000.00	4.679	2696
912833LU2	195392	2000	US TREASURY STRIP	03/12/2010	49,804.00	.000	02/15/2025	100,000.00	4.724	2696
912833LU2	195861	2000	US TREASURY STRIP	04/08/2010	24,416.00	.000	02/15/2025	50,000.00	4.883	2696
912833LU2	196886	2000	US TREASURY STRIP	04/30/2010	25,530.00	.000	02/15/2025	50,000.00	4.595	2696
912833LU2	203860	2000	US TREASURY STRIP	02/28/2011	27,180.00	.000	02/15/2025	50,000.00	4.413	2696
912833LU2	204507	2000	US TREASURY STRIP	04/12/2011	53,930.00	.000	02/15/2025	100,000.00	4.510	2696
912833LU2	205420	2000	US TREASURY STRIP	05/05/2011	56,398.00	.000	02/15/2025	100,000.00	4.199	2696
912833LU2	208703	2000	US TREASURY STRIP	02/16/2012	35,489.00	.000	02/15/2025	50,000.00	2.655	2696
912833LU2	208874	2000	US TREASURY STRIP	03/05/2012	71,366.00	.000	02/15/2025	100,000.00	2.622	2696



Run Date: 10/11/2017 8:00:52 AM

Investments Outstanding As Of Date: 9/29/2017

INVENTORY BY MATURITY REPORT

CUSIP	Investment #	Fund	Issuer	Purchase Date	Current Book	Current Rate	Maturity Date	Current Par	YTM	Days to Maturity
912833LU2	209013	2000	US TREASURY STRIP	03/19/2012	34,043.00	.000	02/15/2025	50,000.00	3.000	2696
912833LU2	209138	2000	US TREASURY STRIP	04/05/2012	34,583.00	.000	02/15/2025	50,000.00	2.887	2696
912833LU2	209930	2000	US TREASURY STRIP	04/30/2012	35,684.00	.000	02/15/2025	50,000.00	2.654	2696
912833LU2	213290	2000	US TREASURY STRIP	03/25/2013	37,514.00	.000	02/15/2025	50,000.00	2.430	2696
912833LU2	213362	2000	US TREASURY STRIP	03/28/2013	75,184.00	.000	02/15/2025	100,000.00	2.414	2696
912833LU2	213439	2000	US TREASURY STRIP	04/04/2013	38,052.50	.000	02/15/2025	50,000.00	2.314	2696
912833LU2	213506	2000	US TREASURY STRIP	04/12/2013	77,296.00	.000	02/15/2025	100,000.00	2.186	2696
912833LU2	214258	2000	US TREASURY STRIP	05/02/2013	78,032.00	.000	02/15/2025	100,000.00	2.115	2696
912833LU2	216912	2000	US TREASURY STRIP	03/21/2014	180,677.50	.000	02/15/2025	250,000.00	3.000	2696
912833LU2	220877	2000	US TREASURY STRIP	02/13/2015	32,390.80	.000	02/15/2025	40,000.00	2.120	2696
912833LU2	222351	2000	US TREASURY STRIP	04/30/2015	32,756.00	.000	02/15/2025	40,000.00	2.050	2696
912833LU2	225735	2000	USTREASURYSTRI	03/17/2016	33,329.60	.000	02/15/2025	40,000.00	2.057	2696
912833LU2	225748	2000	USTREASURYSTRI	03/17/2016	15,189.11	.000	02/15/2025	18,250.00	2.070	2696
912833LU2	229655	2000	S 0 02-15-25	02/24/2017	42,821.48	.000	02/15/2025	52,000.00	2.450	2696
912833LU2	230019	2000	S 0 02-15-25	03/24/2017	330,096.00	.000	02/15/2025	400,000.00	2.447	2696
912833LU2	230114	2000	S 0 02-15-25	03/30/2017	207,365.00	.000	02/15/2025	250,000.00	2.387	2696
912833LU2	230234	2000	S 0 02-15-25	04/06/2017	41,675.00	.000	02/15/2025	50,000.00	2.330	2696
912833LU2	230355	2000	S 0 02-15-25	04/17/2017	33,492.80	.000	02/15/2025	40,000.00	2.280	2696
912833LU2	230990	2000	S 0 02-15-25	04/28/2017	209,797.50	.000	02/15/2025	250,000.00	2.260	2696
31364DKF2	128970	2000	FNMA STRIP	02/07/2000	223,375.00	.000	04/08/2025	1,250,000.00	6.961	2748
912833LV0	181171	2000	US TREASURY STRIP	05/31/2007	19,959.50	.000	05/15/2025	50,000.00	5.180	2785
912833LV0	181419	2000	US TREASURY STRIP	06/26/2007	19,228.50	.000	05/15/2025	50,000.00	5.415	2785
912833LV0	181560	2000	US TREASURY STRIP	07/06/2007	19,671.00	.000	05/15/2025	50,000.00	5.292	2785
912833LV0	181866	2000	US TREASURY STRIP	07/30/2007	40,080.00	.000	05/15/2025	100,000.00	5.205	2785
912833LV0	186338	2010	US TREASURY STRIP	05/22/2008	3,362,475.66	.000	05/15/2025	7,538,000.00	4.811	2785
912833LV0	186424	2000	US TREASURY STRIP	05/27/2008	22,582.00	.000	05/15/2025	50,000.00	4.740	2785
912833LV0	186669	2000	US TREASURY STRIP	06/09/2008	11,087.50	.000	05/15/2025	25,000.00	4.860	2785
912833LV0	187232	2000	US TREASURY STRIP	07/11/2008	4,607.10	.000	05/15/2025	10,000.00	4.654	2785
912833LV0	192221	2000	US TREASURY STRIP	05/13/2009	72,570.00	.000	05/15/2025	150,000.00	4.588	2785
912833LV0	193239	2000	US TREASURY STRIP	08/18/2009	23,949.52	.000	05/15/2025	50,000.00	4.731	2785
912833LV0	197106	2000	US TREASURY STRIP	05/11/2010	159,702.01	.000	05/15/2025	306,000.00	4.379	2785
912833LV0	197199	2000	US TREASURY STRIP	05/14/2010	12,980.00	.000	05/15/2025	25,000.00	4.417	2785
912833LV0	198379	2000	US TREASURY STRIP	06/30/2010	27,752.50	.000	05/15/2025	50,000.00	3.997	2785



Run Date: 10/11/2017 8:00:52 AM

Investments Outstanding As Of Date: 9/29/2017

INVENTORY BY MATURITY REPORT

CUSIP	Investment #	Fund	Issuer	Purchase Date	Current Book	Current Rate	Maturity Date	Current Par	YTM	Days to Maturity
912833LV0	198708	2000	US TREASURY STRIP	07/13/2010	55,350.00	.000	05/15/2025	100,000.00	4.026	2785
912833LV0	205479	2000	US TREASURY STRIP	05/09/2011	56,083.00	.000	05/15/2025	100,000.00	4.169	2785
912833LV0	206124	2000	US TREASURY STRIP	06/13/2011	58,012.00	.000	05/15/2025	100,000.00	3.950	2785
912833LV0	206330	2000	US TREASURY STRIP	06/23/2011	28,997.00	.000	05/15/2025	50,000.00	3.960	2785
912833LV0	206376	2000	US TREASURY STRIP	06/27/2011	28,917.00	.000	05/15/2025	50,000.00	3.983	2785
912833LV0	210183	2000	US TREASURY STRIP	05/16/2012	36,274.50	.000	05/15/2025	50,000.00	2.484	2785
912833LV0	210398	2000	US TREASURY STRIP	06/06/2012	38,344.00	.000	05/15/2025	50,000.00	2.062	2785
912833LV0	210604	2000	US TREASURY STRIP	06/25/2012	37,390.00	.000	05/15/2025	50,000.00	2.268	2785
912833LV0	214709	2000	US TREASURY STRIP	06/17/2013	36,371.00	.000	05/15/2025	50,000.00	2.690	2785
912833LV0	218187	2000	US TREASURY STRIP	06/26/2014	36,586.50	.000	05/15/2025	50,000.00	2.890	2785
912833LV0	218213	2000	US TREASURY STRIP	06/27/2014	36,483.50	.000	05/15/2025	50,000.00	2.917	2785
912833LV0	218583	2000	US TREASURY STRIP	07/31/2014	37,316.00	.000	05/15/2025	50,000.00	2.730	2785
912833LV0	222630	2000	US TREASURY STRIP	05/21/2015	197,090.00	.000	05/15/2025	250,000.00	2.396	2785
912833LV0	226878	2000	US TREASURY STRI ZERO-% 5	05/26/2016	101,092.80	.000	05/15/2025	120,000.00	1.921	2785
912833LV0	227317	2000	US TREASURY STRI ZERO-% 5	07/15/2016	43,758.50	.000	05/15/2025	50,000.00	1.515	2785
912833LV0	227501	2000	US TREASURY STRI ZERO-% 5	07/29/2016	34,722.80	.000	05/15/2025	40,000.00	1.615	2785
912833LV0	227673	2000	US TREASURY STRI ZERO-% 5	08/12/2016	86,709.00	.000	05/15/2025	100,000.00	1.635	2785
912833LV0	231307	2000	S 0 05-15-25	05/11/2017	33,151.20	.000	05/15/2025	40,000.00	2.358	2785
912833LV0	231594	2000	S 0 05-15-25	06/02/2017	33,612.80	.000	05/15/2025	40,000.00	2.200	2785
912833LW8	178337	2000	US TREASURY STRIP	10/04/2006	20,025.00	.000	08/15/2025	50,000.00	4.910	2877
912833LW8	178591	2000	US TREASURY STRIP	10/26/2006	53,924.88	.000	08/15/2025	138,000.00	5.060	2877
912833LW8	179001	2000	US TREASURY STRIP	11/28/2006	20,561.50	.000	08/15/2025	50,000.00	4.805	2877
912833LW8	182225	2000	US TREASURY STRIP	08/28/2007	40,395.00	.000	08/15/2025	100,000.00	5.110	2877
912833LW8	182556	2000	US TREASURY STRIP	09/25/2007	40,300.00	.000	08/15/2025	100,000.00	5.146	2877
912833LW8	182761	2000	US TREASURY STRIP	10/05/2007	41,591.00	.000	08/15/2025	100,000.00	4.972	2877
912833LW8	188072	2000	US TREASURY STRIP	09/15/2008	23,900.00	.000	08/15/2025	50,000.00	4.412	2877
912833LW8	188167	2010	US TREASURY STRIP	09/22/2008	283,253.76	.000	08/15/2025	576,000.00	4.245	2877
912833LW8	193258	2000	US TREASURY STRIP	08/18/2009	47,575.25	.000	08/15/2025	100,000.00	4.700	2877
912833LW8	199566	2000	US TREASURY STRIP	08/13/2010	28,213.50	.000	08/15/2025	50,000.00	3.850	2877
912833LW8	200628	2000	US TREASURY STRIP	09/24/2010	58,269.00	.000	08/15/2025	100,000.00	3.660	2877
912833LW8	207495	2000	US TREASURY STRIP	09/23/2011	34,194.00	.000	08/15/2025	50,000.00	2.754	2877
912833LW8	207865	2000	US TREASURY STRIP	10/31/2011	66,683.00	.000	08/15/2025	100,000.00	2.960	2877
912833LW8	207918	2000	US TREASURY STRIP	11/03/2011	33,304.50	.000	08/15/2025	50,000.00	2.970	2877



Run Date: 10/11/2017 8:00:52 AM

Investments Outstanding As Of Date: 9/29/2017

INVENTORY BY MATURITY REPORT

CUSIP	Investment #	Fund	Issuer	Purchase Date	Current Book	Current Rate	Maturity Date	Current Par	YTM	Days to Maturity
912833LW8	211244	2000	US TREASURY STRIP	08/17/2012	37,131.50	.000	08/15/2025	50,000.00	2.303	2877
912833LW8	211304	2000	US TREASURY STRIP	08/22/2012	73,174.00	.000	08/15/2025	100,000.00	2.421	2877
912833LW8	215299	2000	US TREASURY STRIP	08/16/2013	34,042.50	.000	08/15/2025	50,000.00	3.230	2877
912833LW8	215622	2000	US TREASURY STRIP	09/26/2013	34,202.00	.000	08/15/2025	50,000.00	3.221	2877
912833LW8	215886	2000	US TREASURY STRIP	11/01/2013	70,071.00	.000	08/15/2025	100,000.00	3.040	2877
912833LW8	218841	2000	US TREASURY STRIP	08/28/2014	299,544.00	.000	08/15/2025	400,000.00	2.655	2877
912833LW8	219033	2000	US TREASURY STRIP	09/18/2014	73,400.00	.000	08/15/2025	100,000.00	2.855	2877
912833LW8	219294	2000	US TREASURY STRIP	10/17/2014	30,580.80	.000	08/15/2025	40,000.00	2.495	2877
912833LW8	224333	2000	USTREASURYSTRIP	10/08/2015	80,922.00	.000	08/15/2025	100,000.00	2.160	2877
912833LW8	224487	2000	USTREASURYSTRIP	10/22/2015	80,988.00	.000	08/15/2025	100,000.00	2.160	2877
912833LW8	224565	2000	USTREASURYSTRIP	10/29/2015	32,300.00	.000	08/15/2025	40,000.00	2.195	2877
912833LW8	228077	2000	US TREASURY STRI ZERO-% 8	09/23/2016	42,954.50	.000	08/15/2025	50,000.00	1.715	2877
912833LW8	228289	2000	US TREASURY STRI ZERO-% 8	10/14/2016	213,387.50	.000	08/15/2025	250,000.00	1.800	2877
912833LX6	179299	2000	US TREASURY STRIP	12/18/2006	101,300.00	.000	11/15/2025	250,000.00	4.835	2969
912833LX6	179705	2000	US TREASURY STRIP	01/31/2007	57,760.50	.000	11/15/2025	150,000.00	5.145	2969
912833LX6	183735	2000	US TREASURY STRIP	12/05/2007	22,105.00	.000	11/15/2025	50,000.00	4.601	2969
912833LX6	183942	2000	US TREASURY STRIP	12/19/2007	42,101.00	.000	11/15/2025	100,000.00	4.890	2969
912833LX6	184232	2000	US TREASURY STRIP	01/10/2008	66,975.00	.000	11/15/2025	150,000.00	4.570	2969
912833LX6	189219	2000	US TREASURY STRIP	11/21/2008	46,964.00	.000	11/15/2025	100,000.00	4.500	2969
912833LX6	189266	2000	US TREASURY STRIP	11/21/2008	2,400.00	.000	11/15/2025	5,000.00	4.369	2969
912833LX6	189964	2000	US TREASURY STRIP	01/12/2009	137,542.50	.000	11/15/2025	250,000.00	3.580	2969
912833LX6	190252	2000	US TREASURY STRIP	02/04/2009	52,010.00	.000	11/15/2025	100,000.00	3.935	2969
912833LX6	194198	2000	US TREASURY STRIP	11/24/2009	49,295.00	.000	11/15/2025	100,000.00	4.477	2969
912833LX6	194731	2000	US TREASURY STRIP	01/28/2010	24,260.00	.000	11/15/2025	50,000.00	4.631	2969
912833LX6	201937	2000	US TREASURY STRIP	11/17/2010	27,772.50	.000	11/15/2025	50,000.00	3.960	2969
912833LX6	202152	2000	US TREASURY STRIP	11/24/2010	27,348.50	.000	11/15/2025	50,000.00	4.070	2969
912833LX6	203392	2000	US TREASURY STRIP	01/31/2011	52,041.00	.000	11/15/2025	100,000.00	4.466	2969
912833LX6	212194	2000	US TREASURY STRIP	11/30/2012	112,654.50	.000	11/15/2025	150,000.00	2.222	2969
912833LX6	212324	2000	US TREASURY STRIP	12/13/2012	263,497.50	.000	11/15/2025	350,000.00	2.209	2969
912833LX6	212653	2000	US TREASURY STRIP	01/17/2013	36,596.50	.000	11/15/2025	50,000.00	2.448	2969
912833LX6	216073	2000	US TREASURY STRIP	11/21/2013	34,077.50	.000	11/15/2025	50,000.00	3.225	2969
912833LX6	216418	2000	US TREASURY STRIP	01/09/2014	66,572.00	.000	11/15/2025	100,000.00	3.464	2969
912833LX6	219697	2000	US TREASURY STRIP	11/20/2014	187,192.50	.000	11/15/2025	250,000.00	2.651	2969



Run Date: 10/11/2017 8:00:52 AM

Investments Outstanding As Of Date: 9/29/2017

INVENTORY BY MATURITY REPORT

CUSIP	Investment #	Fund	Issuer	Purchase Date	Current Book	Current Rate	Maturity Date	Current Par	YTM	Days to Maturity
912833LX6	220248	2000	US TREASURY STRIP	01/09/2015	39,733.00	.000	11/15/2025	50,000.00	2.130	2969
912833LX6	220350	2000	US TREASURY STRIP	01/20/2015	79,626.00	.000	11/15/2025	100,000.00	2.117	2969
912833LX6	220436	2000	US TREASURY STRIP	01/26/2015	80,658.00	.000	11/15/2025	100,000.00	2.000	2969
912833LX6	220457	2000	US TREASURY STRIP	01/26/2015	40,253.50	.000	11/15/2025	50,000.00	2.018	2969
912833LX6	220476	2000	US TREASURY STRIP	01/26/2015	32,211.60	.000	11/15/2025	40,000.00	2.015	2969
912833LX6	220505	2000	US TREASURY STRIP	01/27/2015	201,440.00	.000	11/15/2025	250,000.00	2.010	2969
912833LX6	220609	2000	US TREASURY STRIP	01/29/2015	200,487.50	.000	11/15/2025	250,000.00	2.055	2969
912833LX6	225023	2000	USTREASURYSTRIP	12/24/2015	198,137.50	.000	11/15/2025	250,000.00	2.364	2969
912833LX6	225362	2000	USTREASURYSTRIP	02/04/2016	81,233.00	.000	11/15/2025	100,000.00	2.137	2969
912833LX6	228574	2000	US TREASURY STRI ZERO-% 1	11/14/2016	15,188.94	.000	11/15/2025	18,000.00	1.895	2969
912833LX6	229118	2000	S 0 11-15-25	01/12/2017	16,070.40	.000	11/15/2025	20,000.00	2.490	2969
912833LX6	229119	2000	S 0 11-15-25	01/12/2017	16,070.40	.000	11/15/2025	20,000.00	2.490	2969
912833LX6	229262	2000	S 0 11-15-25	01/26/2017	200,375.00	.000	11/15/2025	250,000.00	2.530	2969
912833LX6	229408	2000	S 0 11-15-25	02/02/2017	31,964.40	.000	11/15/2025	40,000.00	2.570	2969
31359YCT2	147430	2000	FNMA STRIP	03/07/2001	510,114.50	.000	01/15/2026	2,350,000.00	6.240	3030
31359YCT2	173960	2000	FNMA STRIP	12/13/2005	94,640.82	.000	01/15/2026	267,000.00	5.230	3030
912833LY4	180373	2000	US TREASURY STRIP	04/03/2007	19,799.00	.000	02/15/2026	50,000.00	4.970	3061
912833LY4	180525	2000	US TREASURY STRIP	04/12/2007	38,853.00	.000	02/15/2026	100,000.00	5.080	3061
912833LY4	180741	2000	US TREASURY STRIP	04/30/2007	39,780.00	.000	02/15/2026	100,000.00	4.965	3061
912833LY4	184843	2000	US TREASURY STRIP	02/28/2008	4,213.13	.000	02/15/2026	10,000.00	4.870	3061
912833LY4	185233	2000	US TREASURY STRIP	03/27/2008	4,515.00	.000	02/15/2026	10,000.00	4.495	3061
912833LY4	185276	2000	US TREASURY STRIP	03/28/2008	22,677.50	.000	02/15/2026	50,000.00	4.470	3061
912833LY4	185602	2000	US TREASURY STRIP	04/16/2008	22,691.00	.000	02/15/2026	50,000.00	4.480	3061
912833LY4	185624	2000	US TREASURY STRIP	04/16/2008	4,560.00	.000	02/15/2026	10,000.00	4.452	3061
912833LY4	185888	2000	US TREASURY STRIP	04/28/2008	10,765.25	.000	02/15/2026	25,000.00	4.790	3061
912833LY4	190602	2000	US TREASURY STRIP	02/27/2009	26,175.00	.000	02/15/2026	50,000.00	3.851	3061
912833LY4	190833	2000	US TREASURY STRIP	03/20/2009	25,593.50	.000	02/15/2026	50,000.00	4.000	3061
912833LY4	190959	2000	US TREASURY STRIP	03/30/2009	51,783.00	.000	02/15/2026	100,000.00	3.937	3061
912833LY4	191125	2000	US TREASURY STRIP	04/13/2009	2,650.00	.000	02/15/2026	5,000.00	3.805	3061
912833LY4	191216	2000	US TREASURY STRIP	04/16/2009	25,434.50	.000	02/15/2026	50,000.00	4.056	3061
912833LY4	191863	2000	US TREASURY STRIP	04/24/2009	25,615.00	.000	02/15/2026	50,000.00	4.018	3061
912833LY4	194862	2000	US TREASURY STRIP	02/08/2010	47,142.00	.000	02/15/2026	100,000.00	4.750	3061
912833LY4	195186	2000	US TREASURY STRIP	03/03/2010	23,685.00	.000	02/15/2026	50,000.00	4.738	3061



Run Date: 10/11/2017 8:00:52 AM

Investments Outstanding As Of Date: 9/29/2017

INVENTORY BY MATURITY REPORT

CUSIP	Investment #	Fund	Issuer	Purchase Date	Current Book	Current Rate	Maturity Date	Current Par	YTM	Days to Maturity
912833LY4	195393	2000	US TREASURY STRIP	03/12/2010	47,053.00	.000	02/15/2026	100,000.00	4.789	3061
912833LY4	195862	2000	US TREASURY STRIP	04/08/2010	23,146.50	.000	02/15/2026	50,000.00	4.917	3061
912833LY4	196887	2000	US TREASURY STRIP	04/30/2010	24,162.00	.000	02/15/2026	50,000.00	4.657	3061
912833LY4	203861	2000	US TREASURY STRIP	02/28/2011	25,573.50	.000	02/15/2026	50,000.00	4.531	3061
912833LY4	204508	2000	US TREASURY STRIP	04/12/2011	50,687.00	.000	02/15/2026	100,000.00	4.630	3061
912833LY4	205421	2000	US TREASURY STRIP	05/05/2011	53,309.00	.000	02/15/2026	100,000.00	4.301	3061
912833LY4	208704	2000	US TREASURY STRIP	02/16/2012	33,903.00	.000	02/15/2026	50,000.00	2.795	3061
912833LY4	208875	2000	US TREASURY STRIP	03/05/2012	68,232.00	.000	02/15/2026	100,000.00	2.759	3061
912833LY4	209014	2000	US TREASURY STRIP	03/19/2012	32,461.00	.000	02/15/2026	50,000.00	3.130	3061
912833LY4	209139	2000	US TREASURY STRIP	04/05/2012	32,969.50	.000	02/15/2026	50,000.00	3.027	3061
912833LY4	209931	2000	US TREASURY STRIP	04/30/2012	34,113.50	.000	02/15/2026	50,000.00	2.791	3061
912833LY4	213291	2000	US TREASURY STRIP	03/25/2013	35,926.00	.000	02/15/2026	50,000.00	2.580	3061
912833LY4	213363	2000	US TREASURY STRIP	03/28/2013	71,968.00	.000	02/15/2026	100,000.00	2.569	3061
912833LY4	213440	2000	US TREASURY STRIP	04/04/2013	36,465.50	.000	02/15/2026	50,000.00	2.468	3061
912833LY4	213507	2000	US TREASURY STRIP	04/12/2013	74,206.00	.000	02/15/2026	100,000.00	2.336	3061
912833LY4	214259	2000	US TREASURY STRIP	05/02/2013	75,019.00	.000	02/15/2026	100,000.00	2.260	3061
912833LY4	216913	2000	US TREASURY STRIP	03/21/2014	172,722.50	.000	02/15/2026	250,000.00	3.130	3061
912833LY4	220878	2000	US TREASURY STRIP	02/13/2015	31,457.20	.000	02/15/2026	40,000.00	2.195	3061
912833LY4	222352	2000	US TREASURY STRIP	04/30/2015	31,754.00	.000	02/15/2026	40,000.00	2.150	3061
912833LY4	225737	2000	USTREASURYSTRIP	03/17/2016	32,494.40	.000	02/15/2026	40,000.00	2.107	3061
912833LY4	225751	2000	USTREASURYSTRIP	03/17/2016	14,835.79	.000	02/15/2026	18,250.00	2.100	3061
912833LY4	229658	2000	S 0 02-15-26	02/24/2017	41,422.68	.000	02/15/2026	52,000.00	2.550	3061
912833LY4	230020	2000	S 0 02-15-26	03/24/2017	319,512.00	.000	02/15/2026	400,000.00	2.541	3061
912833LY4	230115	2000	S 0 02-15-26	03/30/2017	200,852.50	.000	02/15/2026	250,000.00	2.480	3061
912833LY4	230236	2000	S 0 02-15-26	04/06/2017	40,330.00	.000	02/15/2026	50,000.00	2.440	3061
912833LY4	230332	2000	S 0 02-15-26	04/17/2017	32,457.60	.000	02/15/2026	40,000.00	2.380	3061
912833LY4	230991	2000	S 0 02-15-26	04/28/2017	203,005.00	.000	02/15/2026	250,000.00	2.380	3061
912833LZ1	181172	2000	US TREASURY STRIP	05/31/2007	19,017.50	.000	05/15/2026	50,000.00	5.165	3150
912833LZ1	181420	2000	US TREASURY STRIP	06/26/2007	18,312.00	.000	05/15/2026	50,000.00	5.390	3150
912833LZ1	181561	2000	US TREASURY STRIP	07/06/2007	18,763.50	.000	05/15/2026	50,000.00	5.265	3150
912833LZ1	181867	2000	US TREASURY STRIP	07/30/2007	38,682.00	.000	05/15/2026	100,000.00	5.118	3150
912833LZ1	186339	2010	US TREASURY STRIP	05/22/2008	3,186,689.50	.000	05/15/2026	7,538,000.00	4.846	3150
912833LZ1	186425	2000	US TREASURY STRIP	05/27/2008	21,435.50	.000	05/15/2026	50,000.00	4.770	3150



Run Date: 10/11/2017 8:00:52 AM

Investments Outstanding As Of Date: 9/29/2017

INVENTORY BY MATURITY REPORT

CUSIP	Investment #	Fund	Issuer	Purchase Date	Current Book	Current Rate	Maturity Date	Current Par	YTM	Days to Maturity
912833LZ1	186670	2000	US TREASURY STRIP	06/09/2008	10,521.50	.000	05/15/2026	25,000.00	4.885	3150
912833LZ1	187233	2000	US TREASURY STRIP	07/11/2008	4,375.40	.000	05/15/2026	10,000.00	4.686	3150
912833LZ1	192223	2000	US TREASURY STRIP	05/13/2009	69,570.00	.000	05/15/2026	150,000.00	4.569	3150
912833LZ1	193240	2000	US TREASURY STRIP	08/18/2009	22,818.09	.000	05/15/2026	50,000.00	4.741	3150
912833LZ1	197107	2000	US TREASURY STRIP	05/11/2010	152,333.53	.000	05/15/2026	306,000.00	4.404	3150
912833LZ1	197200	2000	US TREASURY STRIP	05/14/2010	12,415.50	.000	05/15/2026	25,000.00	4.422	3150
912833LZ1	198380	2000	US TREASURY STRIP	06/30/2010	26,638.50	.000	05/15/2026	50,000.00	4.006	3150
912833LZ1	198709	2000	US TREASURY STRIP	07/13/2010	52,800.00	.000	05/15/2026	100,000.00	4.073	3150
912833LZ1	205480	2000	US TREASURY STRIP	05/09/2011	53,069.00	.000	05/15/2026	100,000.00	4.264	3150
912833LZ1	206125	2000	US TREASURY STRIP	06/13/2011	54,735.00	.000	05/15/2026	100,000.00	4.080	3150
912833LZ1	206329	2000	US TREASURY STRIP	06/23/2011	27,378.00	.000	05/15/2026	50,000.00	4.085	3150
912833LZ1	206377	2000	US TREASURY STRIP	06/27/2011	27,336.00	.000	05/15/2026	50,000.00	4.098	3150
912833LZ1	210184	2000	US TREASURY STRIP	05/16/2012	34,813.50	.000	05/15/2026	50,000.00	2.603	3150
912833LZ1	210399	2000	US TREASURY STRIP	06/06/2012	37,100.50	.000	05/15/2026	50,000.00	2.152	3150
912833LZ1	210605	2000	US TREASURY STRIP	06/25/2012	35,983.00	.000	05/15/2026	50,000.00	2.383	3150
912833LZ1	214711	2000	US TREASURY STRIP	06/17/2013	34,742.00	.000	05/15/2026	50,000.00	2.840	3150
912833LZ1	218188	2000	US TREASURY STRIP	06/26/2014	35,096.50	.000	05/15/2026	50,000.00	3.000	3150
912833LZ1	218214	2000	US TREASURY STRIP	06/27/2014	34,972.00	.000	05/15/2026	50,000.00	3.031	3150
912833LZ1	218584	2000	US TREASURY STRIP	07/31/2014	35,898.00	.000	05/15/2026	50,000.00	2.830	3150
912833LZ1	222625	2000	US TREASURY STRIP	05/21/2015	190,472.50	.000	05/15/2026	250,000.00	2.491	3150
912833LZ1	226879	2000	US TREASURY STRI ZERO-% 5	05/26/2016	98,467.20	.000	05/15/2026	120,000.00	1.993	3150
912833LZ1	227318	2000	US TREASURY STRI ZERO-% 5	07/15/2016	42,705.50	.000	05/15/2026	50,000.00	1.610	3150
912833LZ1	227502	2000	US TREASURY STRI ZERO-% 5	07/29/2016	33,887.60	.000	05/15/2026	40,000.00	1.700	3150
912833LZ1	227674	2000	US TREASURY STRI ZERO-% 5	08/12/2016	84,773.00	.000	05/15/2026	100,000.00	1.700	3150
912833LZ1	231308	2000	S 0 05-15-26	05/11/2017	32,076.40	.000	05/15/2026	40,000.00	2.465	3150
912833LZ1	231596	2000	S 0 05-15-26	06/02/2017	32,552.40	.000	05/15/2026	40,000.00	2.315	3150
912833PA2	178592	2000	US TREASURY STRIP	10/26/2006	51,376.02	.000	08/15/2026	138,000.00	5.052	3242
912833PA2	182226	2000	US TREASURY STRIP	08/28/2007	38,478.00	.000	08/15/2026	100,000.00	5.100	3242
912833PA2	182557	2000	US TREASURY STRIP	09/25/2007	38,190.00	.000	08/15/2026	100,000.00	5.162	3242
912833PA2	182762	2000	US TREASURY STRIP	10/05/2007	39,670.00	.000	08/15/2026	100,000.00	4.963	3242
912833PA2	188073	2000	US TREASURY STRIP	09/15/2008	22,725.00	.000	08/15/2026	50,000.00	4.450	3242
912833PA2	188168	2010	US TREASURY STRIP	09/22/2008	269,706.24	.000	08/15/2026	576,000.00	4.285	3242
912833PA2	193259	2000	US TREASURY STRIP	08/18/2009	45,523.25	.000	08/15/2026	100,000.00	4.685	3242



Run Date: 10/11/2017 8:00:52 AM

Investments Outstanding As Of Date: 9/29/2017

INVENTORY BY MATURITY REPORT

CUSIP	Investment #	Fund	Issuer	Purchase Date	Current Book	Current Rate	Maturity Date	Current Par	YTM	Days to Maturity
912833PA2	199565	2000	US TREASURY STRIP	08/13/2010	26,882.00	.000	08/15/2026	50,000.00	3.915	3242
912833PA2	200629	2000	US TREASURY STRIP	09/24/2010	55,583.00	.000	08/15/2026	100,000.00	3.730	3242
912833PA2	207496	2000	US TREASURY STRIP	09/23/2011	32,702.00	.000	08/15/2026	50,000.00	2.871	3242
912833PA2	207866	2000	US TREASURY STRIP	10/31/2011	63,816.00	.000	08/15/2026	100,000.00	3.060	3242
912833PA2	207919	2000	US TREASURY STRIP	11/03/2011	31,800.00	.000	08/15/2026	50,000.00	3.085	3242
912833PA2	211245	2000	US TREASURY STRIP	08/17/2012	35,713.50	.000	08/15/2026	50,000.00	2.419	3242
912833PA2	211305	2000	US TREASURY STRIP	08/22/2012	70,279.00	.000	08/15/2026	100,000.00	2.539	3242
912833PA2	215300	2000	US TREASURY STRIP	08/16/2013	32,384.00	.000	08/15/2026	50,000.00	3.370	3242
912833PA2	215623	2000	US TREASURY STRIP	09/26/2013	32,573.00	.000	08/15/2026	50,000.00	3.353	3242
912833PA2	215887	2000	US TREASURY STRIP	11/01/2013	66,885.00	.000	08/15/2026	100,000.00	3.170	3242
912833PA2	218842	2000	US TREASURY STRIP	08/28/2014	288,496.00	.000	08/15/2026	400,000.00	2.750	3242
912833PA2	219034	2000	US TREASURY STRIP	09/18/2014	70,600.00	.000	08/15/2026	100,000.00	2.945	3242
912833PA2	219295	2000	US TREASURY STRIP	10/17/2014	29,502.80	.000	08/15/2026	40,000.00	2.590	3242
912833PA2	224334	2000	USTREASURYSTRIP	10/08/2015	78,356.00	.000	08/15/2026	100,000.00	2.260	3242
912833PA2	224488	2000	USTREASURYSTRIP	10/22/2015	78,255.00	.000	08/15/2026	100,000.00	2.280	3242
912833PA2	224566	2000	USTREASURYSTRIP	10/29/2015	31,222.80	.000	08/15/2026	40,000.00	2.308	3242
912833PA2	228078	2000	US TREASURY STRI ZERO-% 8	09/23/2016	41,835.50	.000	08/15/2026	50,000.00	1.810	3242
912833PA2	228290	2000	US TREASURY STRI ZERO-% 8	10/14/2016	207,565.00	.000	08/15/2026	250,000.00	1.900	3242
912833PBO	183736	2000	US TREASURY STRIP	12/05/2007	21,105.00	.000	11/15/2026	50,000.00	4.605	3334
912833PBO	183943	2000	US TREASURY STRIP	12/19/2007	42,689.00	.000	11/15/2026	100,000.00	4.553	3334
912833PBO	184233	2000	US TREASURY STRIP	01/10/2008	64,200.00	.000	11/15/2026	150,000.00	4.554	3334
912833PBO	189220	2000	US TREASURY STRIP	11/21/2008	44,605.00	.000	11/15/2026	100,000.00	4.540	3334
912833PBO	189267	2000	US TREASURY STRIP	11/21/2008	2,250.00	.000	11/15/2026	5,000.00	4.490	3334
912833PBO	189965	2000	US TREASURY STRIP	01/12/2009	132,050.00	.000	11/15/2026	250,000.00	3.610	3334
912833PBO	190254	2000	US TREASURY STRIP	02/04/2009	49,718.00	.000	11/15/2026	100,000.00	3.970	3334
912833PBO	194199	2000	US TREASURY STRIP	11/24/2009	46,951.00	.000	11/15/2026	100,000.00	4.504	3334
912833PBO	194732	2000	US TREASURY STRIP	01/28/2010	23,034.00	.000	11/15/2026	50,000.00	4.668	3334
912833PBO	201938	2000	US TREASURY STRIP	11/17/2010	26,084.00	.000	11/15/2026	50,000.00	4.110	3334
912833PBO	202153	2000	US TREASURY STRIP	11/24/2010	25,675.00	.000	11/15/2026	50,000.00	4.216	3334
912833PBO	203393	2000	US TREASURY STRIP	01/31/2011	48,751.00	.000	11/15/2026	100,000.00	4.603	3334
912833PBO	212195	2000	US TREASURY STRIP	11/30/2012	108,349.50	.000	11/15/2026	150,000.00	2.344	3334
912833PBO	212325	2000	US TREASURY STRIP	12/13/2012	253,270.50	.000	11/15/2026	350,000.00	2.337	3334
912833PBO	212654	2000	US TREASURY STRIP	01/17/2013	35,098.00	.000	11/15/2026	50,000.00	2.576	3334





Run Date: 10/11/2017 8:00:52 AM

Investments Outstanding As Of Date: 9/29/2017

INVENTORY BY MATURITY REPORT

CUSIP	Investment #	Fund	Issuer	Purchase Date	Current Book	Current Rate	Maturity Date	Current Par	YTM	Days to Maturity
912833PBO	216074	2000	US TREASURY STRIP	11/21/2013	32,461.00	.000	11/15/2026	50,000.00	3.355	3334
912833PBO	216419	2000	US TREASURY STRIP	01/09/2014	63,370.00	.000	11/15/2026	100,000.00	3.582	3334
912833PBO	219700	2000	US TREASURY STRIP	11/20/2014	180,460.00	.000	11/15/2026	250,000.00	2.738	3334
912833PBO	220249	2000	US TREASURY STRIP	01/09/2015	38,582.00	.000	11/15/2026	50,000.00	2.200	3334
912833PBO	220351	2000	US TREASURY STRIP	01/20/2015	77,161.00	.000	11/15/2026	100,000.00	2.206	3334
912833PBO	220437	2000	US TREASURY STRIP	01/26/2015	78,333.00	.000	11/15/2026	100,000.00	2.080	3334
912833PBO	220458	2000	US TREASURY STRIP	01/26/2015	39,050.50	.000	11/15/2026	50,000.00	2.105	3334
912833PBO	220477	2000	US TREASURY STRIP	01/26/2015	31,245.60	.000	11/15/2026	40,000.00	2.104	3334
912833PBO	220506	2000	US TREASURY STRIP	01/27/2015	195,617.50	.000	11/15/2026	250,000.00	2.090	3334
912833PBO	220610	2000	US TREASURY STRIP	01/29/2015	194,397.50	.000	11/15/2026	250,000.00	2.145	3334
912833PBO	225024	2000	USTREASURYSTRI	12/24/2015	191,855.00	.000	11/15/2026	250,000.00	2.445	3334
912833PBO	225346	2000	USTREASURYSTRI	02/04/2016	78,798.00	.000	11/15/2026	100,000.00	2.223	3334
912833PBO	228575	2000	US TREASURY STRI ZERO-% 1	11/14/2016	15,578.29	.000	11/15/2026	19,000.00	1.995	3334
912833PBO	229121	2000	S O 11-15-26	01/12/2017	15,556.20	.000	11/15/2026	20,000.00	2.570	3334
912833PBO	229123	2000	S O 11-15-26	01/12/2017	15,556.20	.000	11/15/2026	20,000.00	2.570	3334
912833PBO	229263	2000	S O 11-15-26	01/26/2017	194,175.00	.000	11/15/2026	250,000.00	2.595	3334
912833PBO	229409	2000	S O 11-15-26	02/02/2017	30,918.80	.000	11/15/2026	40,000.00	2.650	3334
912833PC8	184844	2000	US TREASURY STRIP	02/28/2008	3,992.97	.000	02/15/2027	10,000.00	4.900	3426
912833PC8	185234	2000	US TREASURY STRIP	03/27/2008	4,350.00	.000	02/15/2027	10,000.00	4.456	3426
912833PC8	185277	2000	US TREASURY STRIP	03/28/2008	21,736.50	.000	02/15/2027	50,000.00	4.460	3426
912833PC8	185603	2000	US TREASURY STRIP	04/16/2008	21,628.00	.000	02/15/2027	50,000.00	4.500	3426
912803BK8	185625	2000	US TREASURY STRIP (P)	04/16/2008	4,360.00	.000	02/15/2027	10,000.00	4.457	3426
912833PC8	185889	2000	US TREASURY STRIP	04/28/2008	10,477.25	.000	02/15/2027	25,000.00	4.680	3426
912833PC8	190603	2000	US TREASURY STRIP	02/27/2009	24,864.00	.000	02/15/2027	50,000.00	3.926	3426
912833PC8	190836	2000	US TREASURY STRIP	03/20/2009	24,427.50	.000	02/15/2027	50,000.00	4.040	3426
912833PC8	190960	2000	US TREASURY STRIP	03/30/2009	49,194.00	.000	02/15/2027	100,000.00	4.007	3426
912833PC8	191126	2000	US TREASURY STRIP	04/13/2009	2,550.00	.000	02/15/2027	5,000.00	3.810	3426
912833PC8	191217	2000	US TREASURY STRIP	04/16/2009	24,411.50	.000	02/15/2027	50,000.00	4.061	3426
912833PC8	191864	2000	US TREASURY STRIP	04/24/2009	24,565.00	.000	02/15/2027	50,000.00	4.030	3426
912833PC8	194863	2000	US TREASURY STRIP	02/08/2010	44,608.00	.000	02/15/2027	100,000.00	4.800	3426
912833PC8	195187	2000	US TREASURY STRIP	03/03/2010	22,413.00	.000	02/15/2027	50,000.00	4.789	3426
912833PC8	195394	2000	US TREASURY STRIP	03/12/2010	44,414.00	.000	02/15/2027	100,000.00	4.852	3426
912833PC8	195863	2000	US TREASURY STRIP	04/08/2010	21,881.50	.000	02/15/2027	50,000.00	4.963	3426



Run Date: 10/11/2017 8:00:52 AM

Investments Outstanding As Of Date: 9/29/2017

INVENTORY BY MATURITY REPORT

CUSIP	Investment #	Fund	Issuer	Purchase Date	Current Book	Current Rate	Maturity Date	Current Par	YTM	Days to Maturity
912833PC8	196888	2000	US TREASURY STRIP	04/30/2010	22,895.50	.000	02/15/2027	50,000.00	4.705	3426
912833PC8	203862	2000	US TREASURY STRIP	02/28/2011	24,078.50	.000	02/15/2027	50,000.00	4.630	3426
912833PC8	204509	2000	US TREASURY STRIP	04/12/2011	47,823.00	.000	02/15/2027	100,000.00	4.710	3426
912833PC8	205422	2000	US TREASURY STRIP	05/05/2011	50,336.00	.000	02/15/2027	100,000.00	4.397	3426
912833PC8	208705	2000	US TREASURY STRIP	02/16/2012	32,467.00	.000	02/15/2027	50,000.00	2.900	3426
912833PC8	208876	2000	US TREASURY STRIP	03/05/2012	65,416.00	.000	02/15/2027	100,000.00	2.859	3426
912833PC8	209015	2000	US TREASURY STRIP	03/19/2012	30,964.00	.000	02/15/2027	50,000.00	3.240	3426
912833PC8	209140	2000	US TREASURY STRIP	04/05/2012	31,497.00	.000	02/15/2027	50,000.00	3.134	3426
912833PC8	209932	2000	US TREASURY STRIP	04/30/2012	32,691.00	.000	02/15/2027	50,000.00	2.893	3426
912833PC8	213292	2000	US TREASURY STRIP	03/25/2013	34,351.00	.000	02/15/2027	50,000.00	2.720	3426
912833PC8	213364	2000	US TREASURY STRIP	03/28/2013	68,896.00	.000	02/15/2027	100,000.00	2.701	3426
912833PC8	213441	2000	US TREASURY STRIP	04/04/2013	34,935.00	.000	02/15/2027	50,000.00	2.602	3426
912833PC8	213508	2000	US TREASURY STRIP	04/12/2013	71,292.00	.000	02/15/2027	100,000.00	2.459	3426
912833PC8	214260	2000	US TREASURY STRIP	05/02/2013	72,161.00	.000	02/15/2027	100,000.00	2.380	3426
912833PC8	216914	2000	US TREASURY STRIP	03/21/2014	165,117.50	.000	02/15/2027	250,000.00	3.240	3426
912833PC8	220879	2000	US TREASURY STRIP	02/13/2015	30,468.80	.000	02/15/2027	40,000.00	2.280	3426
912833PC8	222353	2000	US TREASURY STRIP	04/30/2015	30,685.60	.000	02/15/2027	40,000.00	2.260	3426
912833PC8	225719	2000	USTREASURYSTRI	03/17/2016	31,520.00	.000	02/15/2027	40,000.00	2.195	3426
912833PC8	225753	2000	USTREASURYSTRI	03/17/2016	14,388.48	.000	02/15/2027	18,250.00	2.190	3426
912833PC8	229661	2000	S 0 02-15-27	02/24/2017	40,029.60	.000	02/15/2027	52,000.00	2.640	3426
912833PC8	230021	2000	S 0 02-15-27	03/24/2017	309,256.00	.000	02/15/2027	400,000.00	2.616	3426
912833PC8	230117	2000	S 0 02-15-27	03/30/2017	194,655.00	.000	02/15/2027	250,000.00	2.549	3426
912833PC8	230238	2000	S 0 02-15-27	04/06/2017	39,096.50	.000	02/15/2027	50,000.00	2.510	3426
912833PC8	230333	2000	S 0 02-15-27	04/17/2017	31,483.60	.000	02/15/2027	40,000.00	2.450	3426
912833PC8	230992	2000	S 0 02-15-27	04/28/2017	196,920.00	.000	02/15/2027	250,000.00	2.450	3426
912833PD6	186340	2010	US TREASURY STRIP	05/22/2008	3,045,578.14	.000	05/15/2027	7,538,000.00	4.832	3515
912833PD6	186426	2000	US TREASURY STRIP	05/27/2008	20,372.50	.000	05/15/2027	50,000.00	4.790	3515
912833PD6	186671	2000	US TREASURY STRIP	06/09/2008	9,998.00	.000	05/15/2027	25,000.00	4.900	3515
912833PD6	187234	2000	US TREASURY STRIP	07/11/2008	4,164.30	.000	05/15/2027	10,000.00	4.703	3515
912833PD6	192222	2000	US TREASURY STRIP	05/13/2009	66,435.00	.000	05/15/2027	150,000.00	4.575	3515
912833PD6	193241	2000	US TREASURY STRIP	08/18/2009	21,864.33	.000	05/15/2027	50,000.00	4.717	3515
912833PD6	197109	2000	US TREASURY STRIP	05/11/2010	144,946.69	.000	05/15/2027	306,000.00	4.441	3515
912833PD6	197201	2000	US TREASURY STRIP	05/14/2010	11,795.50	.000	05/15/2027	25,000.00	4.467	3515



Run Date: 10/11/2017 8:00:52 AM

Investments Outstanding As Of Date: 9/29/2017

INVENTORY BY MATURITY REPORT

CUSIP	Investment #	Fund	Issuer	Purchase Date	Current Book	Current Rate	Maturity Date	Current Par	YTM	Days to Maturity
912833PD6	198381	2000	US TREASURY STRIP	06/30/2010	25,454.50	.000	05/15/2027	50,000.00	4.041	3515
912833PD6	198710	2000	US TREASURY STRIP	07/13/2010	50,450.00	.000	05/15/2027	100,000.00	4.104	3515
912833PD6	205481	2000	US TREASURY STRIP	05/09/2011	50,215.00	.000	05/15/2027	100,000.00	4.347	3515
912833PD6	206126	2000	US TREASURY STRIP	06/13/2011	51,998.00	.000	05/15/2027	100,000.00	4.150	3515
912833PD6	206328	2000	US TREASURY STRIP	06/23/2011	25,947.00	.000	05/15/2027	50,000.00	4.170	3515
912833PD6	206378	2000	US TREASURY STRIP	06/27/2011	25,908.00	.000	05/15/2027	50,000.00	4.183	3515
912833PD6	210185	2000	US TREASURY STRIP	05/16/2012	33,482.00	.000	05/15/2027	50,000.00	2.692	3515
912833PD6	210400	2000	US TREASURY STRIP	06/06/2012	35,808.50	.000	05/15/2027	50,000.00	2.247	3515
912833PD6	210606	2000	US TREASURY STRIP	06/25/2012	34,692.00	.000	05/15/2027	50,000.00	2.470	3515
912833PD6	214712	2000	US TREASURY STRIP	06/17/2013	33,134.00	.000	05/15/2027	50,000.00	2.980	3515
912833PD6	218189	2000	US TREASURY STRIP	06/26/2014	33,701.00	.000	05/15/2027	50,000.00	3.085	3515
912833PD6	218222	2000	US TREASURY STRIP	06/27/2014	33,546.00	.000	05/15/2027	50,000.00	3.122	3515
912833PD6	218585	2000	US TREASURY STRIP	07/31/2014	34,509.50	.000	05/15/2027	50,000.00	2.920	3515
912833PD6	222627	2000	US TREASURY STRIP	05/21/2015	183,795.00	.000	05/15/2027	250,000.00	2.584	3515
912833PD6	226880	2000	US TREASURY STRI ZERO-% 5	05/26/2016	95,656.80	.000	05/15/2027	120,000.00	2.077	3515
912833PD6	227320	2000	US TREASURY STRI ZERO-% 5	07/15/2016	41,846.00	.000	05/15/2027	50,000.00	1.650	3515
912833PD6	227503	2000	US TREASURY STRI ZERO-% 5	07/29/2016	33,158.80	.000	05/15/2027	40,000.00	1.745	3515
912833PD6	227675	2000	US TREASURY STRI ZERO-% 5	08/12/2016	82,775.00	.000	05/15/2027	100,000.00	1.765	3515
912833PD6	231309	2000	S 0 05-15-27	05/11/2017	31,087.20	.000	05/15/2027	40,000.00	2.534	3515
912833PD6	231597	2000	S 0 05-15-27	06/02/2017	31,578.00	.000	05/15/2027	40,000.00	2.390	3515
912833PE4	178593	2000	US TREASURY STRIP	10/26/2006	49,154.22	.000	08/15/2027	138,000.00	5.024	3607
912833PE4	188074	2000	US TREASURY STRIP	09/15/2008	21,750.00	.000	08/15/2027	50,000.00	4.449	3607
912833PE4	188169	2010	US TREASURY STRIP	09/22/2008	256,982.40	.000	08/15/2027	576,000.00	4.317	3607
912833PE4	193260	2000	US TREASURY STRIP	08/18/2009	43,702.25	.000	08/15/2027	100,000.00	4.654	3607
912833PE4	199567	2000	US TREASURY STRIP	08/13/2010	25,602.50	.000	08/15/2027	50,000.00	3.975	3607
912833PE4	200630	2000	US TREASURY STRIP	09/24/2010	52,817.00	.000	08/15/2027	100,000.00	3.815	3607
912833PE4	207497	2000	US TREASURY STRIP	09/23/2011	31,345.50	.000	08/15/2027	50,000.00	2.960	3607
912833PE4	207867	2000	US TREASURY STRIP	10/31/2011	61,284.00	.000	08/15/2027	100,000.00	3.125	3607
912833PE4	207920	2000	US TREASURY STRIP	11/03/2011	30,555.00	.000	08/15/2027	50,000.00	3.145	3607
912833PE4	211246	2000	US TREASURY STRIP	08/17/2012	34,342.00	.000	08/15/2027	50,000.00	2.521	3607
912833PE4	211306	2000	US TREASURY STRIP	08/22/2012	67,512.00	.000	08/15/2027	100,000.00	2.640	3607
912833PE4	215301	2000	US TREASURY STRIP	08/16/2013	30,806.50	.000	08/15/2027	50,000.00	3.490	3607
912833PE4	215624	2000	US TREASURY STRIP	09/26/2013	31,071.50	.000	08/15/2027	50,000.00	3.456	3607



Run Date: 10/11/2017 8:00:52 AM

Investments Outstanding As Of Date: 9/29/2017

INVENTORY BY MATURITY REPORT

CUSIP	Investment #	Fund	Issuer	Purchase Date	Current Book	Current Rate	Maturity Date	Current Par	YTM	Days to Maturity
912833PE4	215888	2000	US TREASURY STRIP	11/01/2013	63,853.00	.000	08/15/2027	100,000.00	3.280	3607
912833PE4	218843	2000	US TREASURY STRIP	08/28/2014	277,688.00	.000	08/15/2027	400,000.00	2.835	3607
912833PE4	219035	2000	US TREASURY STRIP	09/18/2014	67,800.00	.000	08/15/2027	100,000.00	3.033	3607
912833PE4	219296	2000	US TREASURY STRIP	10/17/2014	28,463.20	.000	08/15/2027	40,000.00	2.670	3607
912833PE4	224335	2000	USTREASURYSTRIP	10/08/2015	75,811.00	.000	08/15/2027	100,000.00	2.350	3607
912833PE4	224489	2000	USTREASURYSTRIP	10/22/2015	75,613.00	.000	08/15/2027	100,000.00	2.380	3607
912833PE4	224567	2000	USTREASURYSTRIP	10/29/2015	30,164.80	.000	08/15/2027	40,000.00	2.407	3607
912833PE4	228079	2000	US TREASURY STRI ZERO-% 8	09/23/2016	40,735.00	.000	08/15/2027	50,000.00	1.890	3607
912833PE4	228291	2000	US TREASURY STRI ZERO-% 8	10/14/2016	202,042.50	.000	08/15/2027	250,000.00	1.975	3607
31364DKL9	152858	2000	FNMA STRIP	12/11/2001	488,018.16	.000	10/08/2027	2,617,000.00	6.610	3661
912833QB9	189221	2000	US TREASURY STRIP	11/21/2008	42,253.00	.000	11/15/2027	100,000.00	4.590	3699
912833QB9	189268	2000	US TREASURY STRIP	11/21/2008	2,150.00	.000	11/15/2027	5,000.00	4.496	3699
912833QB9	189966	2000	US TREASURY STRIP	01/12/2009	126,822.50	.000	11/15/2027	250,000.00	3.635	3699
912833QB9	190255	2000	US TREASURY STRIP	02/04/2009	47,103.00	.000	11/15/2027	100,000.00	4.050	3699
912833QB9	194200	2000	US TREASURY STRIP	11/24/2009	44,817.00	.000	11/15/2027	100,000.00	4.515	3699
912833QB9	194733	2000	US TREASURY STRIP	01/28/2010	21,877.50	.000	11/15/2027	50,000.00	4.699	3699
912833QB9	201939	2000	US TREASURY STRIP	11/17/2010	24,671.50	.000	11/15/2027	50,000.00	4.200	3699
912833QB9	202155	2000	US TREASURY STRIP	11/24/2010	24,284.50	.000	11/15/2027	50,000.00	4.300	3699
912833QB9	203394	2000	US TREASURY STRIP	01/31/2011	46,118.00	.000	11/15/2027	100,000.00	4.664	3699
912833QB9	212196	2000	US TREASURY STRIP	11/30/2012	104,304.00	.000	11/15/2027	150,000.00	2.444	3699
912833QB9	212326	2000	US TREASURY STRIP	12/13/2012	243,411.00	.000	11/15/2027	350,000.00	2.449	3699
912833QB9	212655	2000	US TREASURY STRIP	01/17/2013	33,669.50	.000	11/15/2027	50,000.00	2.685	3699
912833QB9	216075	2000	US TREASURY STRIP	11/21/2013	30,927.50	.000	11/15/2027	50,000.00	3.465	3699
912833QB9	216420	2000	US TREASURY STRIP	01/09/2014	60,349.00	.000	11/15/2027	100,000.00	3.680	3699
912833QB9	219695	2000	US TREASURY STRIP	11/20/2014	174,025.00	.000	11/15/2027	250,000.00	2.809	3699
912833QB9	220250	2000	US TREASURY STRIP	01/09/2015	37,508.00	.000	11/15/2027	50,000.00	2.250	3699
912833QB9	220352	2000	US TREASURY STRIP	01/20/2015	74,914.00	.000	11/15/2027	100,000.00	2.266	3699
912833QB9	220438	2000	US TREASURY STRIP	01/26/2015	76,148.00	.000	11/15/2027	100,000.00	2.140	3699
912833QB9	220459	2000	US TREASURY STRIP	01/26/2015	37,956.00	.000	11/15/2027	50,000.00	2.165	3699
912833QB9	220478	2000	US TREASURY STRIP	01/26/2015	30,374.40	.000	11/15/2027	40,000.00	2.162	3699
912833QB9	220507	2000	US TREASURY STRIP	01/27/2015	190,140.00	.000	11/15/2027	250,000.00	2.150	3699
912833QB9	220611	2000	US TREASURY STRIP	01/29/2015	188,975.00	.000	11/15/2027	250,000.00	2.200	3699
912833QB9	225025	2000	USTREASURYSTRIP	12/24/2015	185,802.50	.000	11/15/2027	250,000.00	2.511	3699



Run Date: 10/11/2017 8:00:52 AM

Investments Outstanding As Of Date: 9/29/2017

INVENTORY BY MATURITY REPORT

CUSIP	Investment #	Fund	Issuer	Purchase Date	Current Book	Current Rate	Maturity Date	Current Par	YTM	Days to Maturity
912833QB9	225348	2000	USTREASURYSTRIP	02/04/2016	76,466.00	.000	11/15/2027	100,000.00	2.291	3699
912833QB9	228576	2000	US TREASURY STRI ZERO-% 1	11/14/2016	14,327.10	.000	11/15/2027	18,000.00	2.085	3699
912833QB9	229125	2000	S 0 11-15-27	01/12/2017	15,067.00	.000	11/15/2027	20,000.00	2.630	3699
912833QB9	229126	2000	S 0 11-15-27	01/12/2017	15,067.00	.000	11/15/2027	20,000.00	2.630	3699
912833QB9	229264	2000	S 0 11-15-27	01/26/2017	188,025.00	.000	11/15/2027	250,000.00	2.655	3699
912833QB9	229410	2000	S 0 11-15-27	02/02/2017	29,924.00	.000	11/15/2027	40,000.00	2.710	3699
31359YCX3	173965	2000	FNMA STRIP	12/14/2005	163,318.68	.000	01/15/2028	513,000.00	5.250	3760
912833RY8	184845	2000	US TREASURY STRIP	02/28/2008	3,811.70	.000	02/15/2028	10,000.00	4.890	3791
912833RY8	185235	2000	US TREASURY STRIP	03/27/2008	4,145.00	.000	02/15/2028	10,000.00	4.478	3791
912833RY8	185626	2000	US TREASURY STRIP	04/16/2008	4,125.00	.000	02/15/2028	10,000.00	4.515	3791
912833RY8	185890	2000	US TREASURY STRIP	04/28/2008	10,042.25	.000	02/15/2028	25,000.00	4.660	3791
912833RY8	190604	2000	US TREASURY STRIP	02/27/2009	24,675.00	.000	02/15/2028	50,000.00	3.758	3791
912833RY8	190835	2000	US TREASURY STRIP	03/20/2009	23,383.00	.000	02/15/2028	50,000.00	4.060	3791
912833RY8	190961	2000	US TREASURY STRIP	03/30/2009	47,190.00	.000	02/15/2028	100,000.00	4.017	3791
912833RY8	191127	2000	US TREASURY STRIP	04/13/2009	2,450.00	.000	02/15/2028	5,000.00	3.822	3791
912833RY8	191218	2000	US TREASURY STRIP	04/16/2009	23,318.00	.000	02/15/2028	50,000.00	4.091	3791
912833RY8	191865	2000	US TREASURY STRIP	04/24/2009	23,510.00	.000	02/15/2028	50,000.00	4.052	3791
912833RY8	194864	2000	US TREASURY STRIP	02/08/2010	42,392.00	.000	02/15/2028	100,000.00	4.820	3791
912833RY8	195188	2000	US TREASURY STRIP	03/03/2010	21,336.00	.000	02/15/2028	50,000.00	4.800	3791
912833RY8	195395	2000	US TREASURY STRIP	03/12/2010	42,132.00	.000	02/15/2028	100,000.00	4.879	3791
912833RY8	195864	2000	US TREASURY STRIP	04/08/2010	20,752.00	.000	02/15/2028	50,000.00	4.986	3791
912833RY8	196889	2000	US TREASURY STRIP	04/30/2010	21,770.00	.000	02/15/2028	50,000.00	4.727	3791
912833RY8	203863	2000	US TREASURY STRIP	02/28/2011	22,739.50	.000	02/15/2028	50,000.00	4.699	3791
912833RY8	204510	2000	US TREASURY STRIP	04/12/2011	45,348.00	.000	02/15/2028	100,000.00	4.750	3791
912833RY8	205423	2000	US TREASURY STRIP	05/05/2011	47,680.00	.000	02/15/2028	100,000.00	4.463	3791
912833RY8	208706	2000	US TREASURY STRIP	02/16/2012	31,175.00	.000	02/15/2028	50,000.00	2.975	3791
912833RY8	208877	2000	US TREASURY STRIP	03/05/2012	62,889.00	.000	02/15/2028	100,000.00	2.929	3791
912833RY8	209016	2000	US TREASURY STRIP	03/19/2012	29,611.50	.000	02/15/2028	50,000.00	3.320	3791
912833RY8	209141	2000	US TREASURY STRIP	04/05/2012	30,201.50	.000	02/15/2028	50,000.00	3.203	3791
912833RY8	209933	2000	US TREASURY STRIP	04/30/2012	31,377.00	.000	02/15/2028	50,000.00	2.972	3791
912833RY8	213295	2000	US TREASURY STRIP	03/25/2013	32,899.00	.000	02/15/2028	50,000.00	2.830	3791
912833RY8	213365	2000	US TREASURY STRIP	03/28/2013	66,007.00	.000	02/15/2028	100,000.00	2.810	3791
912833RY8	213442	2000	US TREASURY STRIP	04/04/2013	33,484.00	.000	02/15/2028	50,000.00	2.715	3791



Run Date: 10/11/2017 8:00:52 AM

Investments Outstanding As Of Date: 9/29/2017

INVENTORY BY MATURITY REPORT

CUSIP	Investment #	Fund	Issuer	Purchase Date	Current Book	Current Rate	Maturity Date	Current Par	YTM	Days to Maturity
912833RY8	213509	2000	US TREASURY STRIP	04/12/2013	68,518.00	.000	02/15/2028	100,000.00	2.563	3791
912833RY8	214261	2000	US TREASURY STRIP	05/02/2013	69,452.00	.000	02/15/2028	100,000.00	2.480	3791
912833RY8	216915	2000	US TREASURY STRIP	03/21/2014	157,507.50	.000	02/15/2028	250,000.00	3.350	3791
912833RY8	220881	2000	US TREASURY STRIP	02/13/2015	29,518.80	.000	02/15/2028	40,000.00	2.350	3791
912833RY8	222331	2000	US TREASURY STRIP	04/30/2015	29,739.20	.000	02/15/2028	40,000.00	2.330	3791
912833RY8	225721	2000	USTREASURYSTRIP	03/17/2016	30,577.20	.000	02/15/2028	40,000.00	2.267	3791
912833RY8	225756	2000	USTREASURYSTRIP	03/17/2016	13,962.89	.000	02/15/2028	18,250.00	2.260	3791
912833RY8	229663	2000	S 0 02-15-28	02/24/2017	38,783.16	.000	02/15/2028	52,000.00	2.690	3791
912833RY8	230022	2000	S 0 02-15-28	03/24/2017	299,124.00	.000	02/15/2028	400,000.00	2.685	3791
912833RY8	230119	2000	S 0 02-15-28	03/30/2017	188,612.50	.000	02/15/2028	250,000.00	2.606	3791
912833RY8	230239	2000	S 0 02-15-28	04/06/2017	37,929.50	.000	02/15/2028	50,000.00	2.560	3791
912833RY8	230334	2000	S 0 02-15-28	04/17/2017	30,562.40	.000	02/15/2028	40,000.00	2.500	3791
912833RY8	230993	2000	S 0 02-15-28	04/28/2017	191,160.00	.000	02/15/2028	250,000.00	2.500	3791
912833WQ9	186341	2010	US TREASURY STRIP	05/22/2008	2,914,416.94	.000	05/15/2028	7,538,000.00	4.813	3881
912833WQ9	186672	2000	US TREASURY STRIP	06/09/2008	9,572.00	.000	05/15/2028	25,000.00	4.875	3881
912833WQ9	187235	2000	US TREASURY STRIP	07/11/2008	3,993.00	.000	05/15/2028	10,000.00	4.680	3881
912833WQ9	192224	2000	US TREASURY STRIP	05/13/2009	63,585.00	.000	05/15/2028	150,000.00	4.567	3881
912833WQ9	193242	2000	US TREASURY STRIP	08/18/2009	22,379.83	.000	05/15/2028	50,000.00	4.335	3881
912833WQ9	197110	2000	US TREASURY STRIP	05/11/2010	137,853.61	.000	05/15/2028	306,000.00	4.477	3881
912833WQ9	197202	2000	US TREASURY STRIP	05/14/2010	11,177.00	.000	05/15/2028	25,000.00	4.522	3881
912833WQ9	198382	2000	US TREASURY STRIP	06/30/2010	24,247.50	.000	05/15/2028	50,000.00	4.090	3881
912833WQ9	198711	2000	US TREASURY STRIP	07/13/2010	48,200.00	.000	05/15/2028	100,000.00	4.133	3881
912833WQ9	205482	2000	US TREASURY STRIP	05/09/2011	47,643.00	.000	05/15/2028	100,000.00	4.405	3881
912833WQ9	206127	2000	US TREASURY STRIP	06/13/2011	49,493.00	.000	05/15/2028	100,000.00	4.200	3881
912833WQ9	206327	2000	US TREASURY STRIP	06/23/2011	24,652.00	.000	05/15/2028	50,000.00	4.230	3881
912833WQ9	206379	2000	US TREASURY STRIP	06/27/2011	24,620.50	.000	05/15/2028	50,000.00	4.240	3881
912833WQ9	210186	2000	US TREASURY STRIP	05/16/2012	32,309.50	.000	05/15/2028	50,000.00	2.748	3881
912833WQ9	210401	2000	US TREASURY STRIP	06/06/2012	34,894.00	.000	05/15/2028	50,000.00	2.269	3881
912833WQ9	210607	2000	US TREASURY STRIP	06/25/2012	33,486.00	.000	05/15/2028	50,000.00	2.539	3881
912833WQ9	214713	2000	US TREASURY STRIP	06/17/2013	31,699.00	.000	05/15/2028	50,000.00	3.080	3881
912833WQ9	218190	2000	US TREASURY STRIP	06/26/2014	32,263.00	.000	05/15/2028	50,000.00	3.180	3881
912833WQ9	218216	2000	US TREASURY STRIP	06/27/2014	32,103.00	.000	05/15/2028	50,000.00	3.217	3881
912833WQ9	218586	2000	US TREASURY STRIP	07/31/2014	33,116.00	.000	05/15/2028	50,000.00	3.010	3881



Run Date: 10/11/2017 8:00:52 AM

Investments Outstanding As Of Date: 9/29/2017

INVENTORY BY MATURITY REPORT

CUSIP	Investment #	Fund	Issuer	Purchase Date	Current Book	Current Rate	Maturity Date	Current Par	YTM	Days to Maturity
912833WQ9	222629	2000	US TREASURY STRIP	05/21/2015	177,315.00	.000	05/15/2028	250,000.00	2.663	3881
912833WQ9	226881	2000	US TREASURY STRI ZERO-% 5	05/26/2016	92,816.40	.000	05/15/2028	120,000.00	2.157	3881
912833WQ9	227321	2000	US TREASURY STRI ZERO-% 5	07/15/2016	40,803.00	.000	05/15/2028	50,000.00	1.725	3881
912833WQ9	227504	2000	US TREASURY STRI ZERO-% 5	07/29/2016	32,340.80	.000	05/15/2028	40,000.00	1.810	3881
912833WQ9	227676	2000	US TREASURY STRI ZERO-% 5	08/12/2016	80,672.00	.000	05/15/2028	100,000.00	1.835	3881
912833WQ9	231310	2000	S 0 05-15-28	05/11/2017	30,107.20	.000	05/15/2028	40,000.00	2.597	3881
912833WQ9	231599	2000	S 0 05-15-28	06/02/2017	30,636.80	.000	05/15/2028	40,000.00	2.450	3881
31359YCY1	173971	2000	FNMA STRIP	12/14/2005	124,161.72	.000	07/15/2028	402,000.00	5.270	3942
912833RZ5	178594	2000	US TREASURY STRIP	10/26/2006	46,993.14	.000	08/15/2028	138,000.00	5.002	3973
912833RZ5	188170	2010	US TREASURY STRIP	09/22/2008	247,104.00	.000	08/15/2028	576,000.00	4.299	3973
912833RZ5	193261	2000	US TREASURY STRIP	08/18/2009	41,670.25	.000	08/15/2028	100,000.00	4.663	3973
912833RZ5	199568	2000	US TREASURY STRIP	08/13/2010	24,355.00	.000	08/15/2028	50,000.00	4.035	3973
912833RZ5	200631	2000	US TREASURY STRIP	09/24/2010	50,193.00	.000	08/15/2028	100,000.00	3.890	3973
912833RZ5	207498	2000	US TREASURY STRIP	09/23/2011	30,028.50	.000	08/15/2028	50,000.00	3.041	3973
912833RZ5	207868	2000	US TREASURY STRIP	10/31/2011	58,924.00	.000	08/15/2028	100,000.00	3.175	3973
912833RZ5	207921	2000	US TREASURY STRIP	11/03/2011	29,338.50	.000	08/15/2028	50,000.00	3.202	3973
912833RZ5	211247	2000	US TREASURY STRIP	08/17/2012	33,155.50	.000	08/15/2028	50,000.00	2.585	3973
912833RZ5	211307	2000	US TREASURY STRIP	08/22/2012	65,071.00	.000	08/15/2028	100,000.00	2.707	3973
912833RZ5	215302	2000	US TREASURY STRIP	08/16/2013	29,367.00	.000	08/15/2028	50,000.00	3.580	3973
912833RZ5	215626	2000	US TREASURY STRIP	09/26/2013	29,645.50	.000	08/15/2028	50,000.00	3.542	3973
912833RZ5	215889	2000	US TREASURY STRIP	11/01/2013	61,006.00	.000	08/15/2028	100,000.00	3.370	3973
912833RZ5	218844	2000	US TREASURY STRIP	08/28/2014	267,208.00	.000	08/15/2028	400,000.00	2.910	3973
912833RZ5	219036	2000	US TREASURY STRIP	09/18/2014	65,100.00	.000	08/15/2028	100,000.00	3.110	3973
912833RZ5	219298	2000	US TREASURY STRIP	10/17/2014	27,454.80	.000	08/15/2028	40,000.00	2.740	3973
912833RZ5	224322	2000	USTREASURYSTRIP	10/08/2015	73,358.00	.000	08/15/2028	100,000.00	2.425	3973
912833RZ5	224490	2000	USTREASURYSTRIP	10/22/2015	73,193.00	.000	08/15/2028	100,000.00	2.450	3973
912833RZ5	224568	2000	USTREASURYSTRIP	10/29/2015	29,199.60	.000	08/15/2028	40,000.00	2.475	3973
912833RZ5	228080	2000	US TREASURY STRI ZERO-% 8	09/23/2016	39,718.00	.000	08/15/2028	50,000.00	1.945	3973
912833RZ5	228292	2000	US TREASURY STRI ZERO-% 8	10/14/2016	196,607.50	.000	08/15/2028	250,000.00	2.040	3973
3134A4CJ1	173969	2000	FHLMC STRIP	12/14/2005	391,074.72	.000	09/15/2028	1,252,000.00	5.180	4004
912833WR7	189269	2000	US TREASURY STRIP	11/21/2008	2,100.00	.000	11/15/2028	5,000.00	4.389	4065
912833WR7	194201	2000	US TREASURY STRIP	11/24/2009	42,737.00	.000	11/15/2028	100,000.00	4.531	4065
912833WR7	194734	2000	US TREASURY STRIP	01/28/2010	20,819.50	.000	11/15/2028	50,000.00	4.716	4065



Run Date: 10/11/2017 8:00:52 AM

Investments Outstanding As Of Date: 9/29/2017

INVENTORY BY MATURITY REPORT

CUSIP	Investment #	Fund	Issuer	Purchase Date	Current Book	Current Rate	Maturity Date	Current Par	YTM	Days to Maturity
912833WR7	201940	2000	US TREASURY STRIP	11/17/2010	23,377.00	.000	11/15/2028	50,000.00	4.270	4065
912833WR7	202156	2000	US TREASURY STRIP	11/24/2010	23,077.00	.000	11/15/2028	50,000.00	4.348	4065
912833WR7	203395	2000	US TREASURY STRIP	01/31/2011	43,735.00	.000	11/15/2028	100,000.00	4.704	4065
912833WR7	212197	2000	US TREASURY STRIP	11/30/2012	100,618.50	.000	11/15/2028	150,000.00	2.518	4065
912833WR7	212327	2000	US TREASURY STRIP	12/13/2012	234,944.50	.000	11/15/2028	350,000.00	2.519	4065
912833WR7	212656	2000	US TREASURY STRIP	01/17/2013	32,371.50	.000	11/15/2028	50,000.00	2.766	4065
912833WR7	216076	2000	US TREASURY STRIP	11/21/2013	29,533.00	.000	11/15/2028	50,000.00	3.545	4065
912833WR7	216421	2000	US TREASURY STRIP	01/09/2014	57,622.00	.000	11/15/2028	100,000.00	3.747	4065
912833WR7	219696	2000	US TREASURY STRIP	11/20/2014	167,887.50	.000	11/15/2028	250,000.00	2.867	4065
912833WR7	220251	2000	US TREASURY STRIP	01/09/2015	36,428.00	.000	11/15/2028	50,000.00	2.300	4065
912833WR7	220353	2000	US TREASURY STRIP	01/20/2015	72,720.00	.000	11/15/2028	100,000.00	2.319	4065
912833WR7	220440	2000	US TREASURY STRIP	01/26/2015	73,835.00	.000	11/15/2028	100,000.00	2.210	4065
912833WR7	220460	2000	US TREASURY STRIP	01/26/2015	36,834.50	.000	11/15/2028	50,000.00	2.227	4065
912833WR7	220480	2000	US TREASURY STRIP	01/26/2015	29,477.60	.000	11/15/2028	40,000.00	2.224	4065
912833WR7	220508	2000	US TREASURY STRIP	01/27/2015	184,852.50	.000	11/15/2028	250,000.00	2.200	4065
912833WR7	220612	2000	US TREASURY STRIP	01/29/2015	183,205.00	.000	11/15/2028	250,000.00	2.266	4065
912833WR7	225026	2000	USTREASURYSTRI	12/24/2015	179,707.50	.000	11/15/2028	250,000.00	2.577	4065
912833WR7	225349	2000	USTREASURYSTRI	02/04/2016	73,937.00	.000	11/15/2028	100,000.00	2.377	4065
912833WR7	228577	2000	US TREASURY STRI ZERO-% 1	11/14/2016	13,946.58	.000	11/15/2028	18,000.00	2.137	4065
912833WR7	229128	2000	S 0 11-15-28	01/12/2017	14,592.80	.000	11/15/2028	20,000.00	2.680	4065
912833WR7	229129	2000	S 0 11-15-28	01/12/2017	14,592.80	.000	11/15/2028	20,000.00	2.680	4065
912833WR7	229265	2000	S 0 11-15-28	01/26/2017	182,175.00	.000	11/15/2028	250,000.00	2.700	4065
912833WR7	229411	2000	S 0 11-15-28	02/02/2017	28,960.40	.000	11/15/2028	40,000.00	2.760	4065
31359YCZ8	173966	2000	FNMA STRIP	12/14/2005	155,772.45	.000	01/15/2029	513,000.00	5.230	4126
912833XN5	184846	2000	US TREASURY STRIP	02/28/2008	3,646.82	.000	02/15/2029	10,000.00	4.870	4157
912833XN5	185236	2000	US TREASURY STRIP	03/27/2008	4,000.00	.000	02/15/2029	10,000.00	4.435	4157
912833XN5	185627	2000	US TREASURY STRIP	04/16/2008	3,990.00	.000	02/15/2029	10,000.00	4.459	4157
912833XN5	185891	2000	US TREASURY STRIP	04/28/2008	9,590.25	.000	02/15/2029	25,000.00	4.660	4157
912833XN5	191128	2000	US TREASURY STRIP	04/13/2009	2,350.00	.000	02/15/2029	5,000.00	3.841	4157
912833XN5	194865	2000	US TREASURY STRIP	02/08/2010	40,420.00	.000	02/15/2029	100,000.00	4.820	4157
912833XN5	195189	2000	US TREASURY STRIP	03/03/2010	21,321.50	.000	02/15/2029	50,000.00	4.547	4157
912833XN5	195396	2000	US TREASURY STRIP	03/12/2010	40,031.00	.000	02/15/2029	100,000.00	4.895	4157
912833XN5	195865	2000	US TREASURY STRIP	04/08/2010	19,674.00	.000	02/15/2029	50,000.00	5.008	4157





Run Date: 10/11/2017 8:00:52 AM

Investments Outstanding As Of Date: 9/29/2017

INVENTORY BY MATURITY REPORT

CUSIP	Investment #	Fund	Issuer	Purchase Date	Current Book	Current Rate	Maturity Date	Current Par	YTM	Days to Maturity
912833XN5	196890	2000	US TREASURY STRIP	04/30/2010	20,728.50	.000	02/15/2029	50,000.00	4.740	4157
912833XN5	203864	2000	US TREASURY STRIP	02/28/2011	21,484.00	.000	02/15/2029	50,000.00	4.758	4157
912833XN5	204511	2000	US TREASURY STRIP	04/12/2011	42,819.00	.000	02/15/2029	100,000.00	4.810	4157
912833XN5	205424	2000	US TREASURY STRIP	05/05/2011	45,195.00	.000	02/15/2029	100,000.00	4.517	4157
912833XN5	208707	2000	US TREASURY STRIP	02/16/2012	30,015.50	.000	02/15/2029	50,000.00	3.025	4157
912833XN5	208878	2000	US TREASURY STRIP	03/05/2012	60,629.00	.000	02/15/2029	100,000.00	2.974	4157
912833XN5	209017	2000	US TREASURY STRIP	03/19/2012	28,462.50	.000	02/15/2029	50,000.00	3.360	4157
912833XN5	209142	2000	US TREASURY STRIP	04/05/2012	29,073.00	.000	02/15/2029	50,000.00	3.241	4157
912833XN5	209934	2000	US TREASURY STRIP	04/30/2012	30,194.00	.000	02/15/2029	50,000.00	3.026	4157
912833XN5	213296	2000	US TREASURY STRIP	03/25/2013	31,539.50	.000	02/15/2029	50,000.00	2.920	4157
912833XN5	213366	2000	US TREASURY STRIP	03/28/2013	63,263.00	.000	02/15/2029	100,000.00	2.903	4157
912833XN5	213443	2000	US TREASURY STRIP	04/04/2013	32,116.50	.000	02/15/2029	50,000.00	2.809	4157
912833XN5	213510	2000	US TREASURY STRIP	04/12/2013	65,831.00	.000	02/15/2029	100,000.00	2.656	4157
912833XN5	214262	2000	US TREASURY STRIP	05/02/2013	66,921.00	.000	02/15/2029	100,000.00	2.560	4157
912833XN5	216916	2000	US TREASURY STRIP	03/21/2014	150,362.50	.000	02/15/2029	250,000.00	3.440	4157
912833XN5	220882	2000	US TREASURY STRIP	02/13/2015	28,678.00	.000	02/15/2029	40,000.00	2.390	4157
912833XN5	222332	2000	US TREASURY STRIP	04/30/2015	28,782.00	.000	02/15/2029	40,000.00	2.400	4157
912833XN5	225724	2000	USTREASURYSTRIP	03/17/2016	29,622.80	.000	02/15/2029	40,000.00	2.339	4157
912833XN5	225758	2000	USTREASURYSTRIP	03/17/2016	13,531.10	.000	02/15/2029	18,250.00	2.330	4157
912833XN5	229665	2000	S 0 02-15-29	02/24/2017	37,537.76	.000	02/15/2029	52,000.00	2.740	4157
912833XN5	230023	2000	S 0 02-15-29	03/24/2017	289,192.00	.000	02/15/2029	400,000.00	2.745	4157
912833XN5	230120	2000	S 0 02-15-29	03/30/2017	182,500.00	.000	02/15/2029	250,000.00	2.666	4157
912833XN5	230240	2000	S 0 02-15-29	04/06/2017	36,675.00	.000	02/15/2029	50,000.00	2.630	4157
912833XN5	230335	2000	S 0 02-15-29	04/17/2017	29,604.00	.000	02/15/2029	40,000.00	2.560	4157
912833XN5	230994	2000	S 0 02-15-29	04/28/2017	185,170.00	.000	02/15/2029	250,000.00	2.560	4157
912833XS4	186343	2010	US TREASURY STRIP	05/22/2008	2,772,174.88	.000	05/15/2029	7,538,000.00	4.825	4246
912833XS4	186673	2000	US TREASURY STRIP	06/09/2008	9,140.50	.000	05/15/2029	25,000.00	4.865	4246
912833XS4	187236	2000	US TREASURY STRIP	07/11/2008	3,824.10	.000	05/15/2029	10,000.00	4.665	4246
912833XS4	197112	2000	US TREASURY STRIP	05/11/2010	131,543.89	.000	05/15/2029	306,000.00	4.490	4246
912833XS4	197204	2000	US TREASURY STRIP	05/14/2010	10,619.00	.000	05/15/2029	25,000.00	4.557	4246
912833XS4	198383	2000	US TREASURY STRIP	06/30/2010	23,037.00	.000	05/15/2029	50,000.00	4.148	4246
912833XS4	198712	2000	US TREASURY STRIP	07/13/2010	45,800.00	.000	05/15/2029	100,000.00	4.188	4246
912833XS4	205483	2000	US TREASURY STRIP	05/09/2011	45,223.00	.000	05/15/2029	100,000.00	4.453	4246



Run Date: 10/11/2017 8:00:52 AM

Investments Outstanding As Of Date: 9/29/2017

INVENTORY BY MATURITY REPORT

CUSIP	Investment #	Fund	Issuer	Purchase Date	Current Book	Current Rate	Maturity Date	Current Par	YTM	Days to Maturity
912833XS4	206128	2000	US TREASURY STRIP	06/13/2011	46,816.00	.000	05/15/2029	100,000.00	4.280	4246
912833XS4	206326	2000	US TREASURY STRIP	06/23/2011	23,435.00	.000	05/15/2029	50,000.00	4.280	4246
912833XS4	206381	2000	US TREASURY STRIP	06/27/2011	23,374.50	.000	05/15/2029	50,000.00	4.297	4246
912833XS4	210187	2000	US TREASURY STRIP	05/16/2012	31,146.00	.000	05/15/2029	50,000.00	2.804	4246
912833XS4	210402	2000	US TREASURY STRIP	06/06/2012	33,823.50	.000	05/15/2029	50,000.00	2.321	4246
912833XS4	210608	2000	US TREASURY STRIP	06/25/2012	32,418.00	.000	05/15/2029	50,000.00	2.582	4246
912833XS4	214714	2000	US TREASURY STRIP	06/17/2013	30,314.50	.000	05/15/2029	50,000.00	3.170	4246
912833XS4	218191	2000	US TREASURY STRIP	06/26/2014	30,919.50	.000	05/15/2029	50,000.00	3.255	4246
912833XS4	218217	2000	US TREASURY STRIP	06/27/2014	30,768.50	.000	05/15/2029	50,000.00	3.289	4246
912833XS4	218587	2000	US TREASURY STRIP	07/31/2014	31,815.00	.000	05/15/2029	50,000.00	3.080	4246
912833XS4	222631	2000	US TREASURY STRIP	05/21/2015	170,645.00	.000	05/15/2029	250,000.00	2.750	4246
912833XS4	226882	2000	US TREASURY STRI ZERO-% 5	05/26/2016	90,230.40	.000	05/15/2029	120,000.00	2.210	4246
912833XS4	227322	2000	US TREASURY STRI ZERO-% 5	07/15/2016	39,854.00	.000	05/15/2029	50,000.00	1.775	4246
912833XS4	227505	2000	US TREASURY STRI ZERO-% 5	07/29/2016	31,562.40	.000	05/15/2029	40,000.00	1.860	4246
912833XS4	227677	2000	US TREASURY STRI ZERO-% 5	08/12/2016	78,862.00	.000	05/15/2029	100,000.00	1.870	4246
912833XS4	231311	2000	S 0 05-15-29	05/11/2017	29,104.80	.000	05/15/2029	40,000.00	2.665	4246
912833XS4	231601	2000	S 0 05-15-29	06/02/2017	29,688.80	.000	05/15/2029	40,000.00	2.510	4246
912833XP0	178595	2000	US TREASURY STRIP	10/26/2006	44,867.94	.000	08/15/2029	138,000.00	4.988	4338
912833XP0	188171	2010	US TREASURY STRIP	09/22/2008	237,248.64	.000	08/15/2029	576,000.00	4.290	4338
912833XP0	199569	2000	US TREASURY STRIP	08/13/2010	23,141.00	.000	08/15/2029	50,000.00	4.095	4338
912833XP0	200632	2000	US TREASURY STRIP	09/24/2010	47,851.00	.000	08/15/2029	100,000.00	3.940	4338
912833XP0	207499	2000	US TREASURY STRIP	09/23/2011	28,792.50	.000	08/15/2029	50,000.00	3.108	4338
912833XP0	207869	2000	US TREASURY STRIP	10/31/2011	56,550.00	.000	08/15/2029	100,000.00	3.230	4338
912833XP0	207922	2000	US TREASURY STRIP	11/03/2011	28,163.50	.000	08/15/2029	50,000.00	3.254	4338
912833XP0	211248	2000	US TREASURY STRIP	08/17/2012	32,050.50	.000	08/15/2029	50,000.00	2.634	4338
912833XP0	211308	2000	US TREASURY STRIP	08/22/2012	62,827.00	.000	08/15/2029	100,000.00	2.756	4338
912833XP0	215303	2000	US TREASURY STRIP	08/16/2013	28,077.00	.000	08/15/2029	50,000.00	3.640	4338
912833XP0	215627	2000	US TREASURY STRIP	09/26/2013	28,280.50	.000	08/15/2029	50,000.00	3.620	4338
912833XP0	215890	2000	US TREASURY STRIP	11/01/2013	58,272.00	.000	08/15/2029	100,000.00	3.450	4338
912833XP0	218845	2000	US TREASURY STRIP	08/28/2014	257,308.00	.000	08/15/2029	400,000.00	2.970	4338
912833XP0	219037	2000	US TREASURY STRIP	09/18/2014	62,500.00	.000	08/15/2029	100,000.00	3.178	4338
912833XP0	219297	2000	US TREASURY STRIP	10/17/2014	26,503.60	.000	08/15/2029	40,000.00	2.795	4338
912833XP0	224323	2000	USTREASURYSTRIP	10/08/2015	70,977.00	.000	08/15/2029	100,000.00	2.490	4338



Run Date: 10/11/2017 8:00:52 AM

Investments Outstanding As Of Date: 9/29/2017

INVENTORY BY MATURITY REPORT

CUSIP	Investment #	Fund	Issuer	Purchase Date	Current Book	Current Rate	Maturity Date	Current Par	YTM	Days to Maturity
912833XP0	224491	2000	USTREASURYSTRIP	10/22/2015	70,753.00	.000	08/15/2029	100,000.00	2.520	4338
912833XP0	224569	2000	USTREASURYSTRIP	10/29/2015	28,246.80	.000	08/15/2029	40,000.00	2.538	4338
912833XP0	228081	2000	US TREASURY STRI ZERO-% 8	09/23/2016	38,585.50	.000	08/15/2029	50,000.00	2.020	4338
912833XP0	228293	2000	US TREASURY STRI ZERO-% 8	10/14/2016	191,315.00	.000	08/15/2029	250,000.00	2.095	4338
912833XT2	189270	2000	US TREASURY STRIP	11/21/2008	2,012.50	.000	11/15/2029	5,000.00	4.384	4430
912833XT2	201941	2000	US TREASURY STRIP	11/17/2010	22,038.00	.000	11/15/2029	50,000.00	4.360	4430
912833XT2	202157	2000	US TREASURY STRIP	11/24/2010	21,799.50	.000	11/15/2029	50,000.00	4.423	4430
912833XT2	203396	2000	US TREASURY STRIP	01/31/2011	41,397.00	.000	11/15/2029	100,000.00	4.750	4430
912833XT2	212198	2000	US TREASURY STRIP	11/30/2012	97,201.50	.000	11/15/2029	150,000.00	2.575	4430
912833XT2	212328	2000	US TREASURY STRIP	12/13/2012	227,090.50	.000	11/15/2029	350,000.00	2.573	4430
912833XT2	212657	2000	US TREASURY STRIP	01/17/2013	31,166.50	.000	11/15/2029	50,000.00	2.829	4430
912833XT2	216077	2000	US TREASURY STRIP	11/21/2013	28,157.50	.000	11/15/2029	50,000.00	3.625	4430
912833XT2	216422	2000	US TREASURY STRIP	01/09/2014	54,936.00	.000	11/15/2029	100,000.00	3.816	4430
912833XT2	219698	2000	US TREASURY STRIP	11/20/2014	162,167.50	.000	11/15/2029	250,000.00	2.909	4430
912833XT2	220252	2000	US TREASURY STRIP	01/09/2015	35,448.00	.000	11/15/2029	50,000.00	2.330	4430
912833XT2	220354	2000	US TREASURY STRIP	01/20/2015	70,649.00	.000	11/15/2029	100,000.00	2.359	4430
912833XT2	220442	2000	US TREASURY STRIP	01/26/2015	71,914.00	.000	11/15/2029	100,000.00	2.240	4430
912833XT2	220461	2000	US TREASURY STRIP	01/26/2015	35,838.50	.000	11/15/2029	50,000.00	2.263	4430
912833XT2	220481	2000	US TREASURY STRIP	01/26/2015	28,673.20	.000	11/15/2029	40,000.00	2.262	4430
912833XT2	220509	2000	US TREASURY STRIP	01/27/2015	179,532.50	.000	11/15/2029	250,000.00	2.250	4430
912833XT2	220613	2000	US TREASURY STRIP	01/29/2015	178,337.50	.000	11/15/2029	250,000.00	2.297	4430
912833XT2	225027	2000	USTREASURYSTRIP	12/24/2015	174,040.00	.000	11/15/2029	250,000.00	2.624	4430
912833XT2	225330	2000	USTREASURYSTRIP	02/04/2016	71,526.00	.000	11/15/2029	100,000.00	2.447	4430
912833XT2	228578	2000	US TREASURY STRI ZERO-% 1	11/14/2016	14,310.23	.000	11/15/2029	19,000.00	2.192	4430
912833XT2	229130	2000	S 0 11-15-29	01/12/2017	14,155.60	.000	11/15/2029	20,000.00	2.710	4430
912833XT2	229131	2000	S 0 11-15-29	01/12/2017	14,155.60	.000	11/15/2029	20,000.00	2.710	4430
912833XT2	229277	2000	S 0 11-15-29	01/26/2017	176,237.50	.000	11/15/2029	250,000.00	2.750	4430
912833XT2	229412	2000	S 0 11-15-29	02/02/2017	28,035.60	.000	11/15/2029	40,000.00	2.800	4430
31359YDB0	173967	2000	FMNA STRIP	12/14/2005	149,678.01	.000	01/15/2030	513,000.00	5.180	4491
912833XX3	184847	2000	US TREASURY STRIP	02/28/2008	3,482.97	.000	02/15/2030	10,000.00	4.860	4522
912833XX3	185237	2000	US TREASURY STRIP	03/27/2008	3,800.00	.000	02/15/2030	10,000.00	4.470	4522
912833XX3	185628	2000	US TREASURY STRIP	04/16/2008	3,800.00	.000	02/15/2030	10,000.00	4.481	4522
912833XX3	185892	2000	US TREASURY STRIP	04/28/2008	9,217.25	.000	02/15/2030	25,000.00	4.630	4522



Run Date: 10/11/2017 8:00:52 AM

Investments Outstanding As Of Date: 9/29/2017

INVENTORY BY MATURITY REPORT

CUSIP	Investment #	Fund	Issuer	Purchase Date	Current Book	Current Rate	Maturity Date	Current Par	YTM	Days to Maturity
912833XX3	191130	2000	US TREASURY STRIP	04/13/2009	2,250.00	.000	02/15/2030	5,000.00	3.868	4522
912833XX3	203865	2000	US TREASURY STRIP	02/28/2011	20,308.00	.000	02/15/2030	50,000.00	4.808	4522
912833XX3	204512	2000	US TREASURY STRIP	04/12/2011	40,681.00	.000	02/15/2030	100,000.00	4.830	4522
912833XX3	205425	2000	US TREASURY STRIP	05/05/2011	42,849.00	.000	02/15/2030	100,000.00	4.564	4522
912833XX3	208708	2000	US TREASURY STRIP	02/16/2012	28,921.50	.000	02/15/2030	50,000.00	3.065	4522
912833XX3	208879	2000	US TREASURY STRIP	03/05/2012	58,409.00	.000	02/15/2030	100,000.00	3.018	4522
912833XX3	209018	2000	US TREASURY STRIP	03/19/2012	27,336.50	.000	02/15/2030	50,000.00	3.400	4522
912833XX3	209143	2000	US TREASURY STRIP	04/05/2012	27,946.50	.000	02/15/2030	50,000.00	3.283	4522
912833XX3	209935	2000	US TREASURY STRIP	04/30/2012	29,070.50	.000	02/15/2030	50,000.00	3.071	4522
912833XX3	213297	2000	US TREASURY STRIP	03/25/2013	30,283.50	.000	02/15/2030	50,000.00	2.990	4522
912833XX3	213367	2000	US TREASURY STRIP	03/28/2013	60,753.00	.000	02/15/2030	100,000.00	2.973	4522
912833XX3	213444	2000	US TREASURY STRIP	04/04/2013	30,856.50	.000	02/15/2030	50,000.00	2.882	4522
912833XX3	213511	2000	US TREASURY STRIP	04/12/2013	63,428.00	.000	02/15/2030	100,000.00	2.721	4522
912833XX3	214263	2000	US TREASURY STRIP	05/02/2013	64,274.00	.000	02/15/2030	100,000.00	2.650	4522
912833XX3	216917	2000	US TREASURY STRIP	03/21/2014	143,740.00	.000	02/15/2030	250,000.00	3.510	4522
912833XX3	220883	2000	US TREASURY STRIP	02/13/2015	27,839.20	.000	02/15/2030	40,000.00	2.430	4522
912833XX3	222333	2000	US TREASURY STRIP	04/30/2015	27,898.80	.000	02/15/2030	40,000.00	2.450	4522
912833XX3	225726	2000	USTREASURYSTRIP	03/17/2016	28,864.80	.000	02/15/2030	40,000.00	2.358	4522
912833XX3	225761	2000	USTREASURYSTRIP	03/17/2016	13,166.83	.000	02/15/2030	18,250.00	2.360	4522
912833XX3	229666	2000	S 0 02-15-30	02/24/2017	36,343.84	.000	02/15/2030	52,000.00	2.780	4522
912833XX3	230024	2000	S 0 02-15-30	03/24/2017	279,628.00	.000	02/15/2030	400,000.00	2.795	4522
912833XX3	230116	2000	S 0 02-15-30	03/30/2017	176,715.00	.000	02/15/2030	250,000.00	2.711	4522
912833XX3	230222	2000	S 0 02-15-30	04/06/2017	35,593.00	.000	02/15/2030	50,000.00	2.660	4522
912833XX3	230336	2000	S 0 02-15-30	04/17/2017	28,751.20	.000	02/15/2030	40,000.00	2.590	4522
912833XX3	230976	2000	S 0 02-15-30	04/28/2017	179,835.00	.000	02/15/2030	250,000.00	2.590	4522
31359YEA1	173972	2000	FNMA STRIP	12/14/2005	446,896.72	.000	05/15/2030	1,558,000.00	5.180	4611
912833XU9	186344	2010	US TREASURY STRIP	05/22/2008	2,669,356.56	.000	05/15/2030	7,538,000.00	4.779	4611
912833XU9	186674	2000	US TREASURY STRIP	06/09/2008	8,796.00	.000	05/15/2030	25,000.00	4.820	4611
912833XU9	187237	2000	US TREASURY STRIP	07/11/2008	3,685.50	.000	05/15/2030	10,000.00	4.622	4611
912833XU9	197113	2000	US TREASURY STRIP	05/11/2010	125,451.43	.000	05/15/2030	306,000.00	4.506	4611
912833XU9	197205	2000	US TREASURY STRIP	05/14/2010	10,115.50	.000	05/15/2030	25,000.00	4.575	4611
912833XU9	198713	2000	US TREASURY STRIP	07/13/2010	43,800.00	.000	05/15/2030	100,000.00	4.205	4611
912833XU9	205484	2000	US TREASURY STRIP	05/09/2011	42,946.00	.000	05/15/2030	100,000.00	4.494	4611



Run Date: 10/11/2017 8:00:52 AM

Investments Outstanding As Of Date: 9/29/2017

INVENTORY BY MATURITY REPORT

CUSIP	Investment #	Fund	Issuer	Purchase Date	Current Book	Current Rate	Maturity Date	Current Par	YTM	Days to Maturity
912833XU9	206129	2000	US TREASURY STRIP	06/13/2011	44,555.00	.000	05/15/2030	100,000.00	4.319	4611
912833XU9	206325	2000	US TREASURY STRIP	06/23/2011	22,256.50	.000	05/15/2030	50,000.00	4.330	4611
912833XU9	206383	2000	US TREASURY STRIP	06/27/2011	22,195.00	.000	05/15/2030	50,000.00	4.348	4611
912833XU9	210188	2000	US TREASURY STRIP	05/16/2012	30,005.50	.000	05/15/2030	50,000.00	2.858	4611
912833XU9	210403	2000	US TREASURY STRIP	06/06/2012	32,844.50	.000	05/15/2030	50,000.00	2.356	4611
912833XU9	210609	2000	US TREASURY STRIP	06/25/2012	31,362.50	.000	05/15/2030	50,000.00	2.624	4611
912833XU9	214715	2000	US TREASURY STRIP	06/17/2013	29,084.00	.000	05/15/2030	50,000.00	3.230	4611
912833XU9	218192	2000	US TREASURY STRIP	06/26/2014	29,634.50	.000	05/15/2030	50,000.00	3.320	4611
912833XU9	218218	2000	US TREASURY STRIP	06/27/2014	29,671.00	.000	05/15/2030	50,000.00	3.313	4611
912833XU9	218588	2000	US TREASURY STRIP	07/31/2014	30,571.00	.000	05/15/2030	50,000.00	3.140	4611
912833XU9	222632	2000	US TREASURY STRIP	05/21/2015	164,140.00	.000	05/15/2030	250,000.00	2.828	4611
912833XU9	226889	2000	US TREASURY STRI ZERO-% 5	05/26/2016	87,688.80	.000	05/15/2030	120,000.00	2.258	4611
912833XU9	227323	2000	US TREASURY STRI ZERO-% 5	07/15/2016	39,075.50	.000	05/15/2030	50,000.00	1.790	4611
912833XU9	227506	2000	US TREASURY STRI ZERO-% 5	07/29/2016	30,878.00	.000	05/15/2030	40,000.00	1.885	4611
912833XU9	227678	2000	US TREASURY STRI ZERO-% 5	08/12/2016	77,039.00	.000	05/15/2030	100,000.00	1.905	4611
912833XU9	231312	2000	S O 05-15-30	05/11/2017	28,257.20	.000	05/15/2030	40,000.00	2.689	4611
912833XU9	231583	2000	S O 05-15-30	06/02/2017	28,846.80	.000	05/15/2030	40,000.00	2.540	4611
912833XY1	178596	2000	US TREASURY STRIP	10/26/2006	43,180.20	.000	08/15/2030	138,000.00	4.941	4703
912833XY1	188172	2010	US TREASURY STRIP	09/22/2008	228,124.80	.000	08/15/2030	576,000.00	4.275	4703
912833XY1	207500	2000	US TREASURY STRIP	09/23/2011	27,601.50	.000	08/15/2030	50,000.00	3.170	4703
912833XY1	207870	2000	US TREASURY STRIP	10/31/2011	54,463.00	.000	08/15/2030	100,000.00	3.260	4703
912833XY1	207923	2000	US TREASURY STRIP	11/03/2011	27,138.50	.000	08/15/2030	50,000.00	3.280	4703
912833XY1	211249	2000	US TREASURY STRIP	08/17/2012	31,018.00	.000	08/15/2030	50,000.00	2.671	4703
912833XY1	211309	2000	US TREASURY STRIP	08/22/2012	60,719.00	.000	08/15/2030	100,000.00	2.794	4703
912833XY1	215304	2000	US TREASURY STRIP	08/16/2013	26,768.00	.000	08/15/2030	50,000.00	3.710	4703
912833XY1	215628	2000	US TREASURY STRIP	09/26/2013	27,014.00	.000	08/15/2030	50,000.00	3.679	4703
912833XY1	215891	2000	US TREASURY STRIP	11/01/2013	55,712.00	.000	08/15/2030	100,000.00	3.515	4703
912833XY1	218846	2000	US TREASURY STRIP	08/28/2014	247,876.00	.000	08/15/2030	400,000.00	3.020	4703
912833XY1	219038	2000	US TREASURY STRIP	09/18/2014	60,300.00	.000	08/15/2030	100,000.00	3.205	4703
912833XY1	219290	2000	US TREASURY STRIP	10/17/2014	25,637.60	.000	08/15/2030	40,000.00	2.830	4703
912833XY1	224324	2000	USTREASURYSTRIP	10/08/2015	68,686.00	.000	08/15/2030	100,000.00	2.545	4703
912833XY1	224492	2000	USTREASURYSTRIP	10/22/2015	68,401.00	.000	08/15/2030	100,000.00	2.580	4703
912833XY1	224570	2000	USTREASURYSTRIP	10/29/2015	27,323.60	.000	08/15/2030	40,000.00	2.593	4703



Run Date: 10/11/2017 8:00:52 AM

Investments Outstanding As Of Date: 9/29/2017

INVENTORY BY MATURITY REPORT

CUSIP	Investment #	Fund	Issuer	Purchase Date	Current Book	Current Rate	Maturity Date	Current Par	YTM	Days to Maturity
912833XY1	228092	2000	US TREASURY STRI ZERO-% 8	09/23/2016	37,558.50	.000	08/15/2030	50,000.00	2.070	4703
912833XY1	228274	2000	US TREASURY STRI ZERO-% 8	10/14/2016	185,965.00	.000	08/15/2030	250,000.00	2.150	4703
9128337N4	189271	2000	US TREASURY STRIP	11/21/2008	1,925.00	.000	11/15/2030	5,000.00	4.389	4795
9128337N4	203397	2000	US TREASURY STRIP	01/31/2011	39,285.00	.000	11/15/2030	100,000.00	4.778	4795
9128337N4	212199	2000	US TREASURY STRIP	11/30/2012	93,927.00	.000	11/15/2030	150,000.00	2.624	4795
9128337N4	212329	2000	US TREASURY STRIP	12/13/2012	219,327.50	.000	11/15/2030	350,000.00	2.625	4795
9128337N4	212658	2000	US TREASURY STRIP	01/17/2013	30,017.00	.000	11/15/2030	50,000.00	2.883	4795
9128337N4	216078	2000	US TREASURY STRIP	11/21/2013	26,893.50	.000	11/15/2030	50,000.00	3.685	4795
9128337N4	216423	2000	US TREASURY STRIP	01/09/2014	52,384.00	.000	11/15/2030	100,000.00	3.875	4795
9128337N4	219699	2000	US TREASURY STRIP	11/20/2014	156,930.00	.000	11/15/2030	250,000.00	2.934	4795
9128337N4	220253	2000	US TREASURY STRIP	01/09/2015	34,473.50	.000	11/15/2030	50,000.00	2.360	4795
9128337N4	220355	2000	US TREASURY STRIP	01/20/2015	68,765.00	.000	11/15/2030	100,000.00	2.382	4795
9128337N4	220443	2000	US TREASURY STRIP	01/26/2015	70,110.00	.000	11/15/2030	100,000.00	2.260	4795
9128337N4	220462	2000	US TREASURY STRIP	01/26/2015	34,948.50	.000	11/15/2030	50,000.00	2.279	4795
9128337N4	220482	2000	US TREASURY STRIP	01/26/2015	27,948.00	.000	11/15/2030	40,000.00	2.282	4795
9128337N4	220510	2000	US TREASURY STRIP	01/27/2015	175,012.50	.000	11/15/2030	250,000.00	2.270	4795
9128337N4	220614	2000	US TREASURY STRIP	01/29/2015	173,905.00	.000	11/15/2030	250,000.00	2.311	4795
9128337N4	225028	2000	USTREASURYSTRIP	12/24/2015	168,765.00	.000	11/15/2030	250,000.00	2.656	4795
9128337N4	225331	2000	USTREASURYSTRIP	02/04/2016	69,459.00	.000	11/15/2030	100,000.00	2.481	4795
9128337N4	228579	2000	US TREASURY STR ZERO-% 1	11/14/2016	13,169.52	.000	11/15/2030	18,000.00	2.244	4795
9128337N4	229127	2000	S 0 11-15-30	01/12/2017	13,704.60	.000	11/15/2030	20,000.00	2.750	4795
9128337N4	229144	2000	S 0 11-15-30	01/12/2017	13,704.60	.000	11/15/2030	20,000.00	2.750	4795
9128337N4	229278	2000	S 0 11-15-30	01/26/2017	170,557.50	.000	11/15/2030	250,000.00	2.790	4795
9128337N4	229413	2000	S 0 11-15-30	02/02/2017	27,118.80	.000	11/15/2030	40,000.00	2.840	4795
912803CK7	184848	2000	US TREASURY STRIP (P)	02/28/2008	3,364.63	.000	02/15/2031	10,000.00	4.800	4887
912833XZ8	185238	2000	US TREASURY STRIP	03/27/2008	3,700.00	.000	02/15/2031	10,000.00	4.392	4887
912833XZ8	185629	2000	US TREASURY STRIP	04/16/2008	3,700.00	.000	02/15/2031	10,000.00	4.402	4887
912833XZ8	185893	2000	US TREASURY STRIP	04/28/2008	8,923.25	.000	02/15/2031	25,000.00	4.570	4887
912833XZ8	191131	2000	US TREASURY STRIP	04/13/2009	2,200.00	.000	02/15/2031	5,000.00	3.794	4887
912833XZ8	208709	2000	US TREASURY STRIP	02/16/2012	27,872.00	.000	02/15/2031	50,000.00	3.100	4887
912833XZ8	208880	2000	US TREASURY STRIP	03/05/2012	56,337.00	.000	02/15/2031	100,000.00	3.051	4887
912833XZ8	209019	2000	US TREASURY STRIP	03/19/2012	26,400.00	.000	02/15/2031	50,000.00	3.406	4887
912833XZ8	209144	2000	US TREASURY STRIP	04/05/2012	26,862.00	.000	02/15/2031	50,000.00	3.321	4887



Run Date: 10/11/2017 8:00:52 AM

Investments Outstanding As Of Date: 9/29/2017

INVENTORY BY MATURITY REPORT

CUSIP	Investment #	Fund	Issuer	Purchase Date	Current Book	Current Rate	Maturity Date	Current Par	YTM	Days to Maturity
912833XZ8	209936	2000	US TREASURY STRIP	04/30/2012	28,057.50	.000	02/15/2031	50,000.00	3.098	4887
912833XZ8	213298	2000	US TREASURY STRIP	03/25/2013	29,037.50	.000	02/15/2031	50,000.00	3.060	4887
912833XZ8	213368	2000	US TREASURY STRIP	03/28/2013	58,325.00	.000	02/15/2031	100,000.00	3.037	4887
912833XZ8	213445	2000	US TREASURY STRIP	04/04/2013	29,608.50	.000	02/15/2031	50,000.00	2.954	4887
912833XZ8	213512	2000	US TREASURY STRIP	04/12/2013	61,034.00	.000	02/15/2031	100,000.00	2.786	4887
912833XZ8	214264	2000	US TREASURY STRIP	05/02/2013	61,948.00	.000	02/15/2031	100,000.00	2.710	4887
912833XZ8	216918	2000	US TREASURY STRIP	03/21/2014	137,447.50	.000	02/15/2031	250,000.00	3.570	4887
912833XZ8	220885	2000	US TREASURY STRIP	02/13/2015	27,046.40	.000	02/15/2031	40,000.00	2.460	4887
912833XZ8	222334	2000	US TREASURY STRIP	04/30/2015	27,100.80	.000	02/15/2031	40,000.00	2.480	4887
912833XZ8	225728	2000	USTREASURYSTRIP	03/17/2016	28,046.00	.000	02/15/2031	40,000.00	2.395	4887
912833XZ8	225739	2000	USTREASURYSTRIP	03/17/2016	12,823.55	.000	02/15/2031	18,250.00	2.380	4887
912833XZ8	229667	2000	S 0 02-15-31	02/24/2017	35,208.16	.000	02/15/2031	52,000.00	2.810	4887
912833XZ8	230025	2000	S 0 02-15-31	03/24/2017	270,672.00	.000	02/15/2031	400,000.00	2.830	4887
912833XZ8	230118	2000	S 0 02-15-31	03/30/2017	171,105.00	.000	02/15/2031	250,000.00	2.750	4887
912833XZ8	230223	2000	S 0 02-15-31	04/06/2017	34,428.50	.000	02/15/2031	50,000.00	2.710	4887
912833XZ8	230337	2000	S 0 02-15-31	04/17/2017	27,868.00	.000	02/15/2031	40,000.00	2.630	4887
912833XZ8	230977	2000	S 0 02-15-31	04/28/2017	174,315.00	.000	02/15/2031	250,000.00	2.630	4887
9128337P9	186345	2010	US TREASURY STRIP	05/22/2008	2,558,246.44	.000	05/15/2031	7,538,000.00	4.758	4976
9128337P9	186675	2000	US TREASURY STRIP	06/09/2008	8,452.75	.000	05/15/2031	25,000.00	4.785	4976
9128337P9	187238	2000	US TREASURY STRIP	07/11/2008	3,541.30	.000	05/15/2031	10,000.00	4.596	4976
9128337P9	197114	2000	US TREASURY STRIP	05/11/2010	119,704.75	.000	05/15/2031	306,000.00	4.517	4976
9128337P9	197207	2000	US TREASURY STRIP	05/14/2010	9,583.00	.000	05/15/2031	25,000.00	4.618	4976
9128337P9	198714	2000	US TREASURY STRIP	07/13/2010	41,900.00	.000	05/15/2031	100,000.00	4.218	4976
9128337P9	210189	2000	US TREASURY STRIP	05/16/2012	28,844.50	.000	05/15/2031	50,000.00	2.917	4976
9128337P9	210404	2000	US TREASURY STRIP	06/06/2012	31,877.50	.000	05/15/2031	50,000.00	2.391	4976
9128337P9	210610	2000	US TREASURY STRIP	06/25/2012	30,489.00	.000	05/15/2031	50,000.00	2.636	4976
9128337P9	214716	2000	US TREASURY STRIP	06/17/2013	27,870.50	.000	05/15/2031	50,000.00	3.290	4976
9128337P9	218193	2000	US TREASURY STRIP	06/26/2014	28,414.00	.000	05/15/2031	50,000.00	3.375	4976
9128337P9	218219	2000	US TREASURY STRIP	06/27/2014	28,438.00	.000	05/15/2031	50,000.00	3.370	4976
9128337P9	218589	2000	US TREASURY STRIP	07/31/2014	29,486.50	.000	05/15/2031	50,000.00	3.170	4976
9128337P9	222634	2000	US TREASURY STRIP	05/21/2015	158,265.00	.000	05/15/2031	250,000.00	2.881	4976
9128337P9	226890	2000	US TREASURY STRI ZERO-% 5	05/26/2016	85,387.20	.000	05/15/2031	120,000.00	2.286	4976
9128337P9	227324	2000	US TREASURY STRI ZERO-% 5	07/15/2016	38,160.00	.000	05/15/2031	50,000.00	1.830	4976



Run Date: 10/11/2017 8:00:52 AM

Investments Outstanding As Of Date: 9/29/2017

INVENTORY BY MATURITY REPORT

CUSIP	Investment #	Fund	Issuer	Purchase Date	Current Book	Current Rate	Maturity Date	Current Par	YTM	Days to Maturity
9128337P9	227507	2000	US TREASURY STRI ZERO-% 5	07/29/2016	30,148.80	.000	05/15/2031	40,000.00	1.920	4976
9128337P9	227679	2000	US TREASURY STRI ZERO-% 5	08/12/2016	75,152.00	.000	05/15/2031	100,000.00	1.945	4976
9128337P9	231313	2000	S O 05-15-31	05/11/2017	27,300.00	.000	05/15/2031	40,000.00	2.745	4976
9128337P9	231584	2000	S O 05-15-31	06/02/2017	27,954.00	.000	05/15/2031	40,000.00	2.585	4976
9128334S6	178597	2000	US TREASURY STRIP	10/26/2006	41,082.60	.000	08/15/2031	138,000.00	4.945	5068
9128334S6	188173	2010	US TREASURY STRIP	09/22/2008	219,709.44	.000	08/15/2031	576,000.00	4.254	5068
9128334S6	211250	2000	US TREASURY STRIP	08/17/2012	29,986.00	.000	08/15/2031	50,000.00	2.710	5068
9128334S6	211310	2000	US TREASURY STRIP	08/22/2012	58,617.00	.000	08/15/2031	100,000.00	2.834	5068
9128334S6	215305	2000	US TREASURY STRIP	08/16/2013	25,575.00	.000	08/15/2031	50,000.00	3.760	5068
9128334S6	215629	2000	US TREASURY STRIP	09/26/2013	25,832.50	.000	08/15/2031	50,000.00	3.727	5068
9128334S6	215892	2000	US TREASURY STRIP	11/01/2013	53,243.00	.000	08/15/2031	100,000.00	3.575	5068
9128334S6	218847	2000	US TREASURY STRIP	08/28/2014	238,956.00	.000	08/15/2031	400,000.00	3.060	5068
9128334S6	219039	2000	US TREASURY STRIP	09/18/2014	58,000.00	.000	08/15/2031	100,000.00	3.248	5068
9128334S6	219288	2000	US TREASURY STRIP	10/17/2014	24,762.40	.000	08/15/2031	40,000.00	2.870	5068
9128334S6	224325	2000	US TREASURY STRIP	10/08/2015	66,189.00	.000	08/15/2031	100,000.00	2.620	5068
9128334S6	224493	2000	USTREASURYSTRIP	10/22/2015	66,099.00	.000	08/15/2031	100,000.00	2.635	5068
9128334S6	224571	2000	USTREASURYSTRIP	10/29/2015	26,471.60	.000	08/15/2031	40,000.00	2.630	5068
9128334S6	228093	2000	US TREASURY STRI ZERO-% 8	09/23/2016	36,603.50	.000	08/15/2031	50,000.00	2.105	5068
9128334S6	228275	2000	US TREASURY STRI ZERO-% 8	10/14/2016	181,230.00	.000	08/15/2031	250,000.00	2.180	5068
9128337Q7	189272	2000	US TREASURY STRIP	11/21/2008	1,818.25	.000	11/15/2031	5,000.00	4.450	5160
9128337Q7	212200	2000	US TREASURY STRIP	11/30/2012	90,726.00	.000	11/15/2031	150,000.00	2.670	5160
9128337Q7	212331	2000	US TREASURY STRIP	12/13/2012	211,620.50	.000	11/15/2031	350,000.00	2.677	5160
9128337Q7	212659	2000	US TREASURY STRIP	01/17/2013	28,954.50	.000	11/15/2031	50,000.00	2.923	5160
9128337Q7	216079	2000	US TREASURY STRIP	11/21/2013	25,724.00	.000	11/15/2031	50,000.00	3.730	5160
9128337Q7	216424	2000	US TREASURY STRIP	01/09/2014	50,087.00	.000	11/15/2031	100,000.00	3.912	5160
9128337Q7	219701	2000	US TREASURY STRIP	11/20/2014	151,685.00	.000	11/15/2031	250,000.00	2.963	5160
9128337Q7	220254	2000	US TREASURY STRIP	01/09/2015	33,506.50	.000	11/15/2031	50,000.00	2.390	5160
9128337Q7	220356	2000	US TREASURY STRIP	01/20/2015	66,801.00	.000	11/15/2031	100,000.00	2.413	5160
9128337Q7	220444	2000	US TREASURY STRIP	01/26/2015	68,211.00	.000	11/15/2031	100,000.00	2.290	5160
9128337Q7	220463	2000	US TREASURY STRIP	01/26/2015	33,995.50	.000	11/15/2031	50,000.00	2.309	5160
9128337Q7	220483	2000	US TREASURY STRIP	01/26/2015	27,180.40	.000	11/15/2031	40,000.00	2.313	5160
9128337Q7	220511	2000	US TREASURY STRIP	01/27/2015	170,540.00	.000	11/15/2031	250,000.00	2.290	5160
9128337Q7	220615	2000	US TREASURY STRIP	01/29/2015	169,220.00	.000	11/15/2031	250,000.00	2.338	5160





Run Date: 10/11/2017 8:00:52 AM

Investments Outstanding As Of Date: 9/29/2017

INVENTORY BY MATURITY REPORT

CUSIP	Investment #	Fund	Issuer	Purchase Date	Current Book	Current Rate	Maturity Date	Current Par	YTM	Days to Maturity
9128337Q7	225029	2000	USTREASURYSTRIP	12/24/2015	163,407.50	.000	11/15/2031	250,000.00	2.693	5160
9128337Q7	225332	2000	USTREASURYSTRIP	02/04/2016	67,408.00	.000	11/15/2031	100,000.00	2.515	5160
9128337Q7	228580	2000	US TREASURY STRI ZERO-% 1	11/14/2016	12,776.04	.000	11/15/2031	18,000.00	2.298	5160
9128337Q7	229097	2000	S 0 11-15-31	01/12/2017	13,257.60	.000	11/15/2031	20,000.00	2.790	5160
9128337Q7	229132	2000	S 0 11-15-31	01/12/2017	13,257.60	.000	11/15/2031	20,000.00	2.790	5160
9128337Q7	229279	2000	S 0 11-15-31	01/26/2017	164,930.00	.000	11/15/2031	250,000.00	2.830	5160
9128337Q7	229414	2000	S 0 11-15-31	02/02/2017	26,173.20	.000	11/15/2031	40,000.00	2.890	5160
9128334T4	184849	2000	US TREASURY STRIP	02/28/2008	3,607.60	.000	02/15/2032	10,000.00	4.300	5252
9128334T4	185239	2000	US TREASURY STRIP	03/27/2008	3,520.00	.000	02/15/2032	10,000.00	4.419	5252
9128334T4	185630	2000	US TREASURY STRIP	04/16/2008	3,550.00	.000	02/15/2032	10,000.00	4.393	5252
9128334T4	185894	2000	US TREASURY STRIP	04/28/2008	8,568.75	.000	02/15/2032	25,000.00	4.550	5252
9128334T4	191132	2000	US TREASURY STRIP	04/13/2009	2,150.00	.000	02/15/2032	5,000.00	3.729	5252
9128334T4	213299	2000	US TREASURY STRIP	03/25/2013	27,908.00	.000	02/15/2032	50,000.00	3.110	5252
9128334T4	213369	2000	US TREASURY STRIP	03/28/2013	56,007.00	.000	02/15/2032	100,000.00	3.093	5252
9128334T4	213446	2000	US TREASURY STRIP	04/04/2013	28,429.00	.000	02/15/2032	50,000.00	3.015	5252
9128334T4	213513	2000	US TREASURY STRIP	04/12/2013	58,798.00	.000	02/15/2032	100,000.00	2.838	5252
9128334T4	214265	2000	US TREASURY STRIP	05/02/2013	59,636.00	.000	02/15/2032	100,000.00	2.770	5252
9128334T4	216919	2000	US TREASURY STRIP	03/21/2014	131,737.50	.000	02/15/2032	250,000.00	3.610	5252
9128334T4	220887	2000	US TREASURY STRIP	02/13/2015	26,260.40	.000	02/15/2032	40,000.00	2.490	5252
9128334T4	222335	2000	US TREASURY STRIP	04/30/2015	26,179.20	.000	02/15/2032	40,000.00	2.540	5252
9128334T4	225729	2000	USTREASURYSTRIP	03/17/2016	27,251.20	.000	02/15/2032	40,000.00	2.426	5252
9128334T4	225741	2000	USTREASURYSTRIP	03/17/2016	12,445.22	.000	02/15/2032	18,250.00	2.420	5252
9128334T4	229668	2000	S 0 02-15-32	02/24/2017	33,937.28	.000	02/15/2032	52,000.00	2.870	5252
9128334T4	230026	2000	S 0 02-15-32	03/24/2017	261,056.00	.000	02/15/2032	400,000.00	2.885	5252
9128334T4	230121	2000	S 0 02-15-32	03/30/2017	165,257.50	.000	02/15/2032	250,000.00	2.801	5252
9128334T4	230224	2000	S 0 02-15-32	04/06/2017	33,318.50	.000	02/15/2032	50,000.00	2.750	5252
9128334T4	230338	2000	S 0 02-15-32	04/17/2017	26,912.00	.000	02/15/2032	40,000.00	2.690	5252
9128334T4	230978	2000	S 0 02-15-32	04/28/2017	168,337.50	.000	02/15/2032	250,000.00	2.690	5252
9128337R5	186346	2010	US TREASURY STRIP	05/22/2008	2,429,874.30	.000	05/15/2032	7,538,000.00	4.777	5342
9128337R5	186676	2000	US TREASURY STRIP	06/09/2008	8,090.75	.000	05/15/2032	25,000.00	4.770	5342
9128337R5	187239	2000	US TREASURY STRIP	07/11/2008	3,399.00	.000	05/15/2032	10,000.00	4.577	5342
9128337R5	197115	2000	US TREASURY STRIP	05/11/2010	114,450.73	.000	05/15/2032	306,000.00	4.518	5342
9128337R5	197208	2000	US TREASURY STRIP	05/14/2010	9,127.75	.000	05/15/2032	25,000.00	4.632	5342



Run Date: 10/11/2017 8:00:52 AM

Investments Outstanding As Of Date: 9/29/2017

INVENTORY BY MATURITY REPORT

CUSIP	Investment #	Fund	Issuer	Purchase Date	Current Book	Current Rate	Maturity Date	Current Par	YTM	Days to Maturity
9128337R5	198715	2000	US TREASURY STRIP	07/13/2010	40,200.00	.000	05/15/2032	100,000.00	4.217	5342
9128337R5	214717	2000	US TREASURY STRIP	06/17/2013	26,775.50	.000	05/15/2032	50,000.00	3.330	5342
9128337R5	218194	2000	US TREASURY STRIP	06/26/2014	27,300.50	.000	05/15/2032	50,000.00	3.412	5342
9128337R5	218220	2000	US TREASURY STRIP	06/27/2014	27,311.50	.000	05/15/2032	50,000.00	3.410	5342
9128337R5	218590	2000	US TREASURY STRIP	07/31/2014	28,349.00	.000	05/15/2032	50,000.00	3.215	5342
9128337R5	222636	2000	US TREASURY STRIP	05/21/2015	152,347.50	.000	05/15/2032	250,000.00	2.938	5342
9128337R5	226891	2000	US TREASURY STRI ZERO-% 5	05/26/2016	82,810.80	.000	05/15/2032	120,000.00	2.336	5342
9128337R5	227325	2000	US TREASURY STRI ZERO-% 5	07/15/2016	37,149.50	.000	05/15/2032	50,000.00	1.885	5342
9128337R5	227508	2000	US TREASURY STRI ZERO-% 5	07/29/2016	29,302.00	.000	05/15/2032	40,000.00	1.980	5342
9128337R5	227680	2000	US TREASURY STRI ZERO-% 5	08/12/2016	73,195.00	.000	05/15/2032	100,000.00	1.990	5342
9128337R5	231314	2000	S O 05-15-32	05/11/2017	26,405.20	.000	05/15/2032	40,000.00	2.786	5342
9128337R5	231586	2000	S O 05-15-32	06/02/2017	27,044.80	.000	05/15/2032	40,000.00	2.635	5342
9128334U1	188174	2010	US TREASURY STRIP	09/22/2008	211,392.00	.000	08/15/2032	576,000.00	4.239	5434
9128334U1	215306	2000	US TREASURY STRIP	08/16/2013	24,502.00	.000	08/15/2032	50,000.00	3.790	5434
9128334U1	215630	2000	US TREASURY STRIP	09/26/2013	24,740.00	.000	08/15/2032	50,000.00	3.760	5434
9128334U1	215893	2000	US TREASURY STRIP	11/01/2013	50,917.00	.000	08/15/2032	100,000.00	3.625	5434
9128334U1	218848	2000	US TREASURY STRIP	08/28/2014	230,376.00	.000	08/15/2032	400,000.00	3.095	5434
9128334U1	219040	2000	US TREASURY STRIP	09/18/2014	55,900.00	.000	08/15/2032	100,000.00	3.274	5434
9128334U1	219285	2000	US TREASURY STRIP	10/17/2014	23,940.00	.000	08/15/2032	40,000.00	2.900	5434
9128334U1	224326	2000	USTREASURYSTRIP	10/08/2015	63,901.00	.000	08/15/2032	100,000.00	2.675	5434
9128334U1	224494	2000	USTREASURYSTRIP	10/22/2015	63,913.00	.000	08/15/2032	100,000.00	2.680	5434
9128334U1	224556	2000	USTREASURYSTRIP	10/29/2015	25,555.20	.000	08/15/2032	40,000.00	2.685	5434
9128334U1	228095	2000	US TREASURY STRI ZERO-% 8	09/23/2016	35,536.00	.000	08/15/2032	50,000.00	2.160	5434
9128334U1	228276	2000	US TREASURY STRI ZERO-% 8	10/14/2016	175,682.50	.000	08/15/2032	250,000.00	2.240	5434
9128337S3	189274	2000	US TREASURY STRIP	11/21/2008	1,802.35	.000	11/15/2032	5,000.00	4.300	5526
9128337S3	212660	2000	US TREASURY STRIP	01/17/2013	27,918.00	.000	11/15/2032	50,000.00	2.961	5526
9128337S3	216080	2000	US TREASURY STRIP	11/21/2013	24,560.50	.000	11/15/2032	50,000.00	3.780	5526
9128337S3	216425	2000	US TREASURY STRIP	01/09/2014	47,935.00	.000	11/15/2032	100,000.00	3.940	5526
9128337S3	219702	2000	US TREASURY STRIP	11/20/2014	146,565.00	.000	11/15/2032	250,000.00	2.991	5526
9128337S3	220255	2000	US TREASURY STRIP	01/09/2015	32,604.50	.000	11/15/2032	50,000.00	2.410	5526
9128337S3	220357	2000	US TREASURY STRIP	01/20/2015	64,979.00	.000	11/15/2032	100,000.00	2.434	5526
9128337S3	220445	2000	US TREASURY STRIP	01/26/2015	66,441.00	.000	11/15/2032	100,000.00	2.310	5526
9128337S3	220464	2000	US TREASURY STRIP	01/26/2015	33,136.00	.000	11/15/2032	50,000.00	2.325	5526



Run Date: 10/11/2017 8:00:52 AM

Investments Outstanding As Of Date: 9/29/2017

INVENTORY BY MATURITY REPORT

CUSIP	Investment #	Fund	Issuer	Purchase Date	Current Book	Current Rate	Maturity Date	Current Par	YTM	Days to Maturity
9128337S3	220484	2000	US TREASURY STRIP	01/26/2015	26,474.00	.000	11/15/2032	40,000.00	2.332	5526
9128337S3	220512	2000	US TREASURY STRIP	01/27/2015	166,115.00	.000	11/15/2032	250,000.00	2.310	5526
9128337S3	220616	2000	US TREASURY STRIP	01/29/2015	165,100.00	.000	11/15/2032	250,000.00	2.346	5526
9128337S3	225030	2000	USTREASURYSTRIP	12/24/2015	157,917.50	.000	11/15/2032	250,000.00	2.738	5526
9128337S3	225333	2000	USTREASURYSTRIP	02/04/2016	64,965.00	.000	11/15/2032	100,000.00	2.587	5526
9128337S3	228581	2000	US TREASURY STRI ZERO-% 1	11/14/2016	13,071.24	.000	11/15/2032	19,000.00	2.351	5526
9128337S3	229101	2000	S 0 11-15-32	01/12/2017	12,835.00	.000	11/15/2032	20,000.00	2.820	5526
9128337S3	229133	2000	S 0 11-15-32	01/12/2017	12,835.00	.000	11/15/2032	20,000.00	2.820	5526
9128337S3	229280	2000	S 0 11-15-32	01/26/2017	159,365.00	.000	11/15/2032	250,000.00	2.870	5526
9128337S3	229415	2000	S 0 11-15-32	02/02/2017	25,314.80	.000	11/15/2032	40,000.00	2.920	5526
9128334V9	185240	2000	US TREASURY STRIP	03/27/2008	3,395.00	.000	02/15/2033	10,000.00	4.388	5618
9128334V9	185631	2000	US TREASURY STRIP	04/16/2008	3,425.00	.000	02/15/2033	10,000.00	4.362	5618
9128334V9	185895	2000	US TREASURY STRIP	04/28/2008	8,192.00	.000	02/15/2033	25,000.00	4.550	5618
9128334V9	191133	2000	US TREASURY STRIP	04/13/2009	2,100.00	.000	02/15/2033	5,000.00	3.672	5618
9128334V9	213370	2000	US TREASURY STRIP	03/28/2013	53,837.00	.000	02/15/2033	100,000.00	3.138	5618
9128334V9	216920	2000	US TREASURY STRIP	03/21/2014	126,167.50	.000	02/15/2033	250,000.00	3.650	5618
9128334V9	220888	2000	US TREASURY STRIP	02/13/2015	25,527.60	.000	02/15/2033	40,000.00	2.510	5618
9128334V9	222337	2000	US TREASURY STRIP	04/30/2015	25,347.60	.000	02/15/2033	40,000.00	2.580	5618
9128334V9	225731	2000	USTREASURYSTRIP	03/17/2016	26,375.60	.000	02/15/2033	40,000.00	2.477	5618
9128334V9	225743	2000	USTREASURYSTRIP	03/17/2016	12,048.28	.000	02/15/2033	18,250.00	2.470	5618
9128334V9	229669	2000	S 0 02-15-33	02/24/2017	32,802.64	.000	02/15/2033	52,000.00	2.905	5618
9128334V9	230027	2000	S 0 02-15-33	03/24/2017	252,100.00	.000	02/15/2033	400,000.00	2.925	5618
9128334V9	230122	2000	S 0 02-15-33	03/30/2017	159,667.50	.000	02/15/2033	250,000.00	2.843	5618
9128334V9	230225	2000	S 0 02-15-33	04/06/2017	32,168.00	.000	02/15/2033	50,000.00	2.800	5618
9128334V9	230339	2000	S 0 02-15-33	04/17/2017	26,039.20	.000	02/15/2033	40,000.00	2.730	5618
9128334V9	230979	2000	S 0 02-15-33	04/28/2017	162,880.00	.000	02/15/2033	250,000.00	2.730	5618
9128337T1	186347	2010	US TREASURY STRIP	05/22/2008	2,332,634.10	.000	05/15/2033	7,538,000.00	4.751	5707
9128337T1	186677	2000	US TREASURY STRIP	06/09/2008	7,699.50	.000	05/15/2033	25,000.00	4.780	5707
9128337T1	187240	2000	US TREASURY STRIP	07/11/2008	3,258.10	.000	05/15/2033	10,000.00	4.565	5707
9128337T1	197116	2000	US TREASURY STRIP	05/11/2010	109,083.49	.000	05/15/2033	306,000.00	4.533	5707
9128337T1	197209	2000	US TREASURY STRIP	05/14/2010	8,693.75	.000	05/15/2033	25,000.00	4.645	5707
9128337T1	198716	2000	US TREASURY STRIP	07/13/2010	38,350.00	.000	05/15/2033	100,000.00	4.241	5707
9128337T1	218195	2000	US TREASURY STRIP	06/26/2014	26,236.00	.000	05/15/2033	50,000.00	3.444	5707



Run Date: 10/11/2017 8:00:52 AM

Investments Outstanding As Of Date: 9/29/2017

INVENTORY BY MATURITY REPORT

CUSIP	Investment #	Fund	Issuer	Purchase Date	Current Book	Current Rate	Maturity Date	Current Par	YTM	Days to Maturity
9128337T1	218221	2000	US TREASURY STRIP	06/27/2014	26,142.00	.000	05/15/2033	50,000.00	3.464	5707
9128337T1	218591	2000	US TREASURY STRIP	07/31/2014	27,307.50	.000	05/15/2033	50,000.00	3.245	5707
9128337T1	222635	2000	US TREASURY STRIP	05/21/2015	146,737.50	.000	05/15/2033	250,000.00	2.985	5707
9128337T1	226892	2000	US TREASURY STRI ZERO-% 5	05/26/2016	80,301.60	.000	05/15/2033	120,000.00	2.381	5707
9128337T1	227326	2000	US TREASURY STRI ZERO-% 5	07/15/2016	36,186.50	.000	05/15/2033	50,000.00	1.930	5707
9128337T1	227509	2000	US TREASURY STRI ZERO-% 5	07/29/2016	28,468.80	.000	05/15/2033	40,000.00	2.035	5707
9128337T1	227681	2000	US TREASURY STRI ZERO-% 5	08/12/2016	71,286.00	.000	05/15/2033	100,000.00	2.030	5707
9128337T1	231315	2000	S 0 05-15-33	05/11/2017	25,498.80	.000	05/15/2033	40,000.00	2.832	5707
9128337T1	231588	2000	S 0 05-15-33	06/02/2017	26,160.00	.000	05/15/2033	40,000.00	2.680	5707
9128334W7	188175	2010	US TREASURY STRIP	09/22/2008	202,705.92	.000	08/15/2033	576,000.00	4.239	5799
9128334W7	218849	2000	US TREASURY STRIP	08/28/2014	222,368.00	.000	08/15/2033	400,000.00	3.120	5799
9128334W7	219041	2000	US TREASURY STRIP	09/18/2014	53,750.00	.000	08/15/2033	100,000.00	3.311	5799
9128334W7	219274	2000	US TREASURY STRIP	10/17/2014	23,088.80	.000	08/15/2033	40,000.00	2.940	5799
9128334W7	224327	2000	USTREASURYSTRIP	10/08/2015	61,680.00	.000	08/15/2033	100,000.00	2.725	5799
9128334W7	224495	2000	USTREASURYSTRIP	10/22/2015	61,689.00	.000	08/15/2033	100,000.00	2.730	5799
9128334W7	224557	2000	USTREASURYSTRIP	10/29/2015	24,678.00	.000	08/15/2033	40,000.00	2.732	5799
9128334W7	228096	2000	US TREASURY STRI ZERO-% 8	09/23/2016	34,520.50	.000	08/15/2033	50,000.00	2.205	5799
9128334W7	228277	2000	US TREASURY STRI ZERO-% 8	10/14/2016	170,105.00	.000	08/15/2033	250,000.00	2.300	5799
9128337U8	189275	2000	US TREASURY STRIP	11/21/2008	1,727.25	.000	11/15/2033	5,000.00	4.300	5891
9128337U8	216426	2000	US TREASURY STRIP	01/09/2014	45,822.00	.000	11/15/2033	100,000.00	3.971	5891
9128337U8	219703	2000	US TREASURY STRIP	11/20/2014	141,650.00	.000	11/15/2033	250,000.00	3.015	5891
9128337U8	220256	2000	US TREASURY STRIP	01/09/2015	31,833.00	.000	11/15/2033	50,000.00	2.410	5891
9128337U8	220358	2000	US TREASURY STRIP	01/20/2015	63,356.00	.000	11/15/2033	100,000.00	2.440	5891
9128337U8	220446	2000	US TREASURY STRIP	01/26/2015	64,873.00	.000	11/15/2033	100,000.00	2.315	5891
9128337U8	220465	2000	US TREASURY STRIP	01/26/2015	32,367.00	.000	11/15/2033	50,000.00	2.327	5891
9128337U8	220485	2000	US TREASURY STRIP	01/26/2015	25,843.20	.000	11/15/2033	40,000.00	2.337	5891
9128337U8	220513	2000	US TREASURY STRIP	01/27/2015	162,342.50	.000	11/15/2033	250,000.00	2.310	5891
9128337U8	220617	2000	US TREASURY STRIP	01/29/2015	161,355.00	.000	11/15/2033	250,000.00	2.344	5891
9128337U8	225031	2000	USTREASURYSTRIP	12/24/2015	152,427.50	.000	11/15/2033	250,000.00	2.784	5891
9128337U8	225334	2000	USTREASURYSTRIP	02/04/2016	62,696.00	.000	11/15/2033	100,000.00	2.644	5891
9128337U8	228582	2000	US TREASURY STRI ZERO-% 1	11/14/2016	11,987.82	.000	11/15/2033	18,000.00	2.405	5891
9128337U8	229103	2000	S 0 11-15-33	01/12/2017	12,397.80	.000	11/15/2033	20,000.00	2.860	5891
9128337U8	229134	2000	S 0 11-15-33	01/12/2017	12,397.80	.000	11/15/2033	20,000.00	2.860	5891



Run Date: 10/11/2017 8:00:52 AM

Investments Outstanding As Of Date: 9/29/2017

INVENTORY BY MATURITY REPORT

CUSIP	Investment #	Fund	Issuer	Purchase Date	Current Book	Current Rate	Maturity Date	Current Par	YTM	Days to Maturity
9128337U8	229281	2000	S 0 11-15-33	01/26/2017	154,120.00	.000	11/15/2033	250,000.00	2.900	5891
9128337U8	229400	2000	S 0 11-15-33	02/02/2017	24,429.20	.000	11/15/2033	40,000.00	2.960	5891
9128334X5	185241	2000	US TREASURY STRIP	03/27/2008	3,250.00	.000	02/15/2034	10,000.00	6.638	5983
9128334X5	185637	2000	US TREASURY STRIP	04/16/2008	3,300.00	.000	02/15/2034	10,000.00	6.546	5983
9128334X5	185897	2000	US TREASURY STRIP	04/28/2008	7,851.25	.000	02/15/2034	25,000.00	6.844	5983
9128334X5	191134	2000	US TREASURY STRIP	04/13/2009	2,050.00	.000	02/15/2034	5,000.00	5.248	5983
9128334X5	213371	2000	US TREASURY STRIP	03/28/2013	51,738.00	.000	02/15/2034	100,000.00	3.865	5983
9128334X5	220890	2000	US TREASURY STRIP	02/13/2015	24,852.00	.000	02/15/2034	40,000.00	2.784	5983
9128334X5	222338	2000	US TREASURY STRIP	04/30/2015	24,569.20	.000	02/15/2034	40,000.00	2.852	5983
9128334X5	225733	2000	USTREASURYSTRIP	03/17/2016	25,461.20	.000	02/15/2034	40,000.00	2.642	5983
9128334X5	225745	2000	USTREASURYSTRIP	03/17/2016	11,632.00	.000	02/15/2034	18,250.00	2.634	5983
9128334X5	229670	2000	S 0 02-15-34	02/24/2017	31,631.08	.000	02/15/2034	52,000.00	2.950	5983
9128334X5	230028	2000	S 0 02-15-34	03/24/2017	243,056.00	.000	02/15/2034	400,000.00	2.970	5983
9128334X5	230123	2000	S 0 02-15-34	03/30/2017	154,300.00	.000	02/15/2034	250,000.00	2.879	5983
9128334X5	230226	2000	S 0 02-15-34	04/06/2017	31,027.00	.000	02/15/2034	50,000.00	2.850	5983
9128334X5	230340	2000	S 0 02-15-34	04/17/2017	25,133.20	.000	02/15/2034	40,000.00	2.780	5983
9128334X5	230980	2000	S 0 02-15-34	04/28/2017	157,215.00	.000	02/15/2034	250,000.00	2.780	5983
9128337V6	186678	2000	US TREASURY STRIP	06/09/2008	7,362.75	.000	05/15/2034	25,000.00	4.770	6072
9128337V6	187241	2000	US TREASURY STRIP	07/11/2008	3,117.50	.000	05/15/2034	10,000.00	4.561	6072
9128337V6	197117	2000	US TREASURY STRIP	05/11/2010	104,429.23	.000	05/15/2034	306,000.00	4.528	6072
9128337V6	197210	2000	US TREASURY STRIP	05/14/2010	8,303.75	.000	05/15/2034	25,000.00	4.645	6072
9128337V6	198717	2000	US TREASURY STRIP	07/13/2010	36,650.00	.000	05/15/2034	100,000.00	4.255	6072
9128337V6	222633	2000	US TREASURY STRIP	05/21/2015	141,057.50	.000	05/15/2034	250,000.00	3.037	6072
9128337V6	226893	2000	US TREASURY STRI ZERO-% 5	05/26/2016	77,565.60	.000	05/15/2034	120,000.00	2.443	6072
9128337V6	227327	2000	US TREASURY STRI ZERO-% 5	07/15/2016	35,154.50	.000	05/15/2034	50,000.00	1.985	6072
9128337V6	227510	2000	US TREASURY NOTE ZERO-%	07/29/2016	27,629.20	.000	05/15/2034	40,000.00	2.090	6072
9128337V6	227682	2000	US TREASURY STRI ZERO-% 5	08/12/2016	69,127.00	.000	05/15/2034	100,000.00	2.090	6072
9128337V6	231292	2000	S 0 05-15-34	05/11/2017	24,601.20	.000	05/15/2034	40,000.00	2.878	6072
9128337V6	231590	2000	S 0 05-15-34	06/02/2017	25,260.40	.000	05/15/2034	40,000.00	2.730	6072
9128334Y3	218850	2000	US TREASURY STRIP	08/28/2014	214,320.00	.000	08/15/2034	400,000.00	3.150	6164
9128334Y3	219276	2000	US TREASURY STRIP	10/17/2014	22,337.20	.000	08/15/2034	40,000.00	2.960	6164
9128334Y3	224328	2000	USTREASURYSTRIP	10/08/2015	59,532.00	.000	08/15/2034	100,000.00	2.770	6164
9128334Y3	224466	2000	USTREASURYSTRIP	10/22/2015	59,484.00	.000	08/15/2034	100,000.00	2.780	6164



Run Date: 10/11/2017 8:00:52 AM

Investments Outstanding As Of Date: 9/29/2017

INVENTORY BY MATURITY REPORT

CUSIP	Investment #	Fund	Issuer	Purchase Date	Current Book	Current Rate	Maturity Date	Current Par	YTM	Days to Maturity
9128334Y3	224558	2000	USTREASURYSTRIP	10/29/2015	23,804.40	.000	08/15/2034	40,000.00	2.780	6164
9128334Y3	228097	2000	US TREASURY STRI ZERO-% 8	09/23/2016	33,415.00	.000	08/15/2034	50,000.00	2.265	6164
9128334Y3	228278	2000	US TREASURY STRI ZERO-% 8	10/14/2016	164,655.00	.000	08/15/2034	250,000.00	2.355	6164
9128337W4	189276	2000	US TREASURY STRIP	11/21/2008	1,676.50	.000	11/15/2034	5,000.00	4.250	6256
9128337W4	220257	2000	US TREASURY STRIP	01/09/2015	31,018.50	.000	11/15/2034	50,000.00	2.420	6256
9128337W4	220359	2000	US TREASURY STRIP	01/20/2015	61,815.00	.000	11/15/2034	100,000.00	2.442	6256
9128337W4	220447	2000	US TREASURY STRIP	01/26/2015	63,458.00	.000	11/15/2034	100,000.00	2.310	6256
9128337W4	220466	2000	US TREASURY STRIP	01/26/2015	31,645.50	.000	11/15/2034	50,000.00	2.324	6256
9128337W4	220486	2000	US TREASURY STRIP	01/26/2015	25,269.20	.000	11/15/2034	40,000.00	2.333	6256
9128337W4	220514	2000	US TREASURY STRIP	01/27/2015	158,657.50	.000	11/15/2034	250,000.00	2.310	6256
9128337W4	220619	2000	US TREASURY STRIP	01/29/2015	157,825.00	.000	11/15/2034	250,000.00	2.337	6256
9128337W4	225032	2000	USTREASURYSTRIP	12/24/2015	146,947.50	.000	11/15/2034	250,000.00	2.832	6256
9128337W4	225335	2000	USTREASURYSTRIP	02/04/2016	60,693.00	.000	11/15/2034	100,000.00	2.677	6256
9128337W4	228583	2000	US TREASURY STRI ZERO-% 1	11/14/2016	11,594.88	.000	11/15/2034	18,000.00	2.458	6256
9128337W4	229106	2000	S 0 11-15-34	01/12/2017	11,966.20	.000	11/15/2034	20,000.00	2.900	6256
9128337W4	229135	2000	S 0 11-15-34	01/12/2017	11,966.20	.000	11/15/2034	20,000.00	2.900	6256
9128337W4	229282	2000	S 0 11-15-34	01/26/2017	148,697.50	.000	11/15/2034	250,000.00	2.940	6256
9128337W4	229401	2000	S 0 11-15-34	02/02/2017	23,556.00	.000	11/15/2034	40,000.00	3.000	6256
9128334Z0	185242	2000	US TREASURY STRIP	03/27/2008	3,120.00	.000	02/15/2035	10,000.00	4.379	6348
9128334Z0	185632	2000	US TREASURY STRIP	04/16/2008	3,150.00	.000	02/15/2035	10,000.00	4.352	6348
9128334Z0	185898	2000	US TREASURY STRIP	04/28/2008	7,546.00	.000	02/15/2035	25,000.00	4.520	6348
9128334Z0	191135	2000	US TREASURY STRIP	04/13/2009	2,000.00	.000	02/15/2035	5,000.00	3.577	6348
9128334Z0	213372	2000	US TREASURY STRIP	03/28/2013	49,712.00	.000	02/15/2035	100,000.00	3.219	6348
9128334Z0	220880	2000	US TREASURY STRIP	02/13/2015	24,189.60	.000	02/15/2035	40,000.00	2.530	6348
9128334Z0	222339	2000	US TREASURY STRIP	04/30/2015	23,800.40	.000	02/15/2035	40,000.00	2.640	6348
9128334Z0	225736	2000	USTREASURYSTRIP	03/17/2016	24,701.20	.000	02/15/2035	40,000.00	2.565	6348
9128334Z0	225746	2000	USTREASURYSTRIP	03/17/2016	11,279.79	.000	02/15/2035	18,250.00	2.560	6348
9128334Z0	229671	2000	S 0 02-15-35	02/24/2017	30,528.16	.000	02/15/2035	52,000.00	2.985	6348
9128334Z0	230029	2000	S 0 02-15-35	03/24/2017	234,748.00	.000	02/15/2035	400,000.00	3.000	6348
9128334Z0	230124	2000	S 0 02-15-35	03/30/2017	148,977.50	.000	02/15/2035	250,000.00	2.916	6348
9128334Z0	230227	2000	S 0 02-15-35	04/06/2017	29,949.50	.000	02/15/2035	50,000.00	2.890	6348
9128334Z0	230341	2000	S 0 02-15-35	04/17/2017	24,277.20	.000	02/15/2035	40,000.00	2.820	6348
9128334Z0	230981	2000	S 0 02-15-35	04/28/2017	151,595.00	.000	02/15/2035	250,000.00	2.830	6348



Run Date: 10/11/2017 8:00:52 AM

Investments Outstanding As Of Date: 9/29/2017

INVENTORY BY MATURITY REPORT

CUSIP	Investment #	Fund	Issuer	Purchase Date	Current Book	Current Rate	Maturity Date	Current Par	YTM	Days to Maturity
912833X88	186679	2000	US TREASURY STRIP	06/09/2008	7,060.75	.000	05/15/2035	25,000.00	4.750	6437
912833X88	187242	2000	US TREASURY STRIP	07/11/2008	2,998.90	.000	05/15/2035	10,000.00	4.537	6437
912833X88	197118	2000	US TREASURY STRIP	05/11/2010	99,845.35	.000	05/15/2035	306,000.00	4.528	6437
912833X88	197211	2000	US TREASURY STRIP	05/14/2010	7,921.25	.000	05/15/2035	25,000.00	4.650	6437
912833X88	198718	2000	US TREASURY STRIP	07/13/2010	35,200.00	.000	05/15/2035	100,000.00	4.248	6437
912833X88	226894	2000	US TREASURY STRI ZERO-% 5	05/26/2016	75,168.00	.000	05/15/2035	120,000.00	2.481	6437
912833X88	227328	2000	US TREASURY STRI ZERO-% 5	07/15/2016	34,211.00	.000	05/15/2035	50,000.00	2.025	6437
912833X88	227511	2000	US TREASURY STRI ZERO-% 5	07/29/2016	26,860.00	.000	05/15/2035	40,000.00	2.130	6437
912833X88	227683	2000	US TREASURY STRI ZERO-% 5	08/12/2016	67,204.00	.000	05/15/2035	100,000.00	2.130	6437
912833X88	231293	2000	S 0 05-15-35	05/11/2017	23,751.60	.000	05/15/2035	40,000.00	2.915	6437
912833X88	231592	2000	S 0 05-15-35	06/02/2017	24,411.20	.000	05/15/2035	40,000.00	2.770	6437
9128335A4	218851	2000	US TREASURY STRIP	08/28/2014	207,300.00	.000	08/15/2035	400,000.00	3.160	6529
9128335A4	219278	2000	US TREASURY STRIP	10/17/2014	21,646.00	.000	08/15/2035	40,000.00	2.970	6529
9128335A4	224467	2000	USTREASURYSTRIP	10/22/2015	57,751.00	.000	08/15/2035	100,000.00	2.790	6529
9128335A4	224559	2000	USTREASURYSTRIP	10/29/2015	23,111.20	.000	08/15/2035	40,000.00	2.790	6529
9128335A4	228098	2000	US TREASURY STRI ZERO-% 8	09/23/2016	32,397.00	.000	08/15/2035	50,000.00	2.310	6529
9128335A4	228279	2000	US TREASURY STRI ZERO-% 8	10/14/2016	159,355.00	.000	08/15/2035	250,000.00	2.405	6529
912833X96	189277	2000	US TREASURY STRIP	11/21/2008	1,633.15	.000	11/15/2035	5,000.00	4.190	6621
912833X96	220487	2000	US TREASURY STRIP	01/26/2015	24,715.20	.000	11/15/2035	40,000.00	2.328	6621
912833X96	228584	2000	US TREASURY STRI ZERO-% 1	11/14/2016	11,190.42	.000	11/15/2035	18,000.00	2.517	6621
912833X96	229109	2000	S 0 11-15-35	01/12/2017	11,605.20	.000	11/15/2035	20,000.00	2.910	6621
912833X96	229136	2000	S 0 11-15-35	01/12/2017	11,605.20	.000	11/15/2035	20,000.00	2.910	6621
912833X96	229283	2000	S 0 11-15-35	01/26/2017	143,887.50	.000	11/15/2035	250,000.00	2.960	6621
912833X96	229402	2000	S 0 11-15-35	02/02/2017	22,738.40	.000	11/15/2035	40,000.00	3.030	6621
9128335B2	185243	2000	US TREASURY STRIP	03/27/2008	3,025.00	.000	02/15/2036	10,000.00	4.334	6713
9128335B2	185633	2000	US TREASURY STRIP	04/16/2008	3,075.00	.000	02/15/2036	10,000.00	4.282	6713
9128335B2	185899	2000	US TREASURY STRIP	04/28/2008	7,235.75	.000	02/15/2036	25,000.00	4.510	6713
9128335B2	191136	2000	US TREASURY STRIP	04/13/2009	1,950.00	.000	02/15/2036	5,000.00	3.539	6713
9128335B2	213373	2000	US TREASURY STRIP	03/28/2013	47,998.00	.000	02/15/2036	100,000.00	3.233	6713
9128335B2	220884	2000	US TREASURY STRIP	02/13/2015	23,588.80	.000	02/15/2036	40,000.00	2.530	6713
9128335B2	222340	2000	US TREASURY STRIP	04/30/2015	23,231.60	.000	02/15/2036	40,000.00	2.630	6713
9128335B2	225738	2000	USTREASURYSTRIP	03/17/2016	24,032.00	.000	02/15/2036	40,000.00	2.575	6713
9128335B2	229672	2000	S 0 02-15-36	02/24/2017	29,553.68	.000	02/15/2036	52,000.00	3.000	6713



Run Date: 10/11/2017 8:00:52 AM

Investments Outstanding As Of Date: 9/29/2017

INVENTORY BY MATURITY REPORT

CUSIP	Investment #	Fund	Issuer	Purchase Date	Current Book	Current Rate	Maturity Date	Current Par	YTM	Days to Maturity
9128335B2	230030	2000	S 0 02-15-36	03/24/2017	226,888.00	.000	02/15/2036	400,000.00	3.023	6713
9128335B2	230126	2000	S 0 02-15-36	03/30/2017	144,270.00	.000	02/15/2036	250,000.00	2.933	6713
9128335B2	230229	2000	S 0 02-15-36	04/06/2017	28,994.00	.000	02/15/2036	50,000.00	2.910	6713
9128335B2	230342	2000	S 0 02-15-36	04/17/2017	23,563.20	.000	02/15/2036	40,000.00	2.830	6713
9128335B2	230982	2000	S 0 02-15-36	04/28/2017	146,850.00	.000	02/15/2036	250,000.00	2.850	6713
912833Y20	186680	2000	US TREASURY STRIP	06/09/2008	6,773.75	.000	05/15/2036	25,000.00	4.730	6803
912833Y20	187243	2000	US TREASURY STRIP	07/11/2008	2,888.50	.000	05/15/2036	10,000.00	4.510	6803
912833Y20	197119	2000	US TREASURY STRIP	05/11/2010	95,114.59	.000	05/15/2036	306,000.00	4.543	6803
912833Y20	197212	2000	US TREASURY STRIP	05/14/2010	7,554.00	.000	05/15/2036	25,000.00	4.656	6803
912833Y20	198719	2000	US TREASURY STRIP	07/13/2010	33,600.00	.000	05/15/2036	100,000.00	4.266	6803
912833Y20	227512	2000	US TREASURY STRI ZERO-% 5	07/29/2016	26,245.60	.000	05/15/2036	40,000.00	2.140	6803
912833Y20	231294	2000	S 0 05-15-36	05/11/2017	22,953.20	.000	05/15/2036	40,000.00	2.943	6803
912833Y20	231593	2000	S 0 05-15-36	06/02/2017	23,638.00	.000	05/15/2036	40,000.00	2.795	6803
9128337E4	218852	2000	US TREASURY STRIP	08/28/2014	200,032.00	.000	08/15/2036	400,000.00	3.180	6895
9128337E4	219280	2000	US TREASURY STRIP	10/17/2014	20,926.80	.000	08/15/2036	40,000.00	2.990	6895
9128337E4	224468	2000	USTREASURYSTRI	10/22/2015	55,943.00	.000	08/15/2036	100,000.00	2.810	6895
9128337E4	224560	2000	USTREASURYSTRI	10/29/2015	22,406.00	.000	08/15/2036	40,000.00	2.806	6895
912833Y38	189278	2000	US TREASURY STRIP	11/21/2008	1,584.10	.000	11/15/2036	5,000.00	4.150	6987
912833Y38	220488	2000	US TREASURY STRIP	01/26/2015	24,395.20	.000	11/15/2036	40,000.00	2.281	6987
912833Y38	229112	2000	S 0 11-15-36	01/12/2017	11,208.60	.000	11/15/2036	20,000.00	2.940	6987
912833Y38	229137	2000	S 0 11-15-36	01/12/2017	11,208.60	.000	11/15/2036	20,000.00	2.940	6987
912833Y38	229403	2000	S 0 11-15-36	02/02/2017	21,893.60	.000	11/15/2036	40,000.00	3.070	6987
9128337F1	185244	2000	US TREASURY STRIP	03/27/2008	2,900.00	.000	02/15/2037	10,000.00	4.331	7079
9128337F1	185634	2000	US TREASURY STRIP	04/16/2008	2,950.00	.000	02/15/2037	10,000.00	4.279	7079
9128337F1	185900	2000	US TREASURY STRIP	04/28/2008	6,905.00	.000	02/15/2037	25,000.00	4.518	7079
9128337F1	191138	2000	US TREASURY STRIP	04/13/2009	1,900.00	.000	02/15/2037	5,000.00	3.506	7079
9128337F1	213374	2000	US TREASURY STRIP	03/28/2013	46,189.00	.000	02/15/2037	100,000.00	3.260	7079
9128337F1	220886	2000	US TREASURY STRIP	02/13/2015	22,828.80	.000	02/15/2037	40,000.00	2.565	7079
9128337F1	222342	2000	US TREASURY STRIP	04/30/2015	22,462.80	.000	02/15/2037	40,000.00	2.665	7079
9128337F1	225740	2000	USTREASURYSTRI	03/17/2016	23,280.40	.000	02/15/2037	40,000.00	2.605	7079
9128337F1	230031	2000	S 0 02-15-37	03/24/2017	218,164.00	.000	02/15/2037	400,000.00	3.070	7079
9128337F1	230343	2000	S 0 02-15-37	04/17/2017	22,687.20	.000	02/15/2037	40,000.00	2.880	7079
912833Y46	186681	2000	US TREASURY STRIP	06/09/2008	6,501.00	.000	05/15/2037	25,000.00	4.710	7168





Run Date: 10/11/2017 8:00:52 AM

Investments Outstanding As Of Date: 9/29/2017

INVENTORY BY MATURITY REPORT

CUSIP	Investment #	Fund	Issuer	Purchase Date	Current Book	Current Rate	Maturity Date	Current Par	YTM	Days to Maturity
912833Y46	187244	2000	US TREASURY STRIP	07/11/2008	2,789.90	.000	05/15/2037	10,000.00	4.475	7168
912833Y46	197121	2000	US TREASURY STRIP	05/11/2010	90,637.81	.000	05/15/2037	306,000.00	4.556	7168
912833Y46	197213	2000	US TREASURY STRIP	05/14/2010	7,288.75	.000	05/15/2037	25,000.00	4.617	7168
912833Y46	198720	2000	US TREASURY STRIP	07/13/2010	31,810.00	.000	05/15/2037	100,000.00	4.313	7168
912833Y46	227513	2000	US TREASURY STRI ZERO-% 5	07/29/2016	25,429.60	.000	05/15/2037	40,000.00	2.190	7168
912833Y46	231295	2000	S 0 05-15-37	05/11/2017	22,117.20	.000	05/15/2037	40,000.00	2.983	7168
912833Y46	231595	2000	S 0 05-15-37	06/02/2017	22,810.80	.000	05/15/2037	40,000.00	2.835	7168
912833Z52	218853	2000	US TREASURY STRIP	08/28/2014	192,948.00	.000	08/15/2037	400,000.00	3.200	7260
912833Z52	219281	2000	US TREASURY STRIP	10/17/2014	20,132.80	.000	08/15/2037	40,000.00	3.030	7260
912833Z52	224469	2000	USTREASURYSTRIP	10/22/2015	54,054.00	.000	08/15/2037	100,000.00	2.840	7260
912833Z52	224561	2000	USTREASURYSTRIP	10/29/2015	21,664.40	.000	08/15/2037	40,000.00	2.833	7260
912834AD0	189279	2000	US TREASURY STRIP	11/21/2008	1,542.10	.000	11/15/2037	5,000.00	4.100	7352
912834AD0	220489	2000	US TREASURY STRIP	01/26/2015	23,676.80	.000	11/15/2037	40,000.00	2.313	7352
912834AD0	229114	2000	S 0 11-15-37	01/12/2017	10,819.40	.000	11/15/2037	20,000.00	2.970	7352
912834AD0	229138	2000	S 0 11-15-37	01/12/2017	10,819.40	.000	11/15/2037	20,000.00	2.970	7352
912834AD0	229404	2000	S 0 11-15-37	02/02/2017	21,106.80	.000	11/15/2037	40,000.00	3.100	7352
912833Z60	191137	2000	US TREASURY STRIP	04/13/2009	1,900.00	.000	02/15/2038	5,000.00	4.472	7444
912833Z60	213375	2000	US TREASURY STRIP	03/28/2013	44,327.00	.000	02/15/2038	100,000.00	3.754	7444
912833Z60	220889	2000	US TREASURY STRIP	02/13/2015	22,053.20	.000	02/15/2038	40,000.00	2.740	7444
912833Z60	222344	2000	US TREASURY STRIP	04/30/2015	21,802.40	.000	02/15/2038	40,000.00	2.793	7444
912833Z60	225742	2000	USTREASURYSTRIP	03/17/2016	22,407.20	.000	02/15/2038	40,000.00	2.667	7444
912833Z60	230032	2000	S 0 02-15-38	03/24/2017	210,184.00	.000	02/15/2038	400,000.00	3.103	7444
912833Z60	230344	2000	S 0 02-15-38	04/17/2017	21,778.00	.000	02/15/2038	40,000.00	2.940	7444
912834AE8	197123	2000	US TREASURY STRIP	05/11/2010	86,531.29	.000	05/15/2038	306,000.00	4.560	7533
912834AE8	197214	2000	US TREASURY STRIP	05/14/2010	6,861.25	.000	05/15/2038	25,000.00	4.671	7533
912834AE8	198721	2000	US TREASURY STRIP	07/13/2010	30,580.00	.000	05/15/2038	100,000.00	4.301	7533
912834AE8	227514	2000	US TREASURY STRI ZERO-% 5	07/29/2016	24,828.40	.000	05/15/2038	40,000.00	2.200	7533
912834AE8	231296	2000	S 0 05-15-38	05/11/2017	21,290.40	.000	05/15/2038	40,000.00	3.024	7533
912834AE8	231598	2000	S 0 05-15-38	06/02/2017	21,972.40	.000	05/15/2038	40,000.00	2.880	7533
912834AT5	218854	2000	US TREASURY STRIP	08/28/2014	185,600.00	.000	08/15/2038	400,000.00	3.230	7625
912834AT5	219283	2000	US TREASURY STRIP	10/17/2014	19,444.80	.000	08/15/2038	40,000.00	3.050	7625
912834AT5	224470	2000	USTREASURYSTRIP	10/22/2015	51,788.00	.000	08/15/2038	100,000.00	2.905	7625
912834AT5	224562	2000	USTREASURYSTRIP	10/29/2015	20,889.60	.000	08/15/2038	40,000.00	2.870	7625



Run Date: 10/11/2017 8:00:52 AM

Investments Outstanding As Of Date: 9/29/2017

INVENTORY BY MATURITY REPORT

CUSIP	Investment #	Fund	Issuer	Purchase Date	Current Book	Current Rate	Maturity Date	Current Par	YTM	Days to Maturity
912834DU9	220490	2000	US TREASURY STRIP	01/26/2015	22,891.20	.000	11/15/2038	40,000.00	2.359	7717
912834DU9	229117	2000	S 0 11-15-38	01/12/2017	10,392.60	.000	11/15/2038	20,000.00	3.020	7717
912834DU9	229139	2000	S 0 11-15-38	01/12/2017	10,392.60	.000	11/15/2038	20,000.00	3.020	7717
912834DU9	229405	2000	S 0 11-15-38	02/02/2017	20,379.60	.000	11/15/2038	40,000.00	3.120	7717
912834AU2	213376	2000	US TREASURY STRIP	03/28/2013	42,661.00	.000	02/15/2039	100,000.00	3.318	7809
912834AU2	220891	2000	US TREASURY STRIP	02/13/2015	21,312.40	.000	02/15/2039	40,000.00	2.640	7809
912834AU2	222346	2000	US TREASURY STRIP	04/30/2015	21,130.00	.000	02/15/2039	40,000.00	2.700	7809
912834AU2	225744	2000	USTREASURYSTRIP	03/17/2016	21,668.80	.000	02/15/2039	40,000.00	2.693	7809
912834AU2	230033	2000	S 0 02-15-39	03/24/2017	202,780.00	.000	02/15/2039	400,000.00	3.127	7809
912834AU2	230345	2000	S 0 02-15-39	04/17/2017	21,015.20	.000	02/15/2039	40,000.00	2.970	7809
912834DV7	197124	2000	US TREASURY STRIP	05/11/2010	82,568.59	.000	05/15/2039	306,000.00	4.567	7898
912834DV7	197215	2000	US TREASURY STRIP	05/14/2010	6,511.00	.000	05/15/2039	25,000.00	4.693	7898
912834DV7	198722	2000	US TREASURY STRIP	07/13/2010	29,132.00	.000	05/15/2039	100,000.00	4.323	7898
912834DV7	227515	2000	US TREASURY STRI ZERO-% 5	07/29/2016	24,072.80	.000	05/15/2039	40,000.00	2.240	7898
912834DV7	231297	2000	S 0 05-15-39	05/11/2017	20,460.40	.000	05/15/2039	40,000.00	3.069	7898
912834DV7	231600	2000	S 0 05-15-39	06/02/2017	21,146.00	.000	05/15/2039	40,000.00	2.925	7898
912834EP9	224471	2000	USTREASURYSTRIP	10/22/2015	49,554.00	.000	08/15/2039	100,000.00	2.970	7990
912834EP9	224563	2000	USTREASURYSTRIP	10/29/2015	20,080.40	.000	08/15/2039	40,000.00	2.917	7990
912834EV6	220491	2000	US TREASURY STRIP	01/26/2015	22,117.20	.000	11/15/2039	40,000.00	2.403	8082
912834EV6	229120	2000	S 0 11-15-39	01/12/2017	10,018.00	.000	11/15/2039	20,000.00	3.050	8082
912834EV6	229140	2000	S 0 11-15-39	01/12/2017	10,018.00	.000	11/15/2039	20,000.00	3.050	8082
912834EV6	229406	2000	S 0 11-15-39	02/02/2017	19,626.00	.000	11/15/2039	40,000.00	3.150	8082
912834FB9	213377	2000	US TREASURY STRIP	03/28/2013	41,063.00	.000	02/15/2040	100,000.00	3.338	8174
912834FB9	225747	2000	USTREASURYSTRIP	03/17/2016	20,918.00	.000	02/15/2040	40,000.00	2.729	8174
912834FB9	230034	2000	S 0 02-15-40	03/24/2017	195,152.00	.000	02/15/2040	400,000.00	3.159	8174
912834FB9	230346	2000	S 0 02-15-40	04/17/2017	20,176.40	.000	02/15/2040	40,000.00	3.020	8174
912834HV3	227516	2000	US TREASURY STRI ZERO-% 5	07/29/2016	23,294.40	.000	05/15/2040	40,000.00	2.285	8264
912834HV3	231299	2000	S 0 05-15-40	05/11/2017	19,676.40	.000	05/15/2040	40,000.00	3.107	8264
912834HV3	231602	2000	S 0 05-15-40	06/02/2017	20,356.00	.000	05/15/2040	40,000.00	2.965	8264
912834JB5	224472	2000	USTREASURYSTRIP	10/22/2015	47,298.00	.000	08/15/2040	100,000.00	3.040	8356
912834JH2	229122	2000	S 0 11-15-40	01/12/2017	9,673.80	.000	11/15/2040	20,000.00	3.070	8448
912834JH2	229141	2000	S 0 11-15-40	01/12/2017	9,673.80	.000	11/15/2040	20,000.00	3.070	8448
912834JH2	229407	2000	S 0 11-15-40	02/02/2017	18,800.40	.000	11/15/2040	40,000.00	3.200	8448



Run Date: 10/11/2017 8:00:52 AM

Investments Outstanding As Of Date: 9/29/2017

## INVENTORY BY MATURITY REPORT

CUSIP	Investment #	Fund	Issuer	Purchase Date	Current Book	Current Rate	Maturity Date	Current Par	YTM	Days to Maturity
912834JP4	213378	2000	US TREASURY STRIP	03/28/2013	39,487.00	.000	02/15/2041	100,000.00	3.360	8540
912834JP4	230035	2000	S 0 02-15-41	03/24/2017	186,620.00	.000	02/15/2041	400,000.00	3.216	8540
912834JP4	230347	2000	S 0 02-15-41	04/17/2017	19,466.00	.000	02/15/2041	40,000.00	3.045	8540
912834KH0	231301	2000	S 0 05-15-41	05/11/2017	18,953.20	.000	05/15/2041	40,000.00	3.135	8629
912834KH0	231603	2000	S 0 05-15-41	06/02/2017	19,649.20	.000	05/15/2041	40,000.00	2.990	8629
912834KP2	224473	2000	USTREASURYSTRIP	10/22/2015	45,776.00	.000	08/15/2041	100,000.00	3.050	8721
912834KV9	229124	2000	S 0 11-15-41	01/12/2017	9,337.60	.000	11/15/2041	20,000.00	3.090	8813
912834KV9	229142	2000	S 0 11-15-41	01/12/2017	9,337.60	.000	11/15/2041	20,000.00	3.090	8813
912834LB2	213379	2000	US TREASURY STRIP	03/28/2013	37,911.00	.000	02/15/2042	100,000.00	3.386	8905
912834LR7	224474	2000	USTREASURYSTRIP	10/22/2015	44,118.00	.000	08/15/2042	100,000.00	3.075	9086
912834MT2	224475	2000	USTREASURYSTRIP	10/22/2015	43,087.00	.000	08/15/2043	100,000.00	3.050	9451
912834NV6	224476	2000	USTREASURYSTRIP	10/22/2015	41,506.00	.000	08/15/2044	100,000.00	3.075	9817



# Ratification Report

From Date: 9/1/2017 To Date: 9/29/2017

Date Basis: Settlement

Run: 10/11/2017 07:52:24 AM

By: Shawn Cochran

State of Ohio - Prod

Inv. No.	Description	CUSIP	Fund	Maturity	Settle	TXN Type	Coupon	Yield	Par Value	Book Value	Purchase Interest	Settlement
<b>Fund: 1000 REG INVESTMENT ACCT-REG</b>												
233621	ABBYCT 0 09-11-17	00280NWB2	1000	09/11/17	09/08/17	PURC	.000	1.180	50,000,000.00	49,995,083.33	0.00	-49,995,083.33
233622	ABBYCT 0 09-11-17	00280NWB2	1000	09/11/17	09/08/17	PURC	.000	1.180	50,000,000.00	49,995,083.33	0.00	-49,995,083.33
233623	ABBYCT 0 09-11-17	00280NWB2	1000	09/11/17	09/08/17	PURC	.000	1.180	50,000,000.00	49,995,083.33	0.00	-49,995,083.33
233624	ABBYCT 0 09-11-17	00280NWB2	1000	09/11/17	09/08/17	PURC	.000	1.180	50,000,000.00	49,995,083.33	0.00	-49,995,083.33
233625	ABBYCT 0 09-11-17	00280NWB2	1000	09/11/17	09/08/17	PURC	.000	1.180	50,000,000.00	49,995,083.33	0.00	-49,995,083.33
233626	ABBYCT 0 09-11-17	00280NWB2	1000	09/11/17	09/08/17	PURC	.000	1.180	50,000,000.00	49,995,083.33	0.00	-49,995,083.33
233718	ABBYCT 0 09-20-17	00280NWL0	1000	09/20/17	09/19/17	PURC	.000	1.180	50,000,000.00	49,998,361.11	0.00	-49,998,361.11
233719	ABBYCT 0 09-20-17	00280NWL0	1000	09/20/17	09/19/17	PURC	.000	1.180	50,000,000.00	49,998,361.11	0.00	-49,998,361.11
PURC							.000	1.180	400,000,000.00	399,967,222.20	0.00	-399,967,222.20
Inv Type: 5110 CP-DISC-US-ACT/360-ZERO-Z							.000	1.180	400,000,000.00	399,967,222.20	0.00	-399,967,222.20
207943	US BANK - OPEN CO	OPNCP8020	1000	09/30/17	09/26/17	PURC	1.150	1.150	100,000,000.00	100,000,000.00	0.00	-100,000,000.00
PURC							1.150	1.150	100,000,000.00	100,000,000.00	0.00	-100,000,000.00
Inv Type: 5111 COMMERCIAL PAPER - OPEN TERM							1.150	1.150	100,000,000.00	100,000,000.00	0.00	-100,000,000.00
233631	FCDN AGD 09-11-17	313313LP1	1000	09/11/17	09/08/17	PURC	.000	.970	17,000,000.00	16,998,625.83	0.00	-16,998,625.83
PURC							.000	.970	17,000,000.00	16,998,625.83	0.00	-16,998,625.83
Inv Type: 5260 FFCD-GOVT-ACT/360-ZERO-Z							.000	.970	17,000,000.00	16,998,625.83	0.00	-16,998,625.83
233794	FHLBDN 0 09-27-17	313385MF0	1000	09/27/17	09/26/17	PURC	.000	1.000	50,000,000.00	49,998,611.11	0.00	-49,998,611.11
233795	FHLBDN 0 09-27-17	313385MF0	1000	09/27/17	09/26/17	PURC	.000	1.000	50,000,000.00	49,998,611.11	0.00	-49,998,611.11
233816	FHLBDN 0 10-18-17	313385NC6	1000	10/18/17	09/27/17	PURC	.000	1.001	50,000,000.00	49,970,833.33	0.00	-49,970,833.33
233817	FHLBDN 0 10-18-17	313385NC6	1000	10/18/17	09/27/17	PURC	.000	1.001	50,000,000.00	49,970,833.34	0.00	-49,970,833.34
PURC							.000	1.000	200,000,000.00	199,938,888.89	0.00	-199,938,888.89
Inv Type: 5310 FHLB-GOVT-ACT/360-Z							.000	1.000	200,000,000.00	199,938,888.89	0.00	-199,938,888.89
213723	INVESCO GOVT & AG	825252885	1000	09/30/17	09/05/17	PURC	.926	.926	125,000,000.00	125,000,000.00	0.00	-125,000,000.00
213723	INVESCO GOVT & AG	825252885	1000	09/30/17	09/07/17	PURC	.937	.937	375,000,000.00	375,000,000.00	0.00	-375,000,000.00
213723	INVESCO GOVT & AG	825252885	1000	09/30/17	09/18/17	PURC	.956	.956	70,000,000.00	70,000,000.00	0.00	-70,000,000.00
213723	INVESCO GOVT & AG	825252885	1000	09/30/17	09/21/17	PURC	.928	.928	150,000,000.00	150,000,000.00	0.00	-150,000,000.00
213723	INVESCO GOVT & AG	825252885	1000	09/30/17	09/22/17	PURC	.934	.934	150,000,000.00	150,000,000.00	0.00	-150,000,000.00
PURC							.935	.935	870,000,000.00	870,000,000.00	0.00	-870,000,000.00
Inv Type: 5646 MONEY MARKET FUND - CASH ACCT							.935	.935	870,000,000.00	870,000,000.00	0.00	-870,000,000.00
193190	NOW ACCT-SWEEP ACCT	NOWSW3006	1000	09/30/17	09/05/17	PURC	.550	.550	17,129,953.86	17,129,953.86	0.00	-17,129,953.86
193190	NOW ACCT-SWEEP ACCT	NOWSW3006	1000	09/30/17	09/07/17	PURC	.550	.550	69,402,861.81	69,402,861.81	0.00	-69,402,861.81
193190	NOW ACCT-SWEEP ACCT	NOWSW3006	1000	09/30/17	09/11/17	PURC	.550	.550	22,095,188.68	22,095,188.68	0.00	-22,095,188.68



# Ratification Report

From Date: 9/1/2017 To Date: 9/29/2017

Date Basis: Settlement

Run: 10/11/2017 07:52:24 AM

By: Shawn Cochran

State of Ohio - Prod

Inv. No.	Description	CUSIP	Fund	Maturity	Settle	TXN Type	Coupon	Yield	Par Value	Book Value	Purchase Interest	Settlement
193190	NOW ACCT-SWEEP ACCT	NOWSW3006	1000	09/30/17	09/13/17	PURC	.550	.550	24,200,084.40	24,200,084.40	0.00	-24,200,084.40
193190	NOW ACCT-SWEEP ACCT	NOWSW3006	1000	09/30/17	09/15/17	PURC	.550	.550	19,803,817.90	19,803,817.90	0.00	-19,803,817.90
193190	NOW ACCT-SWEEP ACCT	NOWSW3006	1000	09/30/17	09/19/17	PURC	.550	.550	17,143,960.42	17,143,960.42	0.00	-17,143,960.42
193190	NOW ACCT-SWEEP ACCT	NOWSW3006	1000	09/30/17	09/20/17	PURC	.550	.550	78,617.68	78,617.68	0.00	-78,617.68
193190	NOW ACCT-SWEEP ACCT	NOWSW3006	1000	09/30/17	09/21/17	PURC	.550	.550	58,998,575.69	58,998,575.69	0.00	-58,998,575.69
193190	NOW ACCT-SWEEP ACCT	NOWSW3006	1000	09/30/17	09/25/17	PURC	.550	.550	164,138,715.22	164,138,715.22	0.00	-164,138,715.22
193190	NOW ACCT-SWEEP ACCT	NOWSW3006	1000	09/30/17	09/27/17	PURC	.550	.550	16,694,620.72	16,694,620.72	0.00	-16,694,620.72
193190	NOW ACCT-SWEEP ACCT	NOWSW3006	1000	09/30/17	09/28/17	PURC	.550	.550	35,479,963.46	35,479,963.46	0.00	-35,479,963.46
193190	NOW ACCT-SWEEP ACCT	NOWSW3006	1000	09/30/17	09/29/17	PURC	.550	.550	43,122.64	43,122.64	0.00	-43,122.64
PURC							.550	.550	445,209,482.48	445,209,482.48	0.00	-445,209,482.48
Inv Type: 5648 MONEY MARKET NOW - SWEEP ACCT							.550	.550	445,209,482.48	445,209,482.48	0.00	-445,209,482.48
233569	HSBC SECURITIES US	HR9011712	1000	09/05/17	09/01/17	PURC	1.030	1.030	200,000,000.00	200,000,000.00	0.00	-200,000,000.00
233573	HSBC SECURITIES US	HR9051718	1000	09/06/17	09/05/17	PURC	1.020	1.020	200,000,000.00	200,000,000.00	0.00	-200,000,000.00
233588	HSBC SECURITIES US	HR9061717	1000	09/07/17	09/06/17	PURC	1.020	1.020	200,000,000.00	200,000,000.00	0.00	-200,000,000.00
233606	HSBC SECURITIES US	HR9071716	1000	09/08/17	09/07/17	PURC	1.020	1.020	200,000,000.00	200,000,000.00	0.00	-200,000,000.00
233620	HSBC SECURITIES US	HR9081715	1000	09/11/17	09/08/17	PURC	1.020	1.020	200,000,000.00	200,000,000.00	0.00	-200,000,000.00
233651	HSBC SECURITIES US	HR9111710	1000	09/12/17	09/11/17	PURC	1.020	1.020	200,000,000.00	200,000,000.00	0.00	-200,000,000.00
233662	HSBC SECURITIES US	HR9121719	1000	09/13/17	09/12/17	PURC	1.030	1.030	200,000,000.00	200,000,000.00	0.00	-200,000,000.00
233671	HSBC SECURITIES US	HR9131718	1000	09/14/17	09/13/17	PURC	1.030	1.030	200,000,000.00	200,000,000.00	0.00	-200,000,000.00
233678	HSBC SECURITIES US	HR9141717	1000	09/15/17	09/14/17	PURC	1.050	1.050	200,000,000.00	200,000,000.00	0.00	-200,000,000.00
233692	HSBC SECURITIES US	HR9151716	1000	09/18/17	09/15/17	PURC	1.040	1.040	200,000,000.00	200,000,000.00	0.00	-200,000,000.00
233703	HSBC SECURITIES US	HR9181713	1000	09/19/17	09/18/17	PURC	1.020	1.020	200,000,000.00	200,000,000.00	0.00	-200,000,000.00
233716	HSBC SECURITIES US	HR9191712	1000	09/20/17	09/19/17	PURC	1.000	1.000	200,000,000.00	200,000,000.00	0.00	-200,000,000.00
233730	HSBC SECURITIES US	HR9201719	1000	09/21/17	09/20/17	PURC	1.000	1.000	200,000,000.00	200,000,000.00	0.00	-200,000,000.00
233741	HSBC SECURITIES US	HR9211718	1000	09/22/17	09/21/17	PURC	1.010	1.010	200,000,000.00	200,000,000.00	0.00	-200,000,000.00
233753	HSBC SECURITIES US	HR9221717	1000	09/25/17	09/22/17	PURC	1.010	1.010	200,000,000.00	200,000,000.00	0.00	-200,000,000.00
233767	HSBC SECURITIES US	HR9251714	1000	09/26/17	09/25/17	PURC	1.010	1.010	200,000,000.00	200,000,000.00	0.00	-200,000,000.00
233790	HSBC SECURITIES US	HR9261713	1000	09/27/17	09/26/17	PURC	1.000	1.000	200,000,000.00	200,000,000.00	0.00	-200,000,000.00
233811	HSBC SECURITIES US	HR9271712	1000	09/28/17	09/27/17	PURC	1.000	1.000	200,000,000.00	200,000,000.00	0.00	-200,000,000.00
233836	HSBC SECURITIES US	HR9281711	1000	09/29/17	09/28/17	PURC	1.000	1.000	200,000,000.00	200,000,000.00	0.00	-200,000,000.00



# Ratification Report

From Date: 9/1/2017 To Date: 9/29/2017

Date Basis: Settlement

Run: 10/11/2017 07:52:24 AM

By: Shawn Cochran

State of Ohio - Prod

Inv. No.	Description	CUSIP	Fund	Maturity	Settle	TXN Type	Coupon	Yield	Par Value	Book Value	Purchase Interest	Settlement
233848	HSBC SECURITIES US	HR9291710	1000	10/02/17	09/29/17	PURC	1.040	1.040	200,000,000.00	200,000,000.00	0.00	-200,000,000.00
PURC							1.019	1.019	4,000,000,000.00	4,000,000,000.00	0.00	-4,000,000,000.00
Inv Type: 5771 REPURCHASE AGREEMENT (TRI -PART							1.019	1.019	4,000,000,000.00	4,000,000,000.00	0.00	-4,000,000,000.00
154433	STAR OHIO 10010	10010	1000	09/30/17	09/28/17	PURC	1.204	1.204	50,000,000.00	50,000,000.00	0.00	-50,000,000.00
PURC							1.204	1.204	50,000,000.00	50,000,000.00	0.00	-50,000,000.00
Inv Type: 5791 STAR OHIO - CASH ACCT							1.204	1.204	50,000,000.00	50,000,000.00	0.00	-50,000,000.00
233558	CMB 0 01-02-18	912796RK7	1000	01/02/18	09/01/17	PURC	.000	1.027	50,000,000.00	49,825,109.38	0.00	-49,825,109.38
233559	CMB 0 01-02-18	912796RK7	1000	01/02/18	09/01/17	PURC	.000	1.027	50,000,000.00	49,825,109.37	0.00	-49,825,109.37
233565	B 02-08-18	912796NR6	1000	02/08/18	09/01/17	PURC	.000	1.045	50,000,000.00	49,768,888.89	0.00	-49,768,888.89
233769	B 0 12-07-17	912796LB3	1000	12/07/17	09/25/17	PURC	.000	.977	50,000,000.00	49,901,145.84	0.00	-49,901,145.84
233770	B 0 12-07-17	912796LB3	1000	12/07/17	09/25/17	PURC	.000	.977	50,000,000.00	49,901,145.83	0.00	-49,901,145.83
233792	B 11-09-17	912796KX6	1000	11/09/17	09/26/17	PURC	.000	.956	50,000,000.00	49,941,638.89	0.00	-49,941,638.89
233793	B 11-09-17	912796KX6	1000	11/09/17	09/26/17	PURC	.000	.956	50,000,000.00	49,941,638.89	0.00	-49,941,638.89
233812	B 0 10-26-17	912796LZ0	1000	10/26/17	09/27/17	PURC	.000	.966	50,000,000.00	49,961,131.94	0.00	-49,961,131.94
233813	B 0 10-26-17	912796LZ0	1000	10/26/17	09/27/17	PURC	.000	.966	50,000,000.00	49,961,131.95	0.00	-49,961,131.95
233814	B 10-19-17	912796LY3	1000	10/19/17	09/27/17	PURC	.000	.933	50,000,000.00	49,971,506.94	0.00	-49,971,506.94
233815	B 10-19-17	912796LY3	1000	10/19/17	09/27/17	PURC	.000	.933	50,000,000.00	49,971,506.95	0.00	-49,971,506.95
233823	B 12-07-17	912796LB3	1000	12/07/17	09/27/17	PURC	.000	.967	50,000,000.00	49,904,840.28	0.00	-49,904,840.28
233824	B 12-07-17	912796LB3	1000	12/07/17	09/27/17	PURC	.000	.967	50,000,000.00	49,904,840.28	0.00	-49,904,840.28
233843	B 11-24-17	912796MD8	1000	11/24/17	09/28/17	PURC	.000	.956	50,000,000.00	49,924,395.83	0.00	-49,924,395.83
PURC							.000	.975	700,000,000.00	698,704,031.26	0.00	-698,704,031.26
Inv Type: 6000 GOVT-US-ACT/360-ZERO-Z							.000	.975	700,000,000.00	698,704,031.26	0.00	-698,704,031.26
<b>Subtotal</b>							.783	.985	6,782,209,482.48	6,780,818,250.66	0.00	-6,780,818,250.66
<b>Fund: 1010 REG INVESTMENT ACCT-CORE</b>												
233539	FFCB 1.68 09-01-20	3133EHWQ2	1010	09/01/20	09/01/17	PURC	1.680	1.680	5,100,000.00	5,100,000.00	0.00	-5,100,000.00
233586	FFCB 1.93 12-06-21	3133EHXM0	1010	12/06/21	09/06/17	PURC	1.930	1.930	10,000,000.00	10,000,000.00	0.00	-10,000,000.00
233615	FFCB 1.95 03-14-22	3133EHYQ0	1010	03/14/22	09/14/17	PURC	1.950	1.950	10,000,000.00	10,000,000.00	0.00	-10,000,000.00
233709	FFCB 1.49 05-03-21	3133EGC78	1010	05/03/21	09/19/17	PURC	1.490	1.762	5,000,000.00	4,952,500.00	28,144.44	-4,980,644.44
PURC							1.821	1.866	30,100,000.00	30,052,500.00	28,144.44	-30,080,644.44
Inv Type: 5270 FFCB-GOVT-US-30/360-FXD-S							1.821	1.866	30,100,000.00	30,052,500.00	28,144.44	-30,080,644.44
233478	FHLB 1.3 09-07-22	3130ACCA0	1010	09/07/22	09/07/17	PURC	1.300	1.300	15,000,000.00	15,000,000.00	0.00	-15,000,000.00
233650	FHLB 1.3 09-29-22	3130ACET7	1010	09/29/22	09/29/17	PURC	1.300	1.300	15,000,000.00	15,000,000.00	0.00	-15,000,000.00
PURC							1.300	1.300	30,000,000.00	30,000,000.00	0.00	-30,000,000.00
Inv Type: 5303 FHLB-GOVT-US-30/360-STEP-S							1.300	1.300	30,000,000.00	30,000,000.00	0.00	-30,000,000.00
233538	FHLB 2.05 09-01-22	3130ACC51	1010	09/01/22	09/01/17	PURC	2.050	2.050	10,000,000.00	10,000,000.00	0.00	-10,000,000.00



# Ratification Report

From Date: 9/1/2017 To Date: 9/29/2017

Date Basis: Settlement

Run: 10/11/2017 07:52:24 AM

By: Shawn Cochran

State of Ohio - Prod

Inv. No.	Description	CUSIP	Fund	Maturity	Settle	TXN Type	Coupon	Yield	Par Value	Book Value	Purchase Interest	Settlement
233585	FHLB 2 09-15-22	3130ACCY8	1010	09/15/22	09/15/17	PURC	2.000	2.000	10,000,000.00	10,000,000.00	0.00	-10,000,000.00
PURC							2.025	2.025	20,000,000.00	20,000,000.00	0.00	-20,000,000.00
Inv Type: 5320 FHLB-GOVT-US-30/360-FXD-S							2.025	2.025	20,000,000.00	20,000,000.00	0.00	-20,000,000.00
233687	FHLMC 2 12-29-21 00	3134GBK68	1010	12/29/21	09/29/17	PURC	2.000	2.000	10,000,000.00	10,000,000.00	0.00	-10,000,000.00
233700	FHLMC 2 03-29-22 00	3134GBJ45	1010	03/29/22	09/29/17	PURC	2.000	2.005	10,000,000.00	9,998,000.00	0.00	-9,998,000.00
233701	FHLMC 2 09-27-22 00	3134GBK84	1010	09/27/22	09/27/17	PURC	2.000	2.000	12,600,000.00	12,600,000.00	0.00	-12,600,000.00
PURC							2.000	2.001	32,600,000.00	32,598,000.00	0.00	-32,598,000.00
Inv Type: 5370 FHLMC-GOVT-US-30/360-FXD-S							2.000	2.001	32,600,000.00	32,598,000.00	0.00	-32,598,000.00
233568	FNMA 2.06 02-28-22	3136G4LR2	1010	02/28/22	09/01/17	PURC	2.060	1.341	10,000,000.00	10,035,100.00	1,716.67	-10,036,816.67
PURC							2.060	1.341	10,000,000.00	10,035,100.00	1,716.67	-10,036,816.67
Inv Type: 5420 FNMA-GOVT-US-30/360-FXD-S							2.060	1.341	10,000,000.00	10,035,100.00	1,716.67	-10,036,816.67
<b>Subtotal</b>							1.794	1.747	122,700,000.00	122,685,600.00	29,861.11	-122,715,461.11
<b>Fund: 1020 REG INVESTMENT ACCT-LT TSY</b>												
207633	KEYBANK - INVESTMEN	MMNOW0170	1020	09/30/17	09/05/17	PURC	.550	.550	284,775.01	284,775.01	0.00	-284,775.01
207633	KEYBANK - INVESTMEN	MMNOW0170	1020	09/30/17	09/08/17	PURC	.550	.550	22,908,337.50	22,908,337.50	0.00	-22,908,337.50
207633	KEYBANK - INVESTMEN	MMNOW0170	1020	09/30/17	09/11/17	PURC	.550	.550	604,413.64	604,413.64	0.00	-604,413.64
207633	KEYBANK - INVESTMEN	MMNOW0170	1020	09/30/17	09/12/17	PURC	.550	.550	213,750.00	213,750.00	0.00	-213,750.00
207633	KEYBANK - INVESTMEN	MMNOW0170	1020	09/30/17	09/13/17	PURC	.550	.550	20,691,510.00	20,691,510.00	0.00	-20,691,510.00
207633	KEYBANK - INVESTMEN	MMNOW0170	1020	09/30/17	09/18/17	PURC	.550	.550	27,736,235.42	27,736,235.42	0.00	-27,736,235.42
207633	KEYBANK - INVESTMEN	MMNOW0170	1020	09/30/17	09/25/17	PURC	.550	.550	412,424.00	412,424.00	0.00	-412,424.00
207633	KEYBANK - INVESTMEN	MMNOW0170	1020	09/30/17	09/26/17	PURC	.550	.550	58,000.00	58,000.00	0.00	-58,000.00
207633	KEYBANK - INVESTMEN	MMNOW0170	1020	09/30/17	09/27/17	PURC	.550	.550	2,475,000.00	2,475,000.00	0.00	-2,475,000.00
PURC							.550	.550	75,384,445.57	75,384,445.57	0.00	-75,384,445.57
Inv Type: 5644 MONEY MARKET NOW ACCT							.550	.550	75,384,445.57	75,384,445.57	0.00	-75,384,445.57
233562	T 1 1-8 06-30-21	912828S27	1020	06/30/21	09/01/17	PURC	1.125	1.579	15,000,000.00	14,748,046.88	28,889.27	-14,776,936.15
233563	T 1 1-8 08-31-21	9128282F6	1020	08/31/21	09/01/17	PURC	1.125	1.601	15,000,000.00	14,724,609.38	466.16	-14,725,075.54
233680	T 1 5-8 08-31-22	9128282S8	1020	08/31/22	09/15/17	PURC	1.625	1.784	10,000,000.00	9,925,000.00	6,733.43	-9,931,733.43



# Ratification Report

From Date: 9/1/2017 To Date: 9/29/2017

Date Basis: Settlement

Run: 10/11/2017 07:52:24 AM

By: Shawn Cochran

State of Ohio - Prod

Inv. No.	Description	CUSIP	Fund	Maturity	Settle	TXN Type	Coupon	Yield	Par Value	Book Value	Purchase Interest	Settlement
233835	T 1 7-8 07-31-22	9128282P4	1020	07/31/22	09/28/17	PURC	1.875	1.907	10,000,000.00	9,985,156.25	30,061.14	-10,015,217.39
PURC							1.375	1.692	50,000,000.00	49,382,812.51	66,150.00	-49,448,962.51
Inv Type: 6020 GOVT-US-ACT/ACT-FXD-S							1.375	1.692	50,000,000.00	49,382,812.51	66,150.00	-49,448,962.51
<b>Subtotal</b>							.879	1.005	125,384,445.57	124,767,258.08	66,150.00	-124,833,408.08
<b>Fund: 1030 REG INVESTMENT ACCT-LT CORP</b>												
233601	IBM 2.2 09-08-22	44932HAC7	1030	09/08/22	09/08/17	PURC	2.200	2.166	5,000,000.00	5,007,950.00	0.00	-5,007,950.00
233710	MRK 2.4 09-15-22	589331AT4	1030	09/15/22	09/20/17	PURC	2.400	2.106	5,819,000.00	5,895,810.80	1,939.67	-5,897,750.47
233801	PG 1.85 02-02-21	742718EN5	1030	02/02/21	09/28/17	PURC	1.850	1.923	3,680,000.00	3,671,278.40	10,590.22	-3,681,868.62
PURC							2.191	2.080	14,499,000.00	14,575,039.20	12,529.89	-14,587,569.09
Inv Type: 5121 CORP-US-30/360-FXD-S							2.191	2.080	14,499,000.00	14,575,039.20	12,529.89	-14,587,569.09
<b>Subtotal</b>							2.191	2.080	14,499,000.00	14,575,039.20	12,529.89	-14,587,569.09
<b>Fund: 2000 OH LOTTERY COMM-STRUCTURED</b>												
146173	STAR OHIO 27044	27044	2000	09/30/17	09/19/17	PURC	1.202	1.202	280,000.00	280,000.00	0.00	-280,000.00
PURC							1.202	1.202	280,000.00	280,000.00	0.00	-280,000.00
Inv Type: 5791 STAR OHIO - CASH ACCT							1.202	1.202	280,000.00	280,000.00	0.00	-280,000.00
<b>Subtotal</b>							1.202	1.202	280,000.00	280,000.00	0.00	-280,000.00
<b>Fund: 3000 BID OHIO</b>												
233602	BID OHIO	LD18B0132	3000	03/07/18	09/06/17	PURC	1.150	1.150	2,000,000.00	2,000,000.00	0.00	-2,000,000.00
233603	BID OHIO	LD18B0140	3000	03/07/18	09/06/17	PURC	1.150	1.150	2,500,000.00	2,500,000.00	0.00	-2,500,000.00
233604	BID OHIO	LD18B0157	3000	03/07/18	09/06/17	PURC	1.150	1.150	1,000,000.00	1,000,000.00	0.00	-1,000,000.00
233612	BID OHIO	LD18B0165	3000	03/07/18	09/07/17	PURC	1.150	1.150	1,000,000.00	1,000,000.00	0.00	-1,000,000.00
233738	BID OHIO	LD18B0181	3000	12/20/17	09/20/17	PURC	1.100	1.100	500,000.00	500,000.00	0.00	-500,000.00
233739	BID OHIO	LD18B0173	3000	12/20/17	09/20/17	PURC	1.100	1.100	2,500,000.00	2,500,000.00	0.00	-2,500,000.00
233743	BID OHIO	LD18B0199	3000	12/20/17	09/21/17	PURC	1.100	1.100	3,000,000.00	3,000,000.00	0.00	-3,000,000.00
PURC							1.126	1.126	12,500,000.00	12,500,000.00	0.00	-12,500,000.00
Inv Type: 6103 SPRJ-BIDOHIO							1.126	1.126	12,500,000.00	12,500,000.00	0.00	-12,500,000.00
<b>Subtotal</b>							1.126	1.126	12,500,000.00	12,500,000.00	0.00	-12,500,000.00
<b>Fund: 3030 ECO LINK</b>												
233605	WILLIAM E RITTERS	EC1800316	3030	09/06/19	09/06/17	PURC	1.000	1.000	114,630.00	114,630.00	0.00	-114,630.00
233780	MELISSA BARTON	EC1800340	3030	09/25/19	09/25/17	PURC	1.000	1.000	118,675.00	118,675.00	0.00	-118,675.00
233781	WILLIAM ANDERSON	EC1800332	3030	09/25/19	09/25/17	PURC	1.000	1.000	63,750.00	63,750.00	0.00	-63,750.00
233782	SUSAN MOODY	EC1800324	3030	09/25/19	09/25/17	PURC	1.000	1.000	153,970.00	153,970.00	0.00	-153,970.00
233783	THOMAS REITZ	EC1800399	3030	09/25/19	09/25/17	PURC	1.000	1.000	185,801.00	185,801.00	0.00	-185,801.00





# Ratification Report

From Date: 9/1/2017 To Date: 9/29/2017

Date Basis: Settlement

Run: 10/11/2017 07:52:24 AM

By: Shawn Cochran

State of Ohio - Prod

Inv. No.	Description	CUSIP	Fund	Maturity	Settle	TXN Type	Coupon	Yield	Par Value	Book Value	Purchase Interest	Settlement
233784	NICOLE MARTIN	EC1800381	3030	09/25/19	09/25/17	PURC	1.000	1.000	27,723.30	27,723.30	0.00	-27,723.30
233785	DAMIAN DOTTERWEI	EC1800373	3030	09/25/19	09/25/17	PURC	1.000	1.000	82,210.00	82,210.00	0.00	-82,210.00
233786	JESSICA PATRICH	EC1800365	3030	09/25/19	09/25/17	PURC	1.000	1.000	45,300.00	45,300.00	0.00	-45,300.00
233787	MICHAEL HOLDREN	EC1800357	3030	09/25/19	09/25/17	PURC	1.000	1.000	182,000.00	182,000.00	0.00	-182,000.00
233827	STEVEN WILSON	EC1800423	3030	09/27/19	09/27/17	PURC	1.000	1.000	308,854.00	308,854.00	0.00	-308,854.00
233828	ANDREW REGRUT	EC1800415	3030	09/27/19	09/27/17	PURC	1.000	1.000	201,693.55	201,693.55	0.00	-201,693.55
233829	ROMANS SKUJINS	EC1800407	3030	09/27/19	09/27/17	PURC	1.000	1.000	140,000.00	140,000.00	0.00	-140,000.00
233830	TERRANCE SZABO	EC1800456	3030	09/27/19	09/27/17	PURC	1.000	1.000	315,000.00	315,000.00	0.00	-315,000.00
233831	RANDALL HANNA	EC1800449	3030	09/27/19	09/27/17	PURC	1.000	1.000	79,785.00	79,785.00	0.00	-79,785.00
233832	MICHAEL WEAVER	EC1800431	3030	09/27/19	09/27/17	PURC	1.000	1.000	126,550.00	126,550.00	0.00	-126,550.00
233833	LAWRENCE BUCCILLI	EC1800472	3030	09/27/19	09/27/17	PURC	1.000	1.000	107,720.00	107,720.00	0.00	-107,720.00
233834	ERIC BYROM	EC1800464	3030	09/27/19	09/27/17	PURC	1.000	1.000	36,300.00	36,300.00	0.00	-36,300.00
PURC							1.000	1.000	2,289,961.85	2,289,961.85	0.00	-2,289,961.85
Inv Type: 6113 SPRJ-ECO-LINK							1.000	1.000	2,289,961.85	2,289,961.85	0.00	-2,289,961.85
<b>Subtotal</b>							1.000	1.000	2,289,961.85	2,289,961.85	0.00	-2,289,961.85
<b>Fund: 3040 RE-ENERGIZE OHIO</b>												
233653	SEMPLE SERVICE CE	RE1800029	3040	09/11/19	09/11/17	PURC	.150	.150	66,913.79	66,913.79	0.00	-66,913.79
PURC							.150	.150	66,913.79	66,913.79	0.00	-66,913.79
Inv Type: 6120 SPRJ-RE-ENERGIZE INT @ 6 MONTH							.150	.150	66,913.79	66,913.79	0.00	-66,913.79
<b>Subtotal</b>							.150	.150	66,913.79	66,913.79	0.00	-66,913.79
Grand Total		Count 120					.805	1.001	7,059,929,803.69	7,057,983,023.58	108,541.00	-7,058,091,564.58